



**Childcare Sufficiency Assessment  
Shropshire**

**Termly Report  
Spring 2018**

The Childcare Act 2006 requires local authorities to secure sufficient childcare provision to meet the needs of working parents in their area for children up to the age of 14 (or 17 for disabled children)<sup>1</sup>. Further to Shropshire's Childcare Sufficiency Assessment: Analysis Report 2017 and in line with Government guidelines (2018)<sup>2</sup>, the council commenced the termly collection of sufficiency data in order to report annually to elected council members on how the authority is meeting its duty to secure sufficient childcare.

The aim of ongoing sufficiency studies is to understand and monitor the likely impact on demand for childcare and the sustainability of childcare settings across all areas of the county. The implantation of this termly-data collection commenced January 2018, with all childcare providers in receipt of funding asked to complete sufficiency surveys when returning Termly Headcount information (an expectation compliant with Shropshire's Local Provider Agreement, Sep-2017: 3.3)<sup>3</sup>

For this Spring-term Report 2018, respondents provided information relating to the week commencing 5<sup>th</sup> February 2018.

## **Survey Background**

There are currently 392 childcare providers in Shropshire and each were asked to complete an online survey giving details of the number of places they were registered for; the number of places currently filled; whether they provided funded hours and if so did they stipulate when parents could use these. Finally, providers were asked if they offered places for Out of School Childcare / Wrap-Around Care.

Of the 392 childcare providers, 266 are in receipt of the universal early years funding and funding for disadvantaged two-year olds (24U). The 266 funded providers were asked to complete an additional survey via the Early Years payment portal, which requested a more detailed breakdown of places available and take up by type of setting and age group across the survey week.

---

<sup>1</sup> The Childcare Act 2006 (Childcare Assessments Regulations 2007) No. 463, points 1-5

<sup>2</sup>[https://assets.publishing.service.gov.uk/government/uploads/system/uploads/attachment\\_data/file/692348/Early\\_education\\_and\\_childcare\\_-\\_statutory\\_guidance.pdf](https://assets.publishing.service.gov.uk/government/uploads/system/uploads/attachment_data/file/692348/Early_education_and_childcare_-_statutory_guidance.pdf)

<sup>3</sup> Free early years entitlement for two, three and four year olds: Shropshire Local Provider Agreement

## Overall Survey

The response rate for the first survey was 49% (193 of the 392 providers responding). The responses of the 193 providers who completed this survey accounted for 4,903 Early Years Places registered in Shropshire and of these 78% (3,815) were filled at the time of completion.

189 of the providers who responded said that they offered funded hours (98%) and of these 82 said this was all year round and 107 reported that it was term time only.

71% of providers said that they did not stipulate when parents could access the funded hours (for example specific times of the day or sessions during the week).

45% of providers said that they provided out of school/wrap around care provision all year round, 21% said they provided it during term time only and 35% said they did not provide it at all.

## Provision by Children's Centre Area

Using data from the overall survey completed by 193 providers the following table details the registered places and take up by Children's Centre Area.

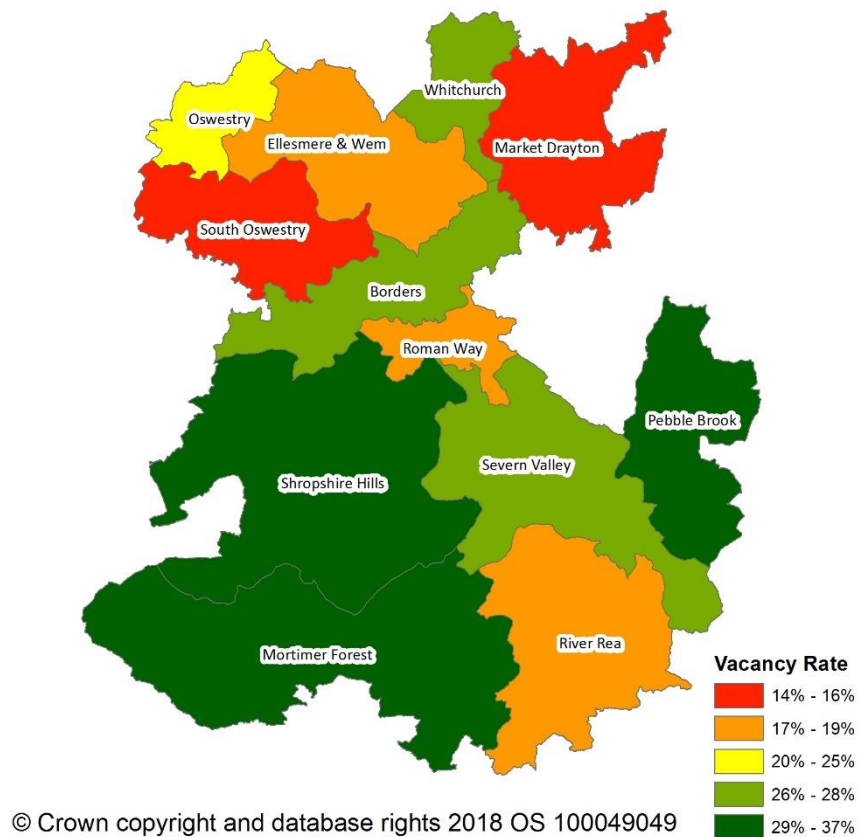
Children's Centre Area	Early Years registration, - total number of children that can attend your setting at any one time?	Number of unused available places for the week within which you complete and return this questionnaire:	Number of used available places (actual current take-up) for the week within which you complete and return this questionnaire:	% of places Filled
Borders	841	224	613	73%
Ellesmere & Wem	273	49	228	84%
Market Drayton	224	32	172	77%
Mortimer Forest	309	113	268	87%
Oswestry	514	127	335	65%
Pebble Brook	387	125	262	68%
River Rea	232	41	191	82%
Roman Way	943	179	767	81%
Severn Valley	411	116	366	89%
Shropshire Hills	311	101	279	90%
South Oswestry	232	36	175	75%
Whitchurch	226	62	159	70%

## Vacancies by CCA across Shropshire

The map below shows the percentage of childcare places vacant (based on responses received) by Children's Centre Area.

Red areas indicate a lower number of vacancies and darker green indicate a higher number of vacant places available.

Percentage of reported childcare places vacant by CCA  
(Childcare Sufficiency - Termly Survey – January 2018)

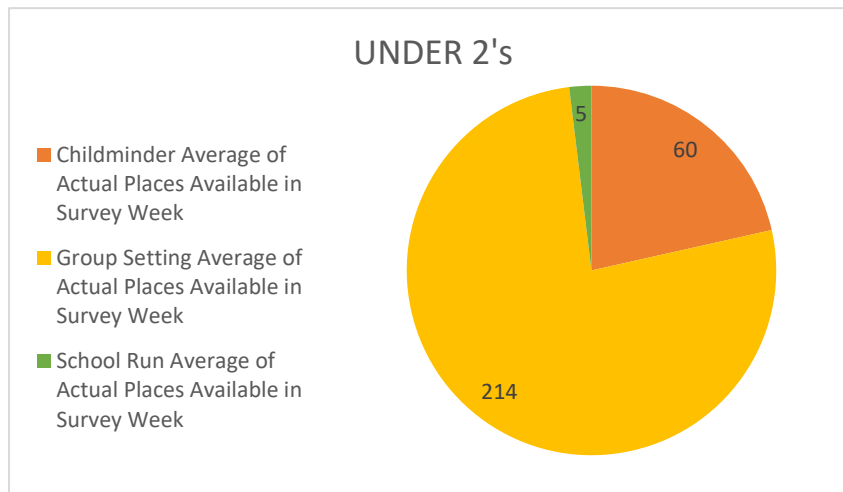


## Survey of Provision by Age and Setting

The second survey which was accessed via the Early Years payment portal and available to 266 providers, it was completed by 111 providers, a response rate of 42%.

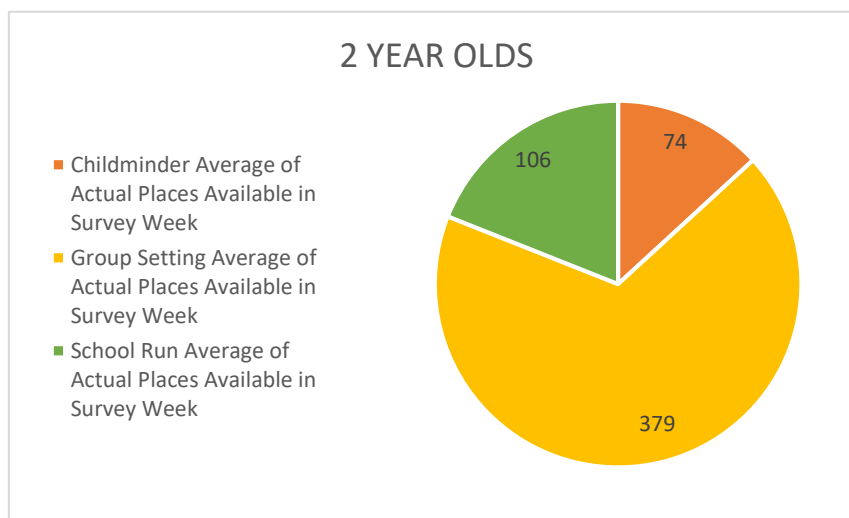
## 0-2 Year Old Provision

Data collected from the 42% of providers who responded to the survey showed that during the survey week there were an average of 279 childcare places available for 0-2 year olds during the week. Of these 180 were filled during the survey week, indicating an average of 36% were available for take up during the week.



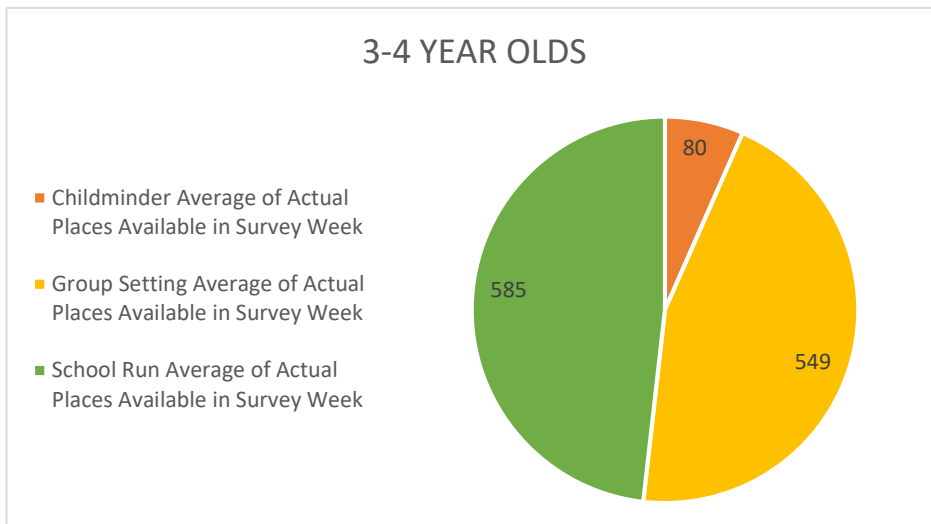
## 2 Year Old Provision

Data collected from the 42% of providers who responded to the survey indicated that during the survey week there were an average of 558 childcare places available for 2 year olds during the week. Of these an average of 381 were filled during the survey week, indicating an average of 32% were available for take up during the survey we



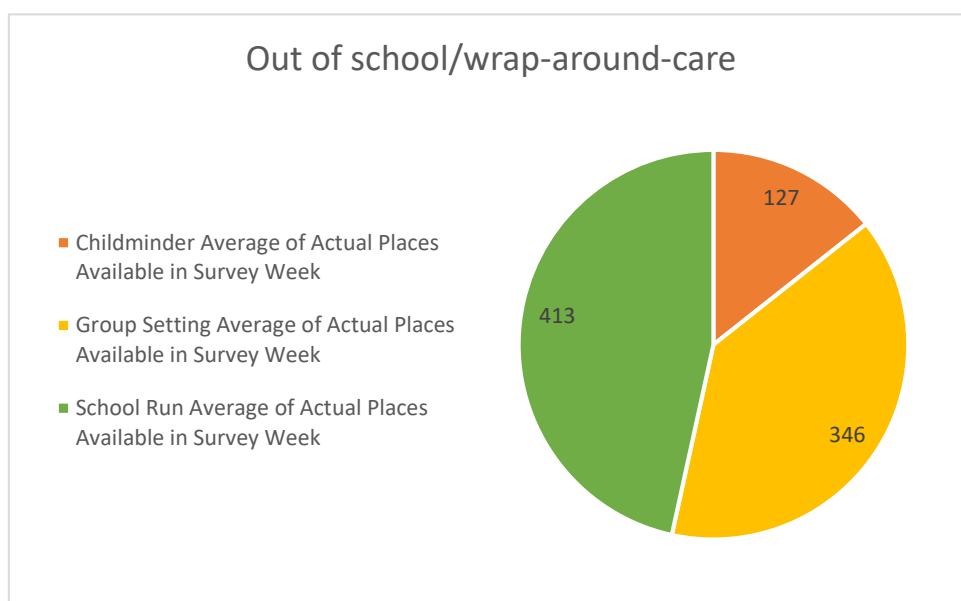
### 3-4 Year Old Provision

Data collected from the 42% of providers who responded to the survey indicates that during the survey week there were an average of 1214 childcare places available to 3-4 year olds during the week. Of these an average of 1090 were filled during the survey week, indicating an average of 10% were available for take up during the survey week.

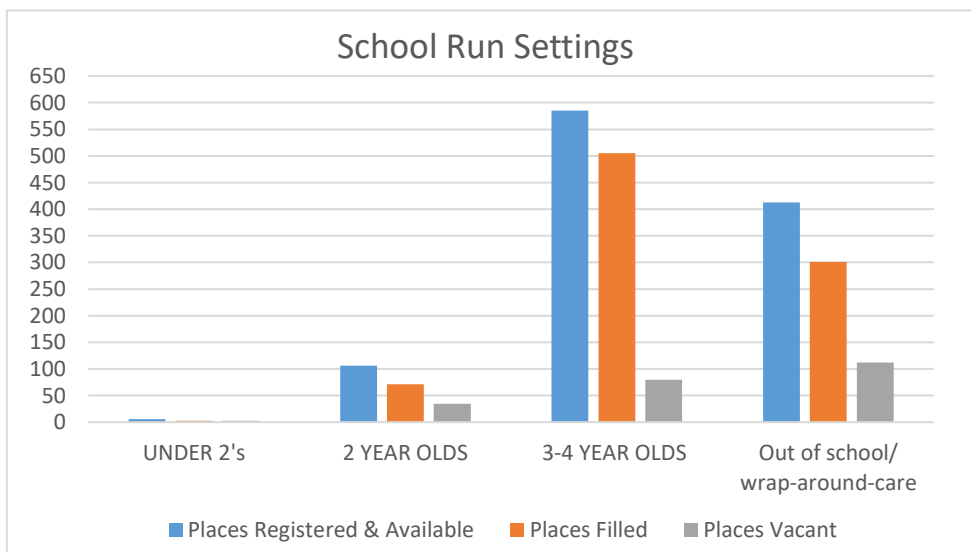
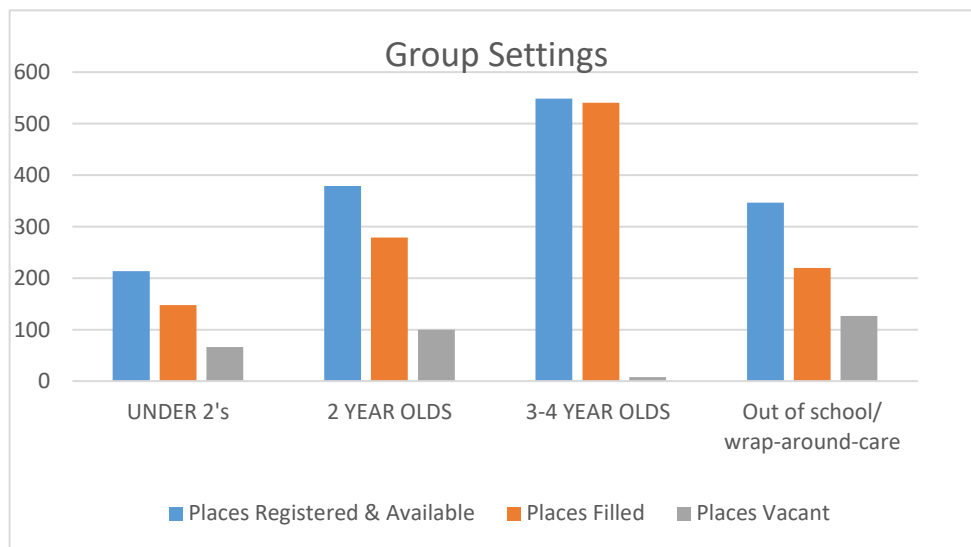
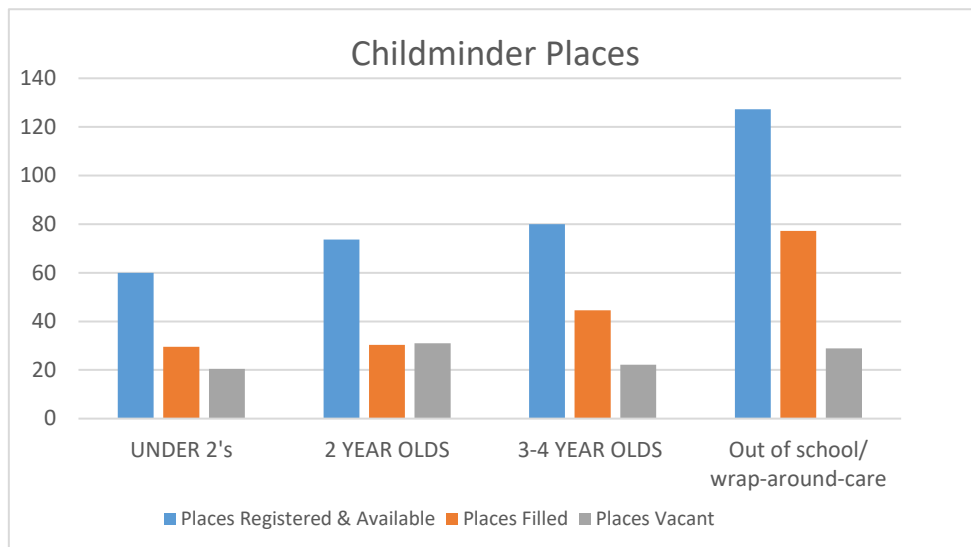


### Out of School/Wrap-Around Care Provision

Data collected from the 42% of providers who responded to the survey indicates that during the survey week there were an average of 886 Out of School/Wrap-Around Care places available during the week. Of these an average of 598 were filled during the survey week, indicating an average 33% were available for take up during the survey week.



The following three charts show the number of places available, the number filled and the vacancies during the survey week by type of setting and age group.



## **Quality**

In line with local authority statutory guidance<sup>2</sup>, Shropshire Council relies solely on the Ofsted inspection judgement of the childcare provider as the benchmark of quality.

During the Spring-2018 survey period, Shropshire had 115 group settings (private/voluntary/independent) with 13 awaiting inspection. Of the 103 settings, 27% were judged by OfSTED to be Outstanding, 72% as Good and 0.9% as Requires Improvement

During the Spring-2018 survey period, Shropshire had 164 Childminders with 25 awaiting inspection. Of the 139 Childminders, 21.6% were judged by OfSTED to be Outstanding, 76% as Good, 1% as Requires Improvement and 1.4% as Not Met.

## **Changes in provision since the last report**

Since the last report (2017) two group settings have closed, also one Out of School provision. Six childminders have ceased to operate and four have opened.

.....

This Spring Term 2018 childcare sufficiency report will be available on <http://www.shropshire.gov.uk/> and on the Shropshire Learning Gateway.

Data for the Summer-term 2018 childcare sufficiency will be collected in June with a report available in August 2018.