



Shropshire Council  
Legal and Democratic Services  
Shirehall  
Abbey Foregate  
Shrewsbury  
SY2 6ND

Date: Friday, 23 October 2020

**Committee:**  
**Cabinet**

**Date:** Monday, 2 November 2020

**Time:** 1.00 pm

**Venue:** **THIS IS A VIRTUAL MEETING - PLEASE USE THE LINK ON THE AGENDA TO LISTEN TO THE MEETING**

Members of the public will be able to listen to this meeting by clicking on this link:  
[Cabinet 2 November 2020 2pm](#)

- Please note that this meeting will be made available through Microsoft Teams Live Events - your device will need to meet the minimum specification as detailed on the Microsoft website at this link: [Device Specification](#)
- You will need to download MS Teams (free) and click on the link to listen to the meeting if you are using a PC
- If using a mobile device, you will need to download the MS Teams app (free) before clicking the link
- Use the link at 1.00 pm on the day of the meeting and click on 'Join as Guest'
- You may receive an error message or a request for login details if you try to gain access before 1.00 pm

You are requested to attend the above meeting. The Agenda is attached

Claire Porter  
Director of Legal and Democratic Services (Monitoring Officer)

**Members of Cabinet**

Peter Nutting (Leader)  
Steve Charmley (Deputy Leader)  
Gwilym Butler  
Dean Carroll  
Lee Chapman  
Steve Davenport  
Robert Macey  
David Minnery  
Lezley Picton  
Ed Potter

Your Committee Officer is: [amanda.holyoak@shropshire.gov.uk](mailto:amanda.holyoak@shropshire.gov.uk) 01743 257714

# AGENDA

## **1 Apologies for Absence**

## **2 Disclosable Pecuniary Interests**

## **3 Minutes (Pages 1 - 6)**

To confirm the minutes of the meeting held on 5 October 2020, attached.

## **4 Public Question Time**

To receive any questions from members of the public, notice of which has been given in accordance with Procedure Rule 14. Deadline for notification is not later than 1.00 pm on Thursday 29 October 2020

## **5 Member Question Time**

To receive any questions of which Member have given due notice, the deadline for notification for this meeting is 5.00 pm on Wednesday 28 October 2020

## **6 Scrutiny Items**

## **7 Playing Pitch and Outdoor Sports Strategy (Pages 7 - 538)**

Lead Member – Councillor Lezley Picton – Portfolio Holder for Culture, Leisure, Waste and Communications

Report of Director of Place

Contact: Mark Barrow 01743 258916

## **8 Application by Clive Parish Council for Clive Parish to be considered as a Neighbourhood Area (Pages 539 - 544)**

Lead Member – Councillor Robert Macey – Portfolio Holder for Housing and Strategic Planning

Report of Director of Place

Contact: Mark Barrow 01743 258916

## **9 Pavement Parking Consultation (Pages 545 - 582)**

Lead Member – Councillor Gwilym Butler – Portfolio Holder for Communities, Place Planning and Regulatory Services

Report of Director of Place

Contact: Mark Barrow 01743 258916

**10      Annual Health and Safety Performance 2019/2020 (Pages 583 - 600)**

Lead Member – Councillor David Minnery – Portfolio Holder Finance and Corporate Support

Report of Director of Workforce and Transformation attached

Contact: Michele Leith, 01743 258913

This page is intentionally left blank



## Committee and Date

Cabinet

2 November 2020

## **CABINET**

### **Minutes of the meeting held on 5 October 2020**

#### **Virtual Meeting**

**1.00 - 2.20 pm**

**Responsible Officer:** Amanda Holyoak

Email: amanda.holyoak@shropshire.gov.uk Tel: 01743 257714

#### **Present**

Councillor Peter Nutting (Chairman)

Councillors Steve Charmley (Deputy Leader), Gwilym Butler, Dean Carroll, Lee Chapman, Robert Macey, Lezley Picton and Ed Potter

#### **140 Apologies for Absence**

Apologies were received from Councillors Steve Davenport and David Minnery.

#### **141 Disclosable Pecuniary Interests**

None were declared.

#### **142 Minutes**

### **RESOLVED**

that the minutes of the meeting held on 7 September 2020 be confirmed as a correct record.

#### **143 Public Question Time**

The Director of Legal and Democratic Services read out questions submitted by the following members of the public:

Mr Bernard Bentick - in relation to walking, cycling public transport, implementation of facilities to promote social distancing due to the Covid 19 Pandemic and the School Streets Initiative.

Mr John Box, Shropshire Wildlife Trust Honorary Conservation Adviser – in relation to Local Nature Reserves and timescale for future designations.

The full questions and responses provided by The Leader (on behalf of the Portfolio Holder for Highways and Transport) and the Portfolio Holder for Culture, Leisure, Waste and Communications are attached to the signed minutes and web page for the meeting.

#### **144 Member Question Time**

The following Members were invited to ask their questions by the Leader. The full questions and responses provided are attached to the signed minutes and attached to the web page for the meeting.

Councillor David Turner asked a question regarding the Government's White Paper 'Planning For The Future' and democratic involvement in the planning system locally. The Portfolio Holder for Housing and Strategic Planning provided a response and agreed to provide a direct response to Councillor Turner in relation to his supplementary questions.

Councillor David Vasmer asked questions about: consultation and Shrewsbury's park and ride service; the Ludlow Park and ride site and connecting bus service; and incorporation of the Government's LTN 1/20 standards for building of the cycle infrastructure in Shropshire.

The Leader provided responses on behalf of the Portfolio Holder for Highways and Transport and said he would look into issues raised by councillor Vasmer in relation to the Ludlow Park and Ride site.

#### **145 Scrutiny Items**

There were no scrutiny items.

#### **146 New Cultural Strategy: Vibrant Shropshire - Independent by Nature**

The Cabinet Member for Culture, Leisure, Waste and Communications said she was delighted to introduce the draft strategy which was now ready for consultation and was the culmination of many months of work of officers, partners and stakeholders. She thanked all those who had contributed to development of the document.

In response to questions the Leader and Portfolio Holder said that there were no funding reductions currently planned for any of the areas covered by the Strategy and that those delivering the strategy would be those that had helped bring it together. It was also confirmed that young people would be encouraged to participate in the consultation and the Portfolio Holder asked Members to let her have details of any groups involving young people in their areas for this purpose.

#### **RESOLVED:**

That Cabinet agrees to the draft Cultural Strategy (Appendix 1) being published for public consultation in October 2020.

#### **147 Local Nature Reserves**

The Cabinet Member for Culture, Leisure, Waste and Communications said she was also delighted to introduce this report which sought Cabinet approval to dedicate Nesscliffe Country Park, Llanymynech Heritage Area, Poles Coppice and Lyth Hill as Local Nature

Reserves. All present expressed wholehearted support for this important and positive step.

**RESOLVED:**

- A. That Cabinet agrees to the dedication of Nesscliffe Country Park as a Local Nature Reserve
- B. That Cabinet agrees to the dedication of Llanymynech Heritage Area as a Local Nature Reserve
- C. That Cabinet agrees to the dedication of Poles Coppice as a Local Nature Reserve
- D. That Cabinet agrees to the dedication of Lyth Hill as a Local Nature Reserve
- E. That Cabinet delegates to the Director of Place, the authority to agree any associated actions to ensure the successful dedication of Local Nature Reserve status for these sites.

**148 Residential and Nursing Beds Review of Commissioning Arrangements and Setting of Standard Fee Rates**

The Cabinet Member for Adult Social Care and Climate Change introduced the report, He explained the need for it and how the schedule of charges had been arrived at. Fair rates promoted an efficient and effective market and helped ensure a sustainable and vibrant marketplace.

The Leader congratulated all those who worked within adult social care for their excellent and important work and asked that his thanks be passed onto them.

**RESOLVED:**

That Shropshire Council should proceed with the standard rates shown at paragraph 4.8 for all new purchasing

That historical placements made prior to the implementation of the pilot and currently being paid below the new proposed standard rates, will be increased gradually through annual inflation review process

**149 Draft Community and Rural Strategy**

The Portfolio Holder for Communities, Place Planning and Regulatory Services introduced the report and explained the draft strategy had been subject to delay due to the pandemic. The Strategy would help promote a sense of inclusivity across Shropshire and would give an opportunity to question Portfolio Holders and officers on delivery.

The Strategy was welcomed by Members. The Portfolio Holder responded to questions about climate change which would be considered within each Place Plan area.

**RESOLVED:**

- Endorse the draft aim and shared priorities as outlined in paragraph 4.3 of this report and the draft Strategy

- Endorse the proposed framework approach for delivering the draft Strategy's shared priorities, in paragraph 4.4 of this report and the draft Strategy
- Approve the final draft Strategy subject to 8 weeks consultation period and delegate confirmation of the final Strategy to the Director of Place and the Portfolio Holder Communities, Place Planning and Regulatory Services.

#### **150 Park and Ride - Proposed New Operating Model**

The Leader invited the Transport Commissioning Manager to introduce the report before Members. He outlined the vision and ambition to develop the existing Shrewsbury Park and Ride Service into a next generation transport system. The Leader responded to questions about proposals for consultation and confirmed that this would include Shrewsbury Town Council, surrounding parishes and others as appropriate.

#### **RESOLVED:**

To grant approval to undertake a detailed analysis of the proposals outlined here to transform Shrewsbury Park & Ride into a 'Next Generation Transport System' and to return to cabinet with a Strategic Report outlining the key elements that will be required to realise the vision outlined in this report

#### **151 Annual Corporate Customer Feedback Report 2019/20**

The Portfolio Holder for Organisational Transformation and Digital Infrastructure explained the report largely covered the pre-pandemic period up to April 2020. It formed part of the ongoing drive to improve handling of complaints and ensure learning was taken from all complaints, compliments and comments to improve services.

#### **RESOLVED:**

- A. To approve the Annual Customer Feedback Report 2019/20 (Appendix 1) for publication on the council's website.
- B. To agree the recommendations included within the Annual Report, highlighting key issues and areas for improvement

#### **152 Response to Planning White Paper - Planning for the Future**

The Portfolio Holder for Housing and Strategic Housing introduced the proposed response to the Planning White Paper circulated, but with an amendment to the response to question 16 – removal of the text from the paragraph starting 'with regard to proposal 15' through to the paragraph starting 'Shropshire Council also supports'. He said that this was because although Shropshire was driving hard on environmentally friendly development such as small-scale wind turbines to support development in rural communities, proposals for large scale wind farms in neighbouring areas had previously raised significant issues.

In response to comments from a Group Leader, he said that he had received contributions and observations from a number of members in relation to the response and he felt that it was a fair reflection of the views he had received.

**RESOLVED:**

That Cabinet confirms its response to the White Paper: Planning for the Future as provided in Appendix A with the following amendment to the response to question 16 – removal of the text from the paragraph starting ‘with regard to proposal 15’ through to the paragraph starting ‘Shropshire Council also supports’

**153 Exclusion of Press and Public**

**RESOLVED:**

That in accordance with the provision of Schedule 12A of the Local Government Act 1972 and Paragraph 10.4 (3) of the Council’s Access to Information Rules, the public and press be excluded from the meeting during consideration of the following item

**154 Exempt Minutes**

**RESOLVED**

That the Exempt Minutes of the meeting held on 7 September 2020 be confirmed as a correct record.

Signed ..... (Chairman)

Date: .....

This page is intentionally left blank



## Committee and Date

Cabinet  
2<sup>nd</sup> November 2020

## Item

Public

## **Playing Pitch and Outdoor Sports Strategy 2019 – 2038**

**Responsible Officer** Mark Barrow, Executive Director Place  
e-mail: [mark.barrow@shropshire.gov.uk](mailto:mark.barrow@shropshire.gov.uk) Tel: 01743 258919

### **1. Summary**

- 1.1 The Playing Pitch & Outdoor Sports Strategy (PPOSS) for Shropshire provides a clear, strategic framework for the maintenance, improvement and development of existing playing pitches and accompanying ancillary facilities up to 2038 (in line with the Local Plan Review).
- 1.2 The purpose of the PPOSS is to;
  - assess the quality and quantity of current sports pitch provision in Shropshire.
  - provide a prediction of future need for sports pitches arising from the growth proposed in the Local Plan
- 1.3 The PPOSS has identified areas of surplus and deficit. Identified deficits will be carried forward to the relevant Place Plans for consideration for funding through developer contributions when planning applications for the development proposed in the Local Plan are submitted. Similarly, any surplus provision will form part of a public discussion at the Development Management stage
- 1.4 An Assessment Report (appendix 2) informs the strategy and was undertaken by Knight Kavangh Page between Summer 2018 and Spring 2019, providing an extensive evidence base. This is a non-technical assessment of the existing sports pitches and ancillary facilities
- 1.5 The PPOSS delivers the evidence required to ensure that sufficient land is available to meet existing and projected future outdoor sport requirements. Its robust evidence base should inform and be implemented into planning policy and other relevant corporate strategies to enable local policies, planning and sport development criteria to work efficiently and effectively.

- 1.6 The Playing Pitch & Outdoor Sports Strategy (PPOSS) will be an evidence base document for the Local Plan Review. It will ensure that existing facilities are the most appropriate in terms of quantity, quality and location and consider how best to meet the additional needs generated by the planned housing and economic growth.
- 1.7 The Playing Pitch & Outdoor Sports Strategy covers the period of 2019 – 2038, however, the Council has detailed plans to update the document in cohesion with any future refresh of its Local Plan Review (every five years). Please note the timeframe of when the Local Plan Review is updated may be prior to five years which would result in an earlier refresh of the PPOSS.
- 1.8 The proposed strategy Vision is
- 'An accessible, high quality and sustainable network of sports pitches and other outdoor sports facilities which supports increased sports participation by all residents, at all levels of play, from grassroots to elite'.**

1.8 Key objectives

To achieve this vision, the Strategy will seek to secure resources to deliver the following objectives:

- Ensure that all valuable facilities are protected for the long-term benefit of sport
- Promote a sustainable approach to the provision of playing pitches and management of sports clubs
- Ensure that there are enough facilities in the right place to meet current and projected future demand
- Ensure that all clubs have access to facilities of appropriate quality to meet current needs and longer-term aspirations.

1.9 Aims

The following overarching aims of the Strategy are based on the three Sport England themes. It is recommended that they are adopted by the Council and partners to enable delivery of the overall PPOSS vision and Sport England planning objectives.

Aim 1

To protect the existing supply of outdoor sport facilities where it is needed to meet current and future needs.

Aim 2

To enhance outdoor sport facilities and ancillary facilities through improving quality and management of sites.

### Aim 3

To provide new outdoor sport facilities where there is current or future demand to do so.

- 1.10 Knight, Kavanagh & Page Ltd (KKP) was appointed by Shropshire Council following a procurement process. Once appointed they undertook an assessment of all formal sport and leisure facilities across the authority to assist in strategically planning for the future. The report was carried out by KKP between Summer 2018 and Autumn 2019.
- 1.11 This report presents a supply and demand assessment of playing pitch and other outdoor sports facilities in accordance with Sport England's Playing Pitch Strategy Guidance: *An approach to developing and delivering a playing pitch strategy*. It has been followed to develop a clear picture of the balance between the local supply of, and demand for, playing pitches and other outdoor sports facilities.
- 1.12 The PPOSS provides guidance for maintenance/management decisions and investment made across Shropshire. By addressing issues identified in the Assessment Report (appendix 2) and using the strategic framework presented in this Strategy, where resources can be identified, the current and future sporting and recreational needs of the Council could be met. The Strategy identifies where there is a deficiency in provision and identifies how best to resolve this in the future.
- 1.13 The approach to developing a PPOSS consists of 10 steps which are grouped into the following five stages as outlined in Sport England's Playing Pitch Strategy Guidance: An approach to developing and delivering a playing pitch strategy:
- Stage A: Prepare and tailor the approach
  - Stage B: Gather information and views on the supply of and demand for provision
  - Stage C: Assess the supply and demand information and views
  - Stage D: Develop the strategy
  - Stage E: Deliver the strategy and keep it robust and up to date
- 1.14 It is important that as part of the Stage E (deliver the strategy and keep it robust and up to date), there is need for regular annual monitoring and review against the actions identified in the Strategy. As part of this process we will, deliver the strategy and keep it robust and up to date, give clarity on how the strategy can be applied and delivered and ensure the strategy is kept robust and up to date.  
This is particularly pertinent due to the ongoing COVID-19 Pandemic (March 2020) which is expected to continue to have a direct impact on participation and funding streams across all sports
- 1.15 In the case of the Shropshire PPOSS, it is advised the documents are reviewed within 12 months of adoption by the Council to further

understand the impact of COVID-19 on the demand for outdoor sports. Depending on the outcomes of the PPOSS review, there may be a need to carry out alterations to the strategic recommendations within this document or add new recommendations.

- 1.16 The steering group was set up in May 2018 when we started to develop the Strategy. Representatives from the group have helped develop the strategy by working with key stakeholders to ensure their facilities are represented. Representatives from the following organisations have been involved in the Steering Group alongside the Portfolio Holder for Culture, Leisure, Waste and Communications and Council officers from Planning, Learning & Skills and Leisure Services:

- Sport England
- England & Wales Cricket Board
- Shropshire Cricket Board
- Football Foundation
- Shropshire Football Association
- Rugby Football Union
- England Hockey
- Crown Green Bowls
- Lawn Tennis Association
- England Netball
- Shropshire Netball
- Shropshire Playing Fields Association

- 1.17 The PPOSS Steering Group should regularly review and refresh the Action Plan, taking account of any changes in pitch quality (and hence changes in pitch capacity) and demand as well as new provision that has been created or any new negotiations for community use of education sites in the future.

- 1.18 The Strategy and Action Plan recommends a number of priority projects for Shropshire which should be realised over the Local Plan Review period (subject to further consultation where necessary to demonstrate there is still the need and demand for certain projects). It provides a framework for improvement and, although resources may not currently be in place to implement it, potential partners and possible sources of external funding will need to be sourced.

- 1.19 Consultation with Sports Clubs, National Governing Bodies of Sport, Schools and Colleges, Town and Parish Councils, Shropshire Playing Fields Association and Energize, The County Sports Partnership have been involved in ongoing consultation throughout the development of the strategy. All sport specific sections have been signed off by the relevant National Governing Body's in discussions with sports clubs, Sport England and Shropshire Council. People will be able to comment on any proposals

to lose or gain new sports pitches that the PPOSS identifies, through the development management process

## **2. Recommendations**

### **Cabinet is asked to;**

1. Adopt the Playing Pitch and Outdoor Sports Strategy
2. Adopt the 3 main Sport England principles to enable identification of resources and therefore delivery of the overall PPOSS vision and Sport England planning objectives.
  - To protect the existing supply of outdoor sport facilities where it is needed to meet current and future needs.
  - To enhance outdoor sport facilities and ancillary facilities through improving quality and management of sites
  - To provide new outdoor sport facilities where there is current or future demand to do so.
3. Adopt the Action plan and the sport specific recommendations per Place Plan area and work towards its delivery and implementation, subject to further consultation where necessary to demonstrate there is still the need and demand for certain projects (appendix 3)
4. Adopt the Stage E process for keeping the Strategy robust and up to date (see 1.12)

## REPORT

### 3. Risk Assessment and Opportunities Appraisal

The National Planning Policy Framework requires planning policies to be based on robust and up to date assessments of the need for open space, sport and recreation facilities (including quantitative or qualitative deficits or surpluses) and opportunities for new provision. Information gained from the assessments should be used to determine what open space, sport and recreational provision is needed, what resources are needed, and which plans should then seek to accommodate. The Shropshire Playing Pitch and Outdoor Sports Strategy fulfils this requirement and forms part of the evidence base for the Shropshire Local Plan Review. There is both a reputational risk (through having commissioned an up to date assessment and then not taken its recommendations on board) and a risk of non-compliance with national planning policy, should the PPOSS not be adopted by the Council. The PPOSS does not in itself propose any action by Shropshire Council on the ground. It's merely a vehicle for future decision making which in itself will be open to public scrutiny and comment.

- 3.1** This screening ESIIA has been undertaken ahead of the strategy being presented for adoption by Cabinet on 2nd November 2020. The new strategy is grounded in solid and robust analysis of current provision and sets out to complement the actions proposed in the draft Indoor Leisure Facilities Strategy and the aspirations set out in the Council's Corporate Plan, as well as very much building on the Council's Place-based approach to service delivery.

Extensive consultation has already taken place with Schools and Colleges, Town and Parish Councils, National Governing Bodies of Sport, Shropshire Playing Fields Association and Energize the County Sports Partnership. The Strategy sets out to have a positive impact across the Protected Characteristic groupings, particularly the groupings for Age, Gender and Disability, with regard to all ages and with regard to seen and unseen disabilities.

Through ongoing discussions with specific groups, the Council and partners will be able to pick up on equality related matters that may be identified as gaps in the Strategy, which would assist positive outcomes. Links may usefully also be made with specific target groups such as children and families, people with mental health problems, and people with physical disabilities, through projects and partnership initiatives already under way. Actions may then be more readily identified from evidence gathered to enhance the positive impact of the Strategy for these groupings, leading to better outcomes overall for communities in Shropshire.

It is also recognised that there will be ongoing implications for safe access to and delivery of sporting activities as a result on the Covid-19 pandemic. The Council will need to remain abreast of latest Government guidance in this regard, and of the need to utilise this in ensuring equality of opportunity across

Protected Characteristic groupings, and vulnerable communities within these groupings.

Given the recognition of cross border travel to and from facilities, and opportunities for collaboration that may arise, it is recommended that the Council engage proactively with neighbouring local authorities in order to maximise such opportunities for communities to participate in outdoor sports. This is not least due to the lower incidents of Covid-19 infection arising from outdoor sporting activity.

#### **4. Financial Implications**

- 4.1 The responsibility to fund improvements and or build new outdoor sports pitches will be the responsibility of the respective site owner. Most of the playing pitches are the responsibility of Schools and colleges, Town and Parish Council's, sports clubs, voluntary groups or private landowners.
- 4.2 The proposals within this strategy cannot be met within the existing budgets allocated to Leisure Services alone. The service will work with partners and stakeholders to identify appropriate additional sources of funding to deliver projects within the Strategy without the need for additional council funding.
- 4.3 Funding for new and improved sports pitches will be met by the respective site owners or through developer contributions (CIL and or Section 106 funding) and potentially external support from Sport England and sport's National Governing Bodies.

#### **5. Background**

- 5.1 In the absence of an up to date PPOSS it has been difficult to evidence the need and demand for new and improved outdoor sports pitches. This new Strategy will enable Shropshire Council to practically support Sports Club, Town and Parish Councils and other pitch owners when making funding applications. It will also support discussions with developers about new and improved outdoor sports pitches.
- 5.2 Following discussions the outdoor sports facilities listed below were agreed by the steering group for inclusion in the Assessment and Strategy and are recognised as the major outdoor sports in Shropshire:
  - Football pitches (including 3G pitches)
  - Cricket pitches
  - Rugby union pitches (including 3G pitches)
  - Hockey artificial grass pitches (AGPs)
  - Tennis / Netball courts
  - Bowling greens

- 5.3 Pitch sports (e.g. football, rugby union, hockey and cricket) are assessed using the guidance set out in Sport England's Playing Pitch Strategy Guidance: An approach to developing and delivering a playing pitch strategy.
- 5.4 Non-pitch sports (e.g. bowls, tennis and netball) are assessed using Sport England's Assessing Needs and Opportunities Guidance (2014). This requires a different methodology to assess supply and demand to that used for pitch sports.
- 5.5 Analysis areas have been created to allow for a more localised assessment of provision and examination of playing pitch supply and demand at a local level. Due to its size, Shropshire will be broken into smaller subsections known as Analysis Areas. These analysis areas are amalgamations of the Place Plan Areas.

Analysis area	Place plans
Central	Pontesbury & Minsterley and Shrewsbury
North East	Market Drayton, Wem and Whitchurch
North West	Ellesmere and Oswestry
South	Cleobury Mortimer and Ludlow
South East	Albrighton, Bridgnorth, Broseley, Highley, Much Wenlock and Shifnal
South West	Bishops Castle, Church Stretton and Craven Arms,

- 5.6 The Council current Playing Pitch Strategy (2010 – 2019) is out of date. This new strategy will give us the most up to date evidence base on outdoor sports pitches.
- 5.7 The Council PPOSS sets out the vision, aims and objectives for sports pitches in Shropshire and provides an action plan for achieving those aims and objectives. This strategy will also contribute towards the delivery of the council's corporate plan and draft Rural and Communities Strategy
- 5.8 The strategy will be led by Shropshire Council but will be delivered through the steering group. The Steering group consists of National Governing Bodies of Sport, Sport England, Shropshire Playing Fields Association and the County Sports Partnership.
- 5.9 The Steering group will meet on an annual basis to review the Action Plan and what has been delivered. The Action Plan sets out key projects throughout Shropshire which are grouped in Place Plan areas. The projects that are included in the Action Plan are as a result of discussions with Shropshire Council, National Governing Bodies of Sport, Schools and Colleges, Town and Parish Councils, Shropshire Playing Fields Association and Energize The County Sports Partnership. They are based on the need and demand for new and improved sports facilities throughout Shropshire.
- 5.10 In moving forward we need to be realistic about what is achievable, and who is best placed to deliver on the key aspects of the Strategy. The council will

remain accountable for the delivery of the PPOSS and the Action Plan and providing expertise to seek resources to support that delivery.

## **6. Additional Information**

- 6.1 The Council will engage with partners to discuss the PPOSS action plan and how projects can be developed.

## **7. Conclusions**

- 7.1 By adopting this strategy we can start to engage with a range of stakeholders to consider delivering key projects throughout Shropshire. These projects will align with local need and demand, therefore supporting effective and efficient use of resources.

## **8. Climate Change**

- 8.1 From an environmental angle, there are likely to be increased emissions arising from more frequent journeys to access facilities once these are functioning again, with further possible increases as more facilities open to the public. However, this needs to be balanced against the positive health and well being impacts of participation in physical activity.

It will be more important than ever to seek to ensure that facilities are looked after in ways that will minimise negative impacts upon the physical environment, including energy efficient measures, waste disposal measures, etc.

<b>List of Background Papers (This MUST be completed for all reports, but does not include items containing exempt or confidential information)</b>
<b>Cabinet Member (Portfolio Holder)</b> Cllr Lezley Picton Portfolio Holder for Culture, Leisure, Waste and Communications
<b>Local Member</b> All members
<b>Appendices</b> Appendix 1 – Playing Pitch and Outdoor Sports Strategy Appendix 2 – Shropshire PPOSS Assessment Report Appendix 3 – Shropshire PPOSS Action Plan Appendix 4 – Playing Pitch and Outdoor Sports Strategy Executive Summary Appendix 5 – ESIIA



## SHROPSHIRE COUNCIL STRATEGY & ACTION PLAN

OCTOBER 2020

QUALITY, INTEGRITY, PROFESSIONALISM

**Knight, Kavanagh & Page Ltd**  
Company No: 9145032 (England)

MANAGEMENT CONSULTANTS

Registered Office: 1-2 Frecheville Court, off Knowles Street, Birmingham B19 0UF  
T: 0161 764 7040 E: [mail@kkp.co.uk](mailto:mail@kkp.co.uk) [www.kkp.co.uk](http://www.kkp.co.uk)



## CONTENTS

<b>ABBREVIATIONS .....</b>	<b>1</b>
<b>PART 1: INTRODUCTION.....</b>	<b>3</b>
<b>PART 2: VISION.....</b>	<b>12</b>
<b>PART 3: AIMS.....</b>	<b>13</b>
<b>PART 4: SPORT SPECIFIC ISSUES SCENARIOS AND RECOMMENDATIONS .....</b>	<b>14</b>
<b>PART 5: STRATEGIC RECOMMENDATIONS.....</b>	<b>71</b>
<b>PART 6: ACTION PLAN.....</b>	<b>87</b>
<b>CENTRAL ANALYSIS AREA.....</b>	<b>90</b>
PLACE PLAN – PONTESBURY & MINSTERLEY .....	92
PLACE PLAN - SHREWSBURY .....	93
<b>NORTH EAST ANALYSIS AREA.....</b>	<b>109</b>
PLACE PLAN – MARKET DRAYTON .....	111
PLACE PLAN – WEM.....	114
PLACE PLAN – WHITCHURCH .....	117
<b>NORTH WEST ANALYSIS AREA.....</b>	<b>119</b>
PLACE PLAN – ELLESMERE .....	121
PLACE PLAN – OSWESTRY .....	123
<b>SOUTH ANALYSIS AREA .....</b>	<b>129</b>
PLACE PLAN – CLEOBURY MORTIMER.....	131
PLACE PLAN – LUDLOW .....	132
<b>SOUTH EAST ANALYSIS AREA.....</b>	<b>135</b>
PLACE PLAN – ALBRIGHTON .....	137
PLACE PLAN – BRIDGNORTH.....	138
PLACE PLAN – BROSELEY .....	143
PLACE PLAN – HIGHLEY.....	144
PLACE PLAN – MUCH WENLOCK.....	145
PLACE PLAN – SHIFNAL .....	146
<b>SOUTH WEST ANALYSIS AREA .....</b>	<b>149</b>
PLACE PLAN – BISHOP’S CASTLE .....	151
PLACE PLAN – CHURCH STRETTON.....	152
PLACE PLAN – CRAVEN ARMS .....	154
<b>PART 7: HOUSING GROWTH SCENARIOS .....</b>	<b>155</b>
<b>PART 8: DELIVER THE STRATEGY AND KEEP IT ROBUST AND UP TO DATE .....</b>	<b>171</b>
<b>APPENDIX ONE: FUNDING PLAN .....</b>	<b>176</b>
<b>APPENDIX TWO: GLOSSARY .....</b>	<b>183</b>
<b>APPENDIX THREE: SPORTING CONTEXT .....</b>	<b>185</b>
<b>APPENDIX FOUR: HOUSING GROWTH SCENARIOS.....</b>	<b>194</b>
<b>APPENDIX FIVE: ADDITIONAL FLOOD ZONE MAPPING .....</b>	<b>212</b>

## ABBREVIATIONS

3G	Third Generation (artificial turf)
AGP	Artificial Grass Pitch
BARLA	British Amateur Rugby League Association
BC	Bowls Club
BCGBA	British Crown Green Bowling Association
CFA	County Football Association
CUA	Community use agreement
ECB	England and Wales Cricket Board
EH	England Hockey
FA	Football Association
FC	Football club
FF	Football Foundation
FE	Further Education
FIFA	Fédération Internationale de Football Association
GIS	Geographical Information Systems
GMA	Grounds Maintenance Association
HC	Hockey Club
KKP	Knight, Kavanagh and Page
LMS	Last Man Stands
LTA	Lawn Tennis Association
MUGA	Multi use games area
NGB	National Governing Body
NPPF	National Planning Policy Framework
NTP	Non Turf Pitch
PC	Parish Council
PPOSS	Playing Pitch and Outdoor Sports Strategy
PQS	Performance Quality Standard
RFL	Rugby Football League
RFU	Rugby Football Union
RUFC	Rugby union football club
S106	Section 106
SCB	Shropshire Cricket Board
SE	Sport England
SFA	Shropshire Football Association
TBTT	Transforming British Tennis Together
TC	Tennis Club
WR	World Rugby

## **COVID-19 Addendum**

Since the production of the Shropshire PPOSS Assessment Report and Strategy & Action Plan documents there has been global pandemic from the spreading of COVID19 (Coronavirus). This led England to enter an unprecedented state of Lockdown from the 23<sup>rd</sup> March 2020. Lockdown required the general public to remain at home and only leave their households for food, health reasons or work (only if work cannot be carried out at home). In addition, if people are to go outside they are to remain two metres apart. This understandable has led to all sporting activities including all those covered in the Playing Pitch Strategy documents to cease until further notice.

It should be noted that both the Shropshire Assessment Report and Strategy & Action Plan were created before the pandemic and the lockdown occurred. The documents use the Sport England Playing Pitch Strategy methodology from Stage A to Stage D and therefore the supply and demand analysis for each of the sports and the strategic recommendations made are accurate based on information collated in 2019.

It is currently unknown what the future impact of COVID-19 and the lockdown will have on participation and the quality of provision for each sport referenced in the documents. Therefore, it is acknowledged that as part of the Playing Pitch Strategy Stage E process, the review of the documents should ensure that any recommendations made are still accurate based on future levels of supply and demand.

As part of Stage E, the PPOSS should be reviewed on an annual basis from the date it is formally signed off by the Steering Group. A review will help to maintain the momentum and commitment built up during its development. Given current circumstances an annual meeting, which could coincide with the annual NGB affiliation process, would be beneficial to understand what impact, COVID-19 and the Lockdown has had within Shropshire.

For more information regarding the Stage E process please see Part 8: Deliver the strategy and keep it robust and up to date or see <https://www.sportengland.org/how-we-can-help/facilities-and-planning/planning-for-sport>

## PART 1: INTRODUCTION

This is the Playing Pitch & Outdoor Sports Strategy (PPOSS) for Shropshire. Building upon the preceding Assessment Report, it provides a clear, strategic framework for the maintenance and improvement of existing playing pitch and accompanying ancillary facilities up to 2038 (in line with the Local Plan Review).

The Strategy has been developed to provide:

- ◀ A vision for the protection, enhancement and provision of playing pitches and outdoor sports.
- ◀ A number of aims to help deliver the recommendations and actions.
- ◀ A series of strategic recommendations which provide a strategic framework for the improvement, maintenance, development and, as appropriate, rationalisation of the playing pitch stock.
- ◀ A series of sport by sport recommendations which provide a strategic framework for sport led improvements to provision.
- ◀ A prioritised area-by-area Action Plan to address key issues on a site-by-site basis.

A PPOSS delivers the evidence required to ensure that sufficient land is available to meet existing and projected future outdoor sport requirements. Its robust evidence base should inform and be implemented into planning policy and other relevant corporate strategies to enable local policies, planning and sport development criteria to work efficiently and effectively.

The Strategy is capable of:

- ◀ Providing a clear framework for all playing pitch providers, including the public, private and third sectors;
- ◀ Clearly addressing the needs of all identified sports within the area, picking up on particular local demand issues;
- ◀ Addressing issues of population growth and major growth/regeneration areas;
- ◀ Addressing issues of cross boundary facility provision;
- ◀ Addressing issues of accessibility, quality and management with regard to facility provision;
- ◀ Standing up to scrutiny at a public inquiry as a robust study;
- ◀ Supporting funding applications;
- ◀ Providing realistic aspirations which are implementable within the local authority's budgetary position and procurement regime.

The Strategy and Action Plan recommends a number of priority projects for Shropshire which should be realised over the Local Plan Review period. It provides a framework for improvement and, although resources may not currently be in place to implement it, potential partners and possible sources of external funding.

Partner organisations have a vested interest in ensuring that existing playing fields, pitches and ancillary facilities are protected and enhanced. As such, many of the objectives and actions within this document need to be delivered and implemented by a wide range of bodies such as National Governing Bodies of Sport (NGBs), sports organisations, education establishments and parish/town councils. In many instances, the Council will not be the agency which delivers these actions or recommendations; the PPOSS is not just for the Council to act upon, it applies to/for all the stakeholders and partners involved.

## 1.1 Scope

The following types of outdoor sports facilities were agreed by the steering group for inclusion in the Assessment and Strategy:

- ◀ Football pitches (including 3G pitches)
- ◀ Cricket pitches
- ◀ Rugby union pitches (including 3G pitches)
- ◀ Hockey artificial grass pitches (AGPs)
- ◀ Tennis / Netball courts
- ◀ Bowling greens

All facilities are included regardless of ownership and/or management i.e. whether in the public, private, education, or third sector.

It should also be noted that, although rugby league has been included within the wider scope of the study, no such activity currently takes place within Shropshire and no future demand has been identified. As such, no information relating to the sport is included within this document.

Pitch sports (e.g. football, rugby union, hockey and cricket) are assessed using the guidance set out in Sport England's Playing Pitch Strategy Guidance: An approach to developing and delivering a playing pitch strategy.

Non-pitch sports (e.g. bowls, tennis and netball) are assessed using Sport England's Assessing Needs and Opportunities Guidance (2014). This requires a different methodology to assess supply and demand to that used for pitch sports.

## 1.2 Study area

The study area will comprise the whole of Shropshire Council's administrative area. Cross boundary issues will also be explored to determine the level of imported and exported demand, recognising, for example, that people travel to and make use of strategic facilities irrespective of administrative boundaries. Neighbouring authorities include Wrexham, Cheshire East, Stafford, Telford and Wrekin, South Staffordshire, Wyre Forest, Malvern Hills, Herefordshire and Powys (Wales).

Further to this, analysis areas have been created to allow for a more localised assessment of provision and examination of playing pitch supply and demand at a local level. Due to its size, Shropshire will be broken into smaller subsections known as Analysis Areas. These analysis areas are amalgamations of the Place Plan Areas.

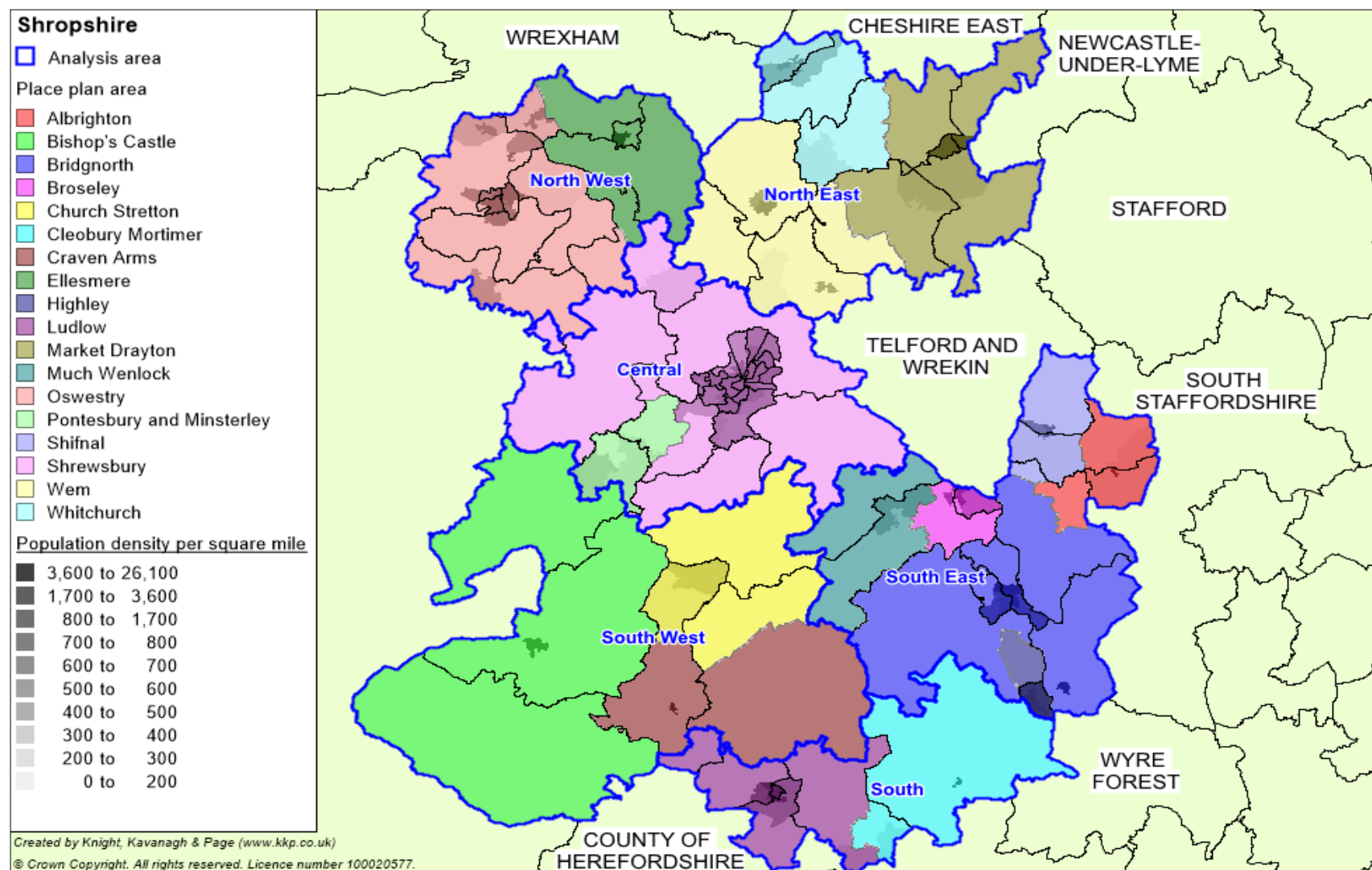
*Table 1.1: Agreed analysis areas*

Analysis area	Place plans
Central	Pontesbury & Minsterley and Shrewsbury
North East	Market Drayton, Wem and Whitchurch
North West	Ellesmere and Oswestry
South	Cleobury Mortimer and Ludlow
South East	Albrighton, Bridgnorth, Broseley, Highley, Much Wenlock and Shifnal
South West	Bishops Castle, Church Stretton and Craven Arms,

A map of the Place Plan areas can be seen overleaf in Figure 1.1.

# SHROPSHIRE COUNCIL STRATEGY & ACTION PLAN

Figure 1.1: Place plan map



## 1.3 Context

### *The Local Plan*

The Shropshire Local Plan currently comprises the Core Strategy (adopted 2011) and the Site Allocations and Management of Development (SAMDev) Plan (adopted 2015), together with the adopted Neighbourhood Plans for Woore, Much Wenlock and Shifnal. These documents set out proposals for the use of land and policies to guide future development in order to help to deliver sustainable growth in Shropshire for the period up to 2026.

Shropshire Council is currently undertaking a Local Plan Review (LPR), which will:

- ◀ Allow for the consideration of updated information on development needs within the county
- ◀ Reflect changes to national policy and local strategies
- ◀ Extend the Plan period to 2038
- ◀ Provide a plan which will help to support growth and maintain local control over planning decisions during the period to 2038.

The Playing Pitch & Outdoor Sports Strategy (PPOSS) will be an evidence base document for the LPR. It will ensure that existing facilities are the most appropriate in terms of quantity, quality and location and consider how best to meet the additional needs generated by the planned housing and economic growth. Infrastructure priorities for the LPR are identified through the Local Plan Implementation Plan and its associated Place Plans. The Place Plans support the Implementation Plan by listing all the priorities, needs and aspirations on a place by place basis for Shropshire's communities. There are currently 18 Place Plans, one for each of the market towns in the county:

- |                     |                             |
|---------------------|-----------------------------|
| ◀ Albrighton        | ◀ Ludlow                    |
| ◀ Bishop's Castle   | ◀ Market Drayton            |
| ◀ Bridgnorth        | ◀ Minsterley and Pontesbury |
| ◀ Broseley          | ◀ Much Wenlock              |
| ◀ Church Stretton   | ◀ Oswestry                  |
| ◀ Cleobury Mortimer | ◀ Shifnal                   |
| ◀ Craven Arms       | ◀ Shrewsbury                |
| ◀ Ellesmere         | ◀ Wem                       |
| ◀ Highley           | ◀ Whitchurch                |

The Shropshire PPOSS will also take into consideration school provision, help mitigate any potential loss of playing field land identified in the LP and set out the need for provision based on housing growth.

The Playing Pitch & Outdoor Sports Strategy covers the period of 2019 – 2038, however, the Council has detailed plans to update the document in cohesion with any future refresh of its Local Plan Review (every five years). Please note the timeframe of when the Local Plan Review is updated may be prior to five years which would result in an earlier refresh of the PPOSS.

### ***Shropshire Council Sports Development Team***

The Sports Development Team aims is to encourage and enable everyone in Shropshire to benefit from participating in sport and physical activity. It does this by working in partnership with key agencies and local, regional and national providers to develop and improve opportunities for anyone to engage in sport regardless of ability.

In addition, it works in cohesion with Energize Shropshire and the neighbouring authority of Telford and Wrekin, to provide coaches with better support to help find the right coaching opportunities, to help with coach development opportunities, and to value and recognise the work that coaches do.

Key roles for members of the Sports Development Team are:

- ✦ Increase the number of volunteers at community sports club.
- ✦ Assist clubs to achieve the Club Mark accreditation or the national governing body equivalent.
- ✦ Identify opportunities for school-age leaders to link to a club environment
- ✦ Link schools with sports coaches and support the transition of young people into community clubs.
- ✦ Support clubs and groups to write action plans that include continued development opportunities.
- ✦ Help clubs identify and apply to the right funding streams.
- ✦ Work with national governing bodies of sport and other partners to promote new opportunities and initiatives in Shropshire.

### ***Shropshire Community Asset Transfer Policy<sup>1</sup>***

Shropshire is one of the most sparsely populated rural counties in England, with around 94% of its area classified as rural.

As part of the Council's objective to strengthen local towns and villages, through working with the local Town or Parish Councils or the Voluntary Sector, it may enable the transfer of suitable land or buildings to a community group or organisation.

The Community Asset Transfer Policy sets out the Council's approach to Community Asset Transfer and provides information on organisations that can provide a wide range of advice for those groups who are keen to take on an asset to manage for the benefit of their local community. These groups can include Community Amateur Sports Clubs (CASC).

The Policy has been prepared in conjunction with representatives of the Voluntary and Community Sector Assembly and will help to support the Council's core objectives of encouraging our communities to flourish and making Shropshire a better place.

### ***Shropshire Playing Fields Association***

Shropshire Playing Fields Association (SPFA) provides advice and support to promote good practice and works to ensure that the importance of sport, play and leisure is recognised by policy makers, planners, and the public. The SPFA have three key objectives these are to:

- ✦ Protect against the loss of accessible outdoor sport, play and informal recreation facilities.
- ✦ Support the enhancement of existing outdoor facilities through improving their quality, design, accessibility, and management.
- ✦ Support the provision of new accessible facilities that are fit for purpose, to meet the demand across all local communities for participation in sport, play, leisure, and recreation now and in the future.

Over the years SPFA has worked on a voluntary basis across all sports offering an independent voice, by lobbying decision makers on a wide number of issues and practical cases. It is supportive of the idea of an outdoor playing pitch strategy.

---

<sup>1</sup> <https://www.shropshire.gov.uk/media/6275/cat-policy-24-jun-2020.pdf>

## 1.4 Headline findings

The table below highlights the quantitative headline findings identified for all main pitch sports included in the preceding Assessment Report. MES stands for match equivalent sessions and has been used as the comparable unit for natural grass pitches. Converting both the amount of play a site can accommodate (its carrying capacity) and how much play takes place there (its current use) into the same unit of demand enables a comparison to be undertaken.

Pitches have a limit of how much play they can accommodate over a certain period of time before their quality, and in turn their use, is adversely affected. As the main usage of pitches is for matches, it is appropriate for the comparable unit to be match equivalent sessions.

Based on how they tend to be played, this unit for football and rugby union pitches relates to a typical week within the season for each sport. For cricket pitches it is appropriate to look at the number of match equivalent sessions over the course of a season. How much play a cricket pitch can accommodate is primarily determined by the number and quality of wickets on a pitch. Only one match is generally played per pitch per day. However, play is rotated across the wickets to reduce wear and allow for repair. Each wicket is able to accommodate a certain amount of play per season as opposed to a week.

The PPOSS guidance does not advocate the conversion of MES to pitches as there is not always a case for providing pitches to meet the demand/shortfalls expressed. For example, improving the quality of pitches can also increase the capacity of existing pitches to accommodate such demand. For qualitative findings and site-specific findings, please see Part 4: Sport Specific Recommendations and Scenarios, and Part 6: Action Plan.

For artificial surfaces (AGPs and 3G pitches), how much play can be accommodated is primarily determined by availability, rather than how much play it can accommodate before its quality is adversely affected as with natural grass pitches. Therefore, whole pitches are used as the comparable unit. Similarly, for the other non-pitch sports (i.e. tennis, netball bowls etc) where it is not as easy to determine carry capacity, whole facilities are used as the comparable unit.

Table 1.2: Quantitative headline findings

Sport	Analysis area	Current demand (2019)		Future demand (2038) <sup>2</sup>
		Pitch type	Current capacity total in MES <sup>[1]</sup>	Future capacity total in MES
Football (grass pitches)	Central	Adult	Spare capacity of 5.5	Spare capacity of 2.5
		Youth 11v11	Spare capacity of 1.5	Shortfall of 1.5
		Youth 9v9	At capacity	Shortfall of 2
		Mini 7v7	Spare capacity of 1	Spare capacity of 1
		Mini 5v5	Spare capacity of 3	Spare capacity of 3
	North East	Adult	Spare capacity of 0.5	Shortfall of 0.5
		Youth 11v11	Shortfall of 2.5	Shortfall of 2.5
		Youth 9v9	Spare capacity of 2	Spare capacity of 2
		Mini 7v7	At capacity	At capacity
		Mini 5v5	Spare capacity of 1	At capacity

<sup>2</sup> Please note future demand for football and cricket are referenced in Part 4: Sport Specific Issues Scenarios and Recommendations

<sup>[1]</sup> MES – match equivalent sessions per week (per season for cricket)

# SHROPSHIRE COUNCIL STRATEGY & ACTION PLAN

Sport	Analysis area	Current demand (2019)		Future demand (2038) <sup>2</sup>
		Pitch type	Current capacity total in MES <sup>[1]</sup>	Future capacity total in MES
	North West	Adult	Spare capacity of 0.5	Spare capacity of 0.5
		Youth 11v11	Shortfall of 0.5	Shortfall of 1.5
		Youth 9v9	Spare capacity of 0.5	Spare capacity of 0.5
		Mini 7v7	At capacity	At capacity
		Mini 5v5	Spare capacity of 0.5	At capacity
	South	Adult	Spare capacity of 0.5	Spare capacity of 0.5
		Youth 11v11	At capacity	At capacity
		Youth 9v9	At capacity	Shortfall of 1
		Mini 7v7	At capacity	At capacity
		Mini 5v5	At capacity	At capacity
	South East	Adult	Shortfall of 3.5	Shortfall of 3.5
		Youth 11v11	Spare capacity of 1	At capacity
		Youth 9v9	Shortfall of 1	Shortfall of 1.5
		Mini 7v7	Shortfall of 0.5	Shortfall of 0.5
		Mini 5v5	Shortfall of 3	Shortfall of 5.5
	South West	Adult	Spare capacity of 1.5	Spare capacity of 1
		Youth 11v11	At capacity	Shortfall of 1
		Youth 9v9	At capacity	Shortfall of 2.5
		Mini 7v7	At capacity	At capacity
		Mini 5v5	At capacity	At capacity
Football (3G pitches) <sup>[2]</sup>	Central	Full size / small size, floodlit	Shortfall of 3 full sized 3G pitch for team training	Shortfall of 3.5 full sized 3G pitch for team training
	North East		Shortfall of 2 full sized 3G pitch for team training	Shortfall of 2 full sized 3G pitch for team training
	North West		Shortfall of 0.5 full sized 3G pitch for team training	Shortfall of 0.5 full sized 3G pitch for team training
	South		At capacity	At capacity
	South East		Shortfall of 3 full sized 3G pitch for team training	Shortfall of 3.5 full sized 3G pitch for team training
	South West		Shortfall of 0.5 full sized 3G pitch for team training	Shortfall of 0.5 full sized 3G pitch for team training
Cricket	Central	Saturday	Shortfall of 27	Shortfall of 60
		Sunday	Spare capacity of 28	Shortfall of 5
		Midweek	Spare capacity of 46	Spare capacity of 14
	North East	Saturday	Shortfall of 20	Shortfall of 42
		Sunday	Spare capacity of 13	Shortfall of 20
		Midweek	Spare capacity of 30	Spare capacity of 2
	North West	Saturday	Shortfall of 13	Shortfall of 24
		Sunday	Shortfall of 13	Shortfall of 24
		Midweek	Shortfall of 5	Shortfall of 13
	South	Saturday	At capacity	Shortfall of 11
		Sunday	At capacity	Shortfall of 11
		Midweek	At capacity	At capacity

<sup>[2]</sup> Based on accommodating 38 teams on one full size pitch

# SHROPSHIRE COUNCIL STRATEGY & ACTION PLAN

Sport	Analysis area	Current demand (2019)		Future demand (2038) <sup>2</sup>
		Pitch type	Current capacity total in MES <sup>[1]</sup>	Future capacity total in MES
	South East	Saturday	Spare capacity of 9	Shortfall of 24
		Sunday	Spare capacity of 31	Shortfall of 9
		Midweek	Spare capacity of 40	Spare capacity of 12
	South West	Saturday	Spare capacity of 22	Spare capacity of 22
		Sunday	Spare capacity of 33	Spare capacity of 33
		Midweek	Spare capacity of 36	Spare capacity of 32
Rugby union	Central	Senior	Shortfall of 5.25	Shortfall of 5.75
	North East	Senior	At capacity	Shortfall of 1
	North West	Senior	Shortfall of 4.5	Shortfall of 6
	South	Senior	Shortfall of 1.25	Shortfall of 5.5
	South East	Senior	Shortfall of 2	Shortfall of 3
	South West	Senior	Shortfall of 0.5	Shortfall of 0.5
Hockey (sand AGPs)	Shropshire	Full size, floodlit	There is a need to improve pitch quality and create a pitch to return exported demand.	There is a need to improve pitch quality and create a pitch to return exported demand.
Tennis	Shropshire	Courts	Adequate provision	Adequate provision
Bowls	Shropshire	Greens	Adequate provision	Adequate provision
Netball	Shropshire	Courts	Adequate provision	Adequate provision
Other sports	Shropshire	Pitches	Adequate provision	Adequate provision

## Conclusions

From a quantitative perspective, the existing position for all sports is either that demand is being met or that there is a shortfall, whereas the future position shows the creation of shortfalls for some pitch types and in some areas where demand is currently being met and the exacerbation of existing shortfalls. There are current and future shortfalls of 3G pitches, rugby union pitches, cricket squares, and current shortfalls youth 11v11 pitches (North East and North West analysis areas) and adult, youth 9v9, mini 7v7 and mini 5v5 pitches in the South East Analysis Area.

When taking into consideration future demand, shortfalls worsen with additional shortfalls arising on adult pitches (North East Analysis Area), youth 11v11 pitches (Central and South West analysis areas) and youth 9v9 pitches (Central, South and South West analysis areas).

As such it is considered that football shortfalls can be met through the better utilisation of existing provision, such as via pitch re-configuration, improving quality and encouraging or enabling access to unused/unavailable provision.

In comparison for cricket and rugby union there is a need to improve the quality of existing facilities in addition to creating new provision to meet current and future levels of demand.

Notwithstanding the above, a shortfall of 3G pitches can only be met through increased provision. With resources to improve the quality of grass pitches being limited, an increase in 3G provision could also help reduce grass pitch shortfalls through the transfer of play, thus reducing overplay, which in turn can aid pitch quality improvements.

Further, there is also an unsuitable stock of hockey suitable AGPs relating to quality issues and an identified need for a new pitch within Market Drayton to accommodate exported demand.

Where provision is played to capacity there may still be a need to sustain or improve quality, due to poor quality and to create strategic reserve to better sustain quality.

Where demand is being met and actual spare capacity is expressed, this does not necessarily equate to a surplus of provision, with any spare capacity instead considered as a solution to overcoming current or future demand shortfalls. There is a resultant need to protect all existing outdoor sport provision until all demand is met, or there is a requirement to replace provision in accordance with Sport England's Playing Fields Policy exceptions.

Recommendations on how to alleviate these shortfalls are identified below in the Part 4: Sport Specific Issues Scenarios and Recommendation and Part 6: Action Plan.

## PART 2: VISION

### Vision

As set out at the beginning of the study, below is a vision for Shropshire regarding its outdoor sports provision. It sets out to capture the corporate themes within the authority to provide an all-encompassing vision.

*'An accessible, high quality and sustainable network of sports pitches and other outdoor sports facilities which supports increased sports participation by all residents, at all levels of play, from grassroots to elite'.*

### Key objectives

To achieve this vision, the Strategy will seek to secure resources to deliver the following objectives:

- ◆ Ensure that all valuable facilities are protected for the long-term benefit of sport
- ◆ Promote a sustainable approach to the provision of playing pitches and management of sports clubs
- ◆ Ensure that there are enough facilities in the right place to meet current and projected future demand
- ◆ Ensure that all clubs have access to facilities of appropriate quality to meet current needs and longer-term aspirations.

## PART 3: AIMS

The following overarching aims are based on the three Sport England themes. It is recommended that they are adopted by the Council and partners to enable delivery of the overall PPOSS vision and Sport England planning objectives.

### AIM 1

To **protect** the existing supply of outdoor sport facilities where it is needed to meet current and future needs.

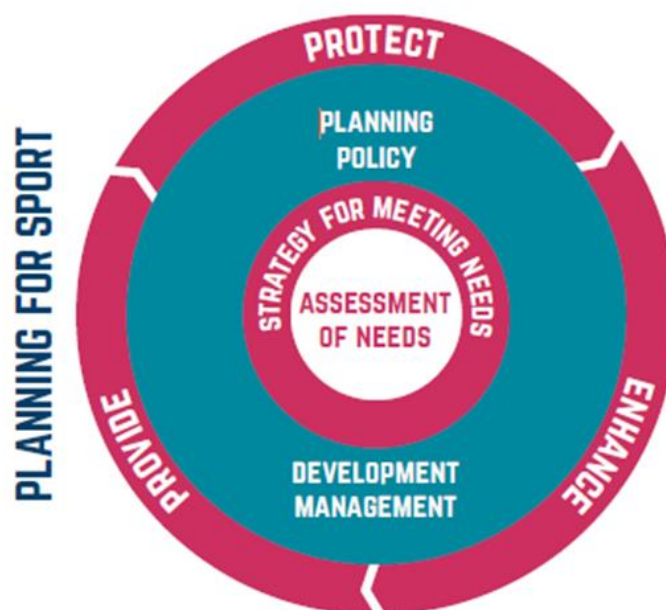
### AIM 2

To **enhance** outdoor sport facilities and ancillary facilities through improving quality and management of sites.

### AIM 3

To **provide** new outdoor sport facilities where there is current or future demand to do so.

Figure 3.1: Sport England themes



Source: Sport England, Planning for Sport Guidance (June 2019)

## PART 4: SPORT SPECIFIC ISSUES SCENARIOS AND RECOMMENDATIONS

In order to help develop the recommendations/actions and to understand their potential impact, a number of relevant scenario questions are tested against the key issues in this section for each playing pitch sport, resulting in sport specific recommendations.

### 4.1 Football – grass pitches

#### *Assessment report summary*

- ✦ **Using the supply and demand analysis tables, it is determined that there is current spare capacity across all pitch types, apart from Youth 11v11 pitches in Shropshire.**
- ✦ The audit identifies a total of 283 grass football pitches within Shropshire across 116 sites. Of these, 243 pitches are available (as seen in the table below), at some level, for community use across 100 sites.
- ✦ There are 14 sites identified that do not have formal football pitches marked out but could have the capacity to provide pitches if required.
- ✦ The following clubs have plans to create new or alter current pitch layouts; Shrewsbury Town Council/ SAHA FC, Shrewsbury Town in the Community, Shifnal Town FC, Shawbury United FC, Market Drayton Town FC/Market Drayton Tigers FC and Albrighton FC.
- ✦ Across Shropshire most sites are either accompanied by poor quality or no ancillary provision. In total 16 sites (17%) have poor quality provision with 35 sites (36%) have no facilities. Due to the rurality of the Authority the lack of any clubhouse or changing provision is common as they are many single pitch sites created to meet demand from local villages and hamlets.
- ✦ Tenure of sites in Shropshire is generally secure i.e. through a long-term lease or a guarantee that pitches will continue to be provided over the next three years.
- ✦ In total, 52 pitches are assessed as good quality, 93 as standard quality and 98 as poor quality. Most pitches (40%) are assessed as poor quality and are generally located at education, parish or town council sites. These sites often receive limited amounts of dedicated maintenance due to budgetary restraints with often pitches only receiving grass cutting and line marking.
- ✦ Through the audit and assessment, 476 teams from within 98 clubs are identified as playing within Shropshire. This consists of 80 adult men's, 10 adult women's, 196 youth boys', 48 youth girls' and 142 mini teams.
- ✦ There is one professional club that plays above the football pyramid with Shropshire which is Shrewsbury Town FC in League One. There are a further nine clubs which play below this level within the football pyramid.
- ✦ Due to Shropshire's location, bordering with Wales, there are two clubs which are a part of the FAW Football Pyramid rather than the English Football Pyramid Structure. These are Bishops Castle Town FC and Trefonen FC.
- ✦ Albrighton, Bishops Castle Town, Ellesmere Rangers, Ludlow Town, Shifnal Town, Shrewsbury Juniors, The New Saints and Whitchurch Alport are the clubs that field teams within Shropshire which play in the Women's National League System.
- ✦ Most clubs which express latent demand indicate they would be able to increase the number of teams if they have access to more or better training provision including the use of floodlit 3G pitches.
- ✦ Only one club is identified as exporting demand, LLanymynech Juniors FC.
- ✦ Team generation rates suggest number of teams likely to be generated in the future (2038) is four youth 11v11 boys' teams.
- ✦ When aggregated from the table above, actual spare capacity totals 26.5 match equivalent sessions per week across 49 pitches.
- ✦ In Shropshire, 18 pitches across 13 sites are overplayed by a combined total of 16 match equivalent sessions per week.

# SHROPSHIRE COUNCIL STRATEGY & ACTION PLAN

## Scenarios

### Future demand

The table below shows a summary of quantified club aspirations for future demand, as informed through consultation. Through the clubs that quantified *potential* increase, there is a predicted growth of 45 teams, equating to 16 mini 5v5 teams, six youth 9v9 girls, five youth 9v9 boys, six youth 11v11 boys, three youth 11v11 girls, three adult women's and six adult men's teams.

Table 4.1: Summary of club aspirational future demand

Analysis area	Place Plan	Club	Future demand	Pitch size	Match equivalent sessions <sup>3</sup>
Central	Shrewsbury	Baschurch FC	1 x youth boys	9v9	0.5
			1 x youth boys	11v11	0.5
			3 x mini	5v5	1.5
Central	Shrewsbury	Haughmond FC	1 x men's	Adult	0.5
Central	Shrewsbury	Meresiders FC	2 x mini	5v5	1
Central	Shrewsbury	Shrewsbury Juniors FC	2 x men's	Adult	1
			1 x women's	Adult	0.5
			2 x mini	5v5	1
Central	Shrewsbury	Shrewsbury Up & Comers FC	1 x men's	Adult	0.5
			1 x women's	Adult	0.5
			2 x youth boys	9v9	1
			2 x youth boys	11v11	1
			1 x youth girls	9v9	0.5
			1 x youth girls	11v11	0.5
North East	Whitchurch	Prees Club FC	1 x men's	Adult	0.5
			1 x women's	Adult	0.5
			2 x mini	5v5	1
North West	Ellesmere	Ellesmere Rangers FC	2 x youth boys	11v11	1
			1 x mini	5v5	0.5
South	Ludlow	Ludlow Town Juniors FC	2 x youth girls	9v9	1
South East	Albrighton	Albrighton FC	2 x mini	5v5	1
South East	Bridgnorth	AFC Bridgnorth Spartans FC	2 x mini	5v5	1
South East	Bridgnorth	Bridgnorth Town Juniors FC	1 x youth girls	9v9	0.5
			1 x youth girls	11v11	0.5
			1 x mini	5v5	0.5
South West	Bishop's Castle	Bishops Castle Town FC	1 x men's	Adult	0.5
			1 x youth boys	9v9	0.5
			1 x youth girls	9v9	0.5
South West	Church Stretton	Church Stretton Magpies FC	1 x youth boys	9v9	0.5
			1 x youth boys	11v11	0.5
			1 x youth girls	9v9	0.5
			1 x youth girls	11v11	0.5
			1 x mini	5v5	0.5
Total				22.5	

<sup>3</sup> Two teams require one pitch to account for playing on a home and away basis; therefore, 0.5 pitches can therefore be seen in the table where there is latent demand for one team.

## SHROPSHIRE COUNCIL STRATEGY & ACTION PLAN

Additionally, St Martins FC and Oswestry Boys & Girls FC report aspirations to increase their demand however neither club specifically quantifies this demand.

The total future demand expressed by clubs amounts to 22.5 match equivalent sessions. The Central Analysis Area contains the majority of this, equating to 10.5 match equivalent sessions.

*Table 4.2: Summary of potential team increases identified by clubs by Analysis Area*

Analysis area	Club aspirational future demand in match equivalent sessions					
	Adult	Youth 11v11	Youth 9v9	Mini 7v7	Mini 5v5	Total
Central	3	2	2	-	3.5	10.5
North East	1	-	-	-	1	2
North West	-	1	-	-	0.5	1.5
South	-	-	1	-	-	1
South East	-	0.5	0.5	-	2.5	3.5
South West	0.5	1	2.5	-	-	4
<b>Total</b>	<b>4.5</b>	<b>4.5</b>	<b>6</b>	<b>-</b>	<b>7.5</b>	<b>22.5</b>

Across Shropshire most club aspirational demand is located on mini 5v5 pitch type (7.5 match equivalent sessions). This is due to most clubs wanting to back fill their demand at the youngest ages in order for teams above to progress to the next team size.

### *Supply and demand analysis with future club aspirational demand*

Having considered supply and demand in the preceding assessment report, the tables below identify current demand (i.e. spare capacity taking away overplay and any exported demand) in each of the analysis areas for each pitch type, based on match equivalent sessions. Future demand is based on team generation rates, which are driven by population increases, and the aforementioned club aspirational demand.

### **Adult pitch analysis**

*Table 4.3: Supply and demand balance of adult pitches*

Analysis area	Actual spare capacity <sup>4</sup>	Demand (match equivalent sessions)			
		Overplay	Current total	Future demand <sup>5</sup>	Total
Central	6	0.5	5.5	3	2.5
North East	2	1.5	0.5	1	0.5
North West	0.5	-	0.5	-	0.5
South	0.5	-	0.5	-	0.5
South East	1	2.5	1.5	-	1.5
South West	1.5	-	1.5	0.5	1
<b>Total</b>	<b>11.5</b>	<b>4.5</b>	<b>7</b>	<b>4.5</b>	<b>2.5</b>

There is currently an adequate supply of adult pitches to meet demand, with seven match equivalent sessions of spare capacity and spare capacity existing in each analysis area apart from the South East. When considering future demand from population growth and club aspirational demand, the spare capacity reduces to just 2.5 match equivalent sessions with shortfalls evident in the North East and South East Analysis Area.

<sup>4</sup> In match equivalent sessions

<sup>5</sup> Overall a total of two match equivalent sessions of future demand is from population growth with the remaining generated from club aspirational demand

## Youth 11v11 pitch analysis

Table 4.4: Supply and demand balance of youth 11v11 pitches

Analysis area	Actual spare capacity <sup>6</sup>	Demand (match equivalent sessions)			
		Overplay	Current total	Future demand <sup>7</sup>	Total
Central	3	1.5	1.5	3	1.5
North East	-	2.5	2.5	-	2.5
North West	0.5	1	0.5	1	1.5
South	-	-		-	
South East	1.5	0.5	1	1	
South West	-	-		1	1
<b>Total</b>	<b>5</b>	<b>5.5</b>	<b>0.5</b>	<b>4.5</b>	<b>5</b>

There is currently a shortfall across Shropshire on youth 11v11 pitches totalling 0.5 match equivalent sessions. When accounting for future demand, the shortfalls increases to five match equivalent sessions per week with overplay arising in the Central and South West analysis areas.

It must also be noted that several youth 11v11 teams are playing on adult pitches, meaning shortfalls would greatly increase should these sides transfer to the correct pitch type.

## Youth 9v9 pitch analysis

Table 4.5: Supply and demand balance of youth 9v9 pitches

Analysis area	Actual spare capacity <sup>8</sup>	Demand (match equivalent sessions)			
		Overplay	Current total	Future demand <sup>9</sup>	Total
Central	2	2		2	2
North East	2	-	2	-	2
North West	0.5	-	0.5	-	0.5
South	-	-		1	1
South East	-	1	1	0.5	1.5
South West	-	-		2.5	2.5
<b>Total</b>	<b>4.5</b>	<b>3</b>	<b>1.5</b>	<b>6</b>	<b>4.5</b>

Overall, there is current minimal spare capacity on youth 9v9 pitches totalling 1.5 match equivalent session. When taking into consideration future demand a shortfall becomes evident of 4.5 match equivalent sessions with all analysis areas apart from the North East and North West becoming overplayed.

<sup>6</sup> In match equivalent sessions

<sup>7</sup> Overall a total of two match equivalent sessions of future demand is from population growth with the remaining generated from club aspirational demand

<sup>8</sup> In match equivalent sessions

<sup>9</sup> Overall a total of two match equivalent sessions of future demand is from population growth with the remaining generated from club aspirational demand

## Mini 7v7 pitch analysis

Table 4.6: Supply and demand balance of mini 7v7 pitches

Analysis area	Actual spare capacity <sup>10</sup>	Demand (match equivalent sessions)			
		Overplay	Current total	Future demand <sup>11</sup>	Total
Central	1	-	1	-	1
North East	-	-		-	
North West	-	-		-	
South	-	-		-	
South East	-	0.5	0.5	-	0.5
South West	-	-		-	
<b>Total</b>	<b>1</b>	<b>0.5</b>	<b>0.5</b>	<b>-</b>	<b>0.5</b>

Across Shropshire there is currently minimal spare capacity of 0.5 match equivalent sessions on mini 7v7 pitches. As future demand from clubs is non-existent for mini 7v7 pitches, with clubs instead planning to add mini teams at the lowest age group each year (mini 5v5 teams), the level of spare capacity remains at 0.5 match equivalents sessions.

## Mini 5v5 pitch analysis

Table 4.7: Supply and demand balance of mini 5v5 pitches

Analysis area	Actual spare capacity <sup>12</sup>	Demand (match equivalent sessions)			
		Overplay	Current total	Future demand <sup>13</sup>	Total
Central	3	-	3	3.5	0.5
North East	1	-	1	1	
North West	0.5	-	0.5	0.5	
South	-	-		-	
South East	-	3	3	2.5	5.5
South West	-	-		-	
<b>Total</b>	<b>4.5</b>	<b>3</b>	<b>1.5</b>	<b>7.5</b>	<b>6</b>

Currently, mini 5v5 pitches have minimal spare capacity of 1.5 match equivalent sessions. After taking into consideration future demand from TGRs and club aspirational demand a shortfall of six match equivalent sessions becomes evident with shortfalls in the Central and South East analysis areas. All remaining areas are played to capacity.

## Conclusions

It is determined that there is current spare capacity across all football pitch types, apart from youth 11v11 pitches in Shropshire. This being said, the levels of overplay are minimal (0.5 match equivalent sessions) and are close to an overall supply and demand balance. As such there is little way of any strategic reserve. After factoring in future demand from population increases the shortfalls on youth 11v11 pitches increases.

<sup>10</sup> In match equivalent sessions

<sup>11</sup> Overall a total of two match equivalent sessions of future demand is from population growth with the remaining generated from club aspirational demand

<sup>12</sup> In match equivalent sessions

<sup>13</sup> Overall a total of two match equivalent sessions of future demand is from population growth with the remaining generated from club aspirational demand

## SHROPSHIRE COUNCIL STRATEGY & ACTION PLAN

Some of the spare capacity acknowledged on adult pitches is partly cancelled out through the overplay on youth 11v11 pitches. As stated earlier many youth 11v11 teams will use adult pitches to play their competitive matches due to the lack of suitable provision.

*Table 4.8: Summary of supply and demand*

Pitch type	Demand (match equivalent sessions per week)				
	Actual spare capacity	Overplay	Current total	Future demand	Total
Adult	11.5	4.5	7	4.5	2.5
Youth 11v11	5	5.5	0.5	4.5	5
Youth 9v9	4.5	3	1.5	6	4.5
Mini 7v7	1	0.5	0.5	-	0.5
Mini 5v5	4.5	3	1.5	7.5	6

Most current overplay across the varies pitch types is generated from high levels of demand across sites which contain poor quality pitches. This worsens when accounting for the additional future demand.

The scenarios below will examine potential avenues on how to alleviate current and future levels of overplay.

### *Alleviating overplay*

In Shropshire there is capacity to accommodate current levels of demand across all pitch types apart from youth 11v11, however, when accounting for future demand, shortfalls also become evident on youth 9v9 and mini 5v5 pitch types these are listed below.

*Table 4.9: Summary of current and future pitch shortfalls by Analysis Area*

Analysis area	Current pitch shortfalls	Current spare capacity	Future pitch shortfalls	Future spare capacity
Central	No identified shortfalls	5.5 match equivalent sessions on adult pitches 1.5 match equivalent sessions on youth 11v11 pitches Youth 9v9 pitches are played to capacity 1 match equivalent sessions on mini 7v7 pitches 3 match equivalent sessions on mini 5v5 pitches	1.5 match equivalent sessions on youth 11v11 pitches 2 match equivalent sessions on youth 9v9 pitches 0.5 match equivalent sessions on mini 5v5 pitches	2.5 match equivalent sessions on adult pitches 1 match equivalent sessions on mini 7v7 pitches
North East	2.5 match equivalent sessions on youth 11v11 pitches	0.5 match equivalent sessions on adult pitches 2 match equivalent sessions on youth 9v9 pitches Mini 7v7 pitches are played to capacity 1 match equivalent sessions on mini 5v5 pitches	0.5 match equivalent sessions on adult pitches 2.5 match equivalent sessions on youth 11v11 pitches	2 match equivalent sessions on youth 9v9 pitches

# SHROPSHIRE COUNCIL STRATEGY & ACTION PLAN

Analysis area	Current pitch shortfalls	Current spare capacity	Future pitch shortfalls	Future spare capacity
			Mini 7v7 pitches are played to capacity Mini 5v5 pitches are played to capacity	
North West	0.5 match equivalent sessions on youth 11v11 pitches	0.5 match equivalent sessions on adult pitches 0.5 match equivalent sessions on youth 9v9 pitches Mini 7v7 pitches are played to capacity 0.5 match equivalent sessions on mini 5v5 pitches	No identified shortfalls	0.5 match equivalent sessions on adult pitches 1.5 match equivalent sessions on youth 11v11 pitches 0.5 match equivalent sessions on youth 9v9 pitches Mini 7v7 pitches are played to capacity Mini 5v5 pitches are played to capacity
South	No identified shortfalls	0.5 match equivalent sessions on adult pitches Youth 11v11 pitches are played to capacity Youth 9v9 pitches are played to capacity Mini 7v7 pitches are played to capacity Mini 5v5 pitches are played to capacity	1 match equivalent sessions on youth 9v9 pitches	0.5 match equivalent sessions on adult pitches Youth 11v11 pitches are played to capacity Mini 7v7 pitches are played to capacity Mini 5v5 pitches are played to capacity
South East	1.5 match equivalent sessions on adult pitches 1 match equivalent sessions on youth 9v9 pitches 0.5 match equivalent sessions on mini 7v7 pitches 3 match equivalent sessions on mini 7v7 pitches	1 match equivalent sessions on youth 11v11 pitches	3.5 match equivalent sessions on adult pitches 1.5 match equivalent sessions on youth 9v9 pitches 0.5 match equivalent sessions on mini 7v7 pitches 5.5 match equivalent sessions on mini 7v7 pitches	Youth 11v11 pitches are played to capacity

Analysis area	Current pitch shortfalls	Current spare capacity	Future pitch shortfalls	Future spare capacity
South West	No identified shortfalls	1.5 match equivalent sessions on adult pitches Youth 11v11 pitches are played to capacity Youth 9v9 pitches are played to capacity Mini 7v7 pitches are played to capacity Mini 5v5 pitches are played to capacity	1 match equivalent sessions on youth 11v11 pitches 2.5 match equivalent sessions on youth 9v9 pitches	1 match equivalent sessions on adult pitches Mini 7v7 pitches are played to capacity Mini 5v5 pitches are played to capacity

Alleviating this level of shortfall can be achieved through a variety of methods including reinstating of pitches, improving poor quality pitches, reconfiguration of pitch type and securing tenure at sites. The extent to which each of these has on addressing the shortfalls is explored below in greater detail.

The full supply and demand analysis for football pitches across Shropshire and by Analysis Area can be found in the accompanying assessment report.

## *Reinstatement of pitches*

As mentioned in the proceeding Assessment Report there are three sites which previously accommodated pitches, which if reinstated, could alleviate current and future levels of shortfalls across the Central Analysis Area. The table below finds identifies the three sites and the best potential pitch configurations in order to reduce overplay.

*Table 4.10: Potential capacity create by reinstating provision*

Analysis area	Place plan	Site ID	Site name	Pitch type	Number of pitches	Spare capacity created at peak period (match equivalent sessions)
Central	Shrewsbury	149	Kynaston Road Recreation Ground	1	Youth 11v11	1
		228	Radbrook Recreation Ground	1	Youth 11v11	1
				1	Youth 9v9	1
		310	Waincott Recreation Ground	1	Youth 9v9	1

If the pitches mentioned above were re-provided to a minimum of standard quality, it would alleviate current and future shortfalls on youth 11v11 pitches and youth 9v9 in the Central Analysis Area. This being said the future capacity of the youth 9v9 pitches would be played to capacity.

Although it is not considered a reinstatement of provision, it should be noted that there is a parcel of land to become available for sports provision at Bowbrook (Shrewsbury) with the development of two new primary schools. This land could be used to address any future youth and mini football pitch shortfalls within the Central Analysis Area; however, the site is still under construction with the exact size of playing field land still to be determined.

## SHROPSHIRE COUNCIL STRATEGY & ACTION PLAN

### *Improving quality*

Further to re-establishing pitches, capacity can also be created through improving poor quality pitches with secure tenure.

The table below identifies the amount of spare capacity which could be obtained through improving poor quality pitches to a minimum of standard quality

*Table 4.11: Summary of discounted peak time spare capacity due to poor quality*

Analysis area	Place plan	Site ID	Site name	Pitch type	Spare capacity created at peak period (match equivalent sessions)	Comments
Central	Pontesbury & Minsterley	182	Minsterley Playing Fields	Adult	0.5	-
Central	Pontesbury & Minsterley	218	Pontesbury Playing Fields	Adult	1	Potential to reconfigure pitch type to alleviate youth 11v11 or youth 9v9 shortfalls.
Central	Shrewsbury	19	Baschurch Playground	(7v7)	1	-
Central	Shrewsbury	21	Baschurch Village Hall Pitches	(9v9)	0.5	-
Central	Shrewsbury	29	Bicton Village Hall	(7v7)	1	-
Central	Shrewsbury	108	Douglas Swire Memorial Hall	Adult	1	Potential to reconfigure pitch type to alleviate youth 11v11 or youth 9v9 shortfalls.
Central	Shrewsbury	158	London Road Sports Centre	Adult	1	Potential to reconfigure pitch type to alleviate youth 11v11 or youth 9v9 shortfalls.
Central	Shrewsbury	196	Nesscliffe Playing Field	Adult	1	Potential to reconfigure pitch type to alleviate youth 11v11 or youth 9v9 shortfalls.
Central	Shrewsbury	214	Oxon Recreation Ground	(11v11)	0.5	-
Central	Shrewsbury	259	Unison Club (Column Cricket, Bowls & Tennis Club)	Adult	1	Potential to reconfigure pitch type to alleviate youth 11v11 or youth 9v9 shortfalls.
North East	Market Drayton	63	Cheswardine Parish Council	(9v9)	1	-
North East	Market Drayton	66	Childs Ercall Playing Field	Adult	1	Potential to reconfigure pitch type to alleviate youth 11v11 shortfalls.
North East	Market Drayton	135	Hinstock Recreation Ground	Adult	0.5	-
North East	Market Drayton	138	Hodnet Social Club	Adult	0.5	-

# SHROPSHIRE COUNCIL STRATEGY & ACTION PLAN

Analysis area	Place plan	Site ID	Site name	Pitch type	Spare capacity created at peak period (match equivalent sessions)	Comments
North East	Wem	312	Wem Recreation Ground	Adult	1	Potential to reconfigure pitch type to alleviate youth 11v11 shortfalls.
North East	Whitchurch	105	Deermoss Park	(11v11)	1	-
North West	Ellesmere	180	Millennium Village Hall Playing Fields	Adult	1	Potential to reconfigure pitch type to alleviate youth 11v11 shortfalls.
North West	Oswestry	189	Morton Playing Field	Adult	1	Potential to reconfigure pitch type to alleviate youth 11v11 shortfalls.
North West	Oswestry	293	The Playing Fields	Adult	1	Potential to reconfigure pitch type to alleviate youth 11v11 shortfalls.
North West	Oswestry	293	The Playing Fields	(9v9)	1	-
North West	Oswestry	304	Trefonen Playing Fields	Adult	1	Potential to reconfigure pitch type to alleviate youth 11v11 shortfalls.
South	Cleobury Mortimer	75	Clee Hill Recreation Ground	Adult	1	Potential to reconfigure pitch type to alleviate youth 9v9 shortfalls.
South	Cleobury Mortimer	75	Clee Hill Recreation Ground	(7v7)	1	-
South	Cleobury Mortimer	77	Cleobury Mortimer Playing Field	(9v9)	1	-
South East	Bridgnorth	10	Alveley Recreation Ground	Adult	0.5	-
South East	Bridgnorth	10	Alveley Recreation Ground	(9v9)	0.5	-
South East	Bridgnorth	102	Crown Meadow	Adult	1	Potential to reconfigure pitch type to alleviate youth 9v9 shortfalls.
South East	Highley	238	Severn Centre	Adult	1	Potential to reconfigure pitch type to alleviate youth 9v9 shortfalls.
South East	Much Wenlock	97	Cressage Playing Field (Sheinton Rd)	Adult	1	Potential to reconfigure pitch type to alleviate youth 9v9 shortfalls.
South West	Bishop's Castle	197	Newcastle Village Football Pitch	Adult	1	Potential to reconfigure pitch type to alleviate youth 11v11 or youth 9v9 shortfalls.
South West	Bishop's Castle	369	Cross Banks (Norbury)	Adult	0.5	-
South West	Church Stretton	44	Brooksbury Playing Fields	(7v7)	0.5	-
South West	Church Stretton	337	Worthen Village Hall	Adult	0.5	-
South West	Craven Arms	85	Community Arts Sports Craven Arms (CASCA)	(11v11)	0.5	-

In total 28.5 match equivalent sessions could be established if these pitches were improved from poor quality through enhanced levels of maintenance the majority (67%) of which is located on adult pitches.

*Table 4.12: Summary discounted peak time spare capacity due to poor quality by pitch type*

Analysis area	Actual spare capacity (match equivalent sessions per week)					Total
	Adult	Youth 11v11	Youth 9v9	Mini 7v7	Mini 5v5	
Central	5.5	0.5	0.5	2	-	8.5
North East	3	1	1	-	-	5
North West	4	-	1	-	-	5
South	1	-	1	1	-	3
South East	3.5	-	0.5	-	-	4
South West	2	0.5	-	0.5	-	3
<b>Total</b>	<b>19</b>	<b>2</b>	<b>4</b>	<b>3.5</b>	<b>-</b>	<b>28.5</b>

If the above pitches were improved to a minimum of standard quality the actual spare capacity generated would alleviate overall current and future shortfalls expressed on adult pitches.

Although substantial levels of capacity would be generated there would still be levels of overplay on youth 11v11, youth 9v9 and mini 5v5 pitches. Therefore, there is potential for certain sites to be reconfigured to accommodate different pitch types, in addition to improve pitch quality, to alleviate overplay in Shropshire.

### *Pitch reconfiguration*

In order to alleviate current and future shortfalls on adult pitches in Shropshire there is a need for 0.5 match equivalent sessions in the North East Analysis Area and 3.5 match equivalent sessions in the South East Analysis Area. As mentioned above, this can be accomplished through pitch improvements.

Any capacity established through further adult pitch improvements could be better utilised to alleviate remaining shortfalls on other pitch types. This would require the reconfiguration of pitch types on certain sites, these are identified in Table 4.11.

It should be noted that even if pitches are improved in quality and reconfigured to alleviate shortfalls on youth 11v11 and youth 9v9, due to the geographical size of Shropshire, the spare capacity created may not necessarily be utilised as it is not truly accessible for clubs which have future demand aspirations at the specific age groups.

### *Securing access to education sites*

Education sites generally accommodate large areas of playing field and playing pitches. However, as tenure on these sites is generally considered to be unsecure, potential spare capacity has been discounted from the supply and demand analysis within the Assessment Report. Securing access to these sites could provide an opportunity to help address future shortfalls across Shropshire. A summary of these pitches can be seen in the table below.

Table 4.13: Summary of discounted peak time spare capacity at educational sites with community access

Analysis area	Place plan	Site ID	Site name	Pitch type	Number of pitches	Amount of peak time spare capacity discounted due to unsecure tenure <sup>14</sup>
Central	Shrewsbury	91	Corbet School	Adult	1	1
Central	Shrewsbury	222	Prestfelde Preparatory School	(5v5)	2	2
Central	Shrewsbury	222	Prestfelde Preparatory School	(7v7)	2	2
Central	Shrewsbury	222	Prestfelde Preparatory School	(11v11)	1	1
Central	Shrewsbury	222	Prestfelde Preparatory School	(9v9)	1	1
Central	Shrewsbury	295	The Priory School	(11v11)	1	1
Central	Shrewsbury	295	The Priory School	(9v9)	1	1
North East	Wem	301	Thomas Adams Sports Centre	Adult	1	1
North East	Wem	301	Thomas Adams Sports Centre	(11v11)	3	3
North West	Ellesmere	111	Ellesmere College	Adult	5	5
North West	Oswestry	211	Oswestry School	Adult	2	2
North West	Oswestry	211	Oswestry School	(9v9)	1	0.5
South	Ludlow	186	Moor Park School	(7v7)	3	3
South West	Bishop's Castle	86	Community College Bishops Castle	Adult	1	1
South West	Bishop's Castle	86	Community College Bishops Castle	(5v5)	1	1
South West	Bishop's Castle	86	Community College Bishops Castle	(7v7)	1	0.5

There are several community available education sites in Shropshire which contain football pitches which have the potential to help address remaining shortfalls by securing access through community use agreements. In total, 26 match equivalent sessions of spare capacity could potentially be generated if tenure to the abovementioned school site could be secured.

Table 4.14: Summary of potential peak time spare capacity at educational sites by analysis area

Analysis area	Summary of potential spare capacity (match equivalent sessions)					
	Adult	Youth 11v11	Youth 9v9	Mini 7v7	Mini 5v5	Totals
Central	1	2	2	2	2	9
North East	1	3	-	-	-	4
North West	7	-	0.5	-	-	7.5
South	-	-	-	3	-	3
South East	-	-	-	-	-	-
South West	1	-	-	0.5	1	2.5
<b>Total</b>	<b>10</b>	<b>5</b>	<b>2.5</b>	<b>5.5</b>	<b>3</b>	<b>26</b>

<sup>14</sup> Match equivalent sessions

If all this spare capacity could be secured through community use agreements (CUA) or long term leases there would be no current or future shortfalls on adult, youth 11v11 or mini 7v7 pitches in Shropshire. It would also reduce the future shortfall on youth 9v9 pitches to two match equivalent sessions and reduce the overlap on mini 5v5 pitches to three match equivalent sessions.

Although all these schools are identified as being community available, it does not necessarily mean they are open to securing usage to a club for a set period of time, such as through a CUA. This is due to schools wanting the flexibility to prioritise and protect the quality of their pitches for curricular or extracurricular usage, for example, in periods of extended bad weather.

## *Securing access and improving pitch quality at education sites*

In addition to having unsecure tenure, it should also be noted that 12 of the education sites also accommodate one or more poor quality pitches. There would be a need to secure tenure and improve pitch quality at the sites in the table below.

*Table 4.15: Summary of community available poor quality pitches at education sites with unsecure tenure*

Analysis area	Place plan	Site ID	Site name	Pitch type	Number of pitches	Discounted capacity at peak time
Central	Shrewsbury	177	Meole Brace Church of England Primary School	(5v5)	1	0.5
Central	Shrewsbury	178	Mereside Church of England Primary School	(7v7)	1	0.5
Central	Shrewsbury	178	Mereside Church of England Primary School	(9v9)	1	0.5
North East	Whitchurch	321	Whitchurch Sports & Leisure Centre (Sir John Talbot School)	Adult	1	1
South East	Albrighton	8	Albrighton Primary School	(9v9)	1	0.5
South East	Broseley	16	Barrow 1618 CE Free School	(9v9)	1	0.5
South East	Broseley	46	Broseley C of E Primary School	(7v7)	1	0.5
South East	Broseley	142	John Wilkinson Primary School	(5v5)	1	0.5
South East	Highley	131	Highley Primary School	(7v7)	1	0.5
South East	Much Wenlock	193	Much Wenlock Leisure Centre (William Brookes School)	(9v9)	1	0.5
South East	Much Wenlock	194	Much Wenlock Primary School	(7v7)	1	0.5
South West	Bishop's Castle	86	Community College Bishops Castle	(9v9)	1	1
South West	Church Stretton	71	Church Stretton School	Adult	2	2

If all this spare capacity could be secured through CUAs or long term leases, in addition to having pitch quality improved, future shortfalls on adult pitches in the North East and youth 9v9 and mini 7v7 pitches in the South East Analysis Area would be alleviated.

## SHROPSHIRE COUNCIL STRATEGY & ACTION PLAN

*Table 4.16: Summary of potential peak time spare capacity at poor quality pitches at educational sites by analysis area*

Analysis area	Summary of potential spare capacity (match equivalent sessions)					
	Adult	Youth 11v11	Youth 9v9	Mini 7v7	Mini 5v5	Totals
Central	-	-	0.5	0.5	0.5	1.5
North East	1	-	-	-	-	1
North West	-	-	-	-	-	-
South	-	-	-	-	-	-
South East	-	-	1.5	1.5	0.5	3.5
South West	2	-	1	-	-	3
<b>Total</b>	<b>3</b>	<b>-</b>	<b>3</b>	<b>2</b>	<b>1</b>	<b>9</b>

It should be noted that a total of 10 clubs utilise provision at educational sites. These sites should be prioritised for securing tenure and pitch improvements where necessary.

*Table 4.17: Summary of clubs using education sites in Shropshire*

Analysis area	Place plan	Site ID	Site name	Club name
Central	Shrewsbury	178	Meole Brace Church of England Primary School	Meole Brace Juniors FC
North East	Whitchurch	321	Whitchurch Sports & Leisure Centre (Sir John Talbot School)	Whitchurch Alport Juniors FC
North West	Oswestry	211	Oswestry School	Dragon Academy & Development Centre
South East	Albrighton	8	Albrighton Primary School	Albrighton FC
South East	Bridgnorth	206	Oldbury Wells School	AFC Bridgnorth Spartans
South East	Broseley	16	Barrow 1618 CE Free School	Broseley Youth Sports FC
South East	Broseley	46	Broseley C of E Primary School	Broseley Youth Sports FC
South East	Broseley	142	John Wilkinson Primary School	Broseley Youth Sports FC
South East	Highley	131	Highley Primary School	Highley Miner Welfare Juniors FC
South East	Much Wenlock	193	Much Wenlock Leisure Centre (William Brookes School)	Wenlock Warriors FC
South East	Much Wenlock	194	Much Wenlock Primary School	Wenlock Warriors FC
South West	Bishop's Castle	86	Community College Bishops Castle	Bishop Castle Town FC

Although not included in the above, Bridgnorth Town Juniors FC utilise the educational pitches at Friars Playing Fields (Unattached Playing Fields) in the South East Analysis Area. These pitches are poor quality, however, are located on a flood zone therefore improving pitch quality may have limited effectiveness and may not create additional capacity.

Accumulatively across Shropshire is secure tenure could be obtained at all educational sites with pitch improvement carried out where required the majority of overplay would be alleviate across each pitch type.

This being said, a mixture of securing usage at specific educational sites, improving poor quality grass pitches, reinstatement of pitches and pitch reconfiguration is recommended to alleviate any future shortfalls across Shropshire. The approach should be tailored to ensure that club and team requirements are met.

The creation of any new pitches, as outlined below, would be club specific aspirational demand and provide an additional avenue to reduce overlay.

## *Shawbury United FC*

As discussed in the proceeding assessment report Shawbury United FC indicates the lack of a central 'home venue' has restricted its potential growth as the Club is using several sites to meet its senior, youth and mini demand. It also indicates the poor quality of the pitches it currently accesses at these sites, in addition, to the lack of ancillary provision, is also limiting its development.

As a result, it aspires to develop as a home site within its locality of Shawbury (North East Analysis Area). The initial plans for the new site include one 5v5, one 7v7, one 9v9, training area and two adult pitches both of which are suitable for Step 6 football (Floodlit).

It also aspires to have an onsite clubhouse/hospitality to service the grass pitches and make one of the adult pitches a 3G surface. However, it understands that the latter may not be financially viable. Any potential funding available to the Club to develop the site would be based on levels of finances available for it at the time of application.

Since the production of the proceeding Assessment report the Club now has now been informed it has access to the site as long as it is actively looking for funding, however, it is recommended that the Club still looks to formalise a long term lease on the site. As the Club would need to secure a longer term agreement from the private landowner in order to access relevant grant monies.

The Club currently one adult men's team (Step 6), two U18s, two U16s, one U15s, two U14s one U13s, one U12s, one U11s, one U10s, one U9s, two U8s and one U7s.

*Table 4.18: Summary of team demand from Shawbury United FC by peak time*

Analysis area	Number of teams					Total
	Sat AM	Sat PM	Sun AM	Sun PM	Midweek	
Adult	-	1	-	-	-	1
Youth 11v11	2	-	5	-	1	8
Youth 9v9	-	-	2	-	-	2
Mini 7v7	-	-	2	-	-	2
Mini 5v5	-	-	3	-	-	3

In order to accommodate the entire clubs demand there would be a requirement of one adult Step 6 pitch, three youth 11v11 pitches, one youth 9v9, one mini 7v7 and one mini 5v5 pitch all of which would be have to be a minimum of standard quality. This also assumes the clubs two U18s would play on the adult pitch. The creation of such provision would alleviate all current and future levels of overlay within the North East Analysis Area.

This being said, the area of land the Club has an agreement on can only accommodate one 5v5, one 7v7, one 9v9, training area and two adult pitches. It is therefore recommended that if the Club can secure long term tenure and the relevant finances that this provision is established to a minimum of standard quality with relevant accompanying ancillary facilities. This would allow the majority of teams to play on site with only a select view having to find off site provision to meet their demand.

### *Greenfields Sports Ground*

Greenfields Sports Ground has been identified in the Market Drayton Neighbourhood Plan for potential housing development. The site is leased from Market Drayton Town Council to the Market Drayton Sports Association which consists of Market Drayton Town FC, Market Drayton Tigers FC, Market Drayton RFC and Market Drayton TC. Each club has its own clubhouse and utilise their own pitch provision to accommodate demand.

In total there is one good quality adult pitch (meeting Step 4 requirements) one standard quality youth 11v11 football pitch, one standard quality youth 9v9 football pitch, two standard quality mini 7v7 football pitches, one standard quality mini 5v5 pitch, one poor quality (M0/D1) senior floodlit rugby union pitch, one poor quality (M0/D1) floodlit junior size training pitch (used for both football and rugby union) and three standard quality floodlit tennis courts.

The site must be mitigated in line with the NPPF Paragraph 97 and Sport England's Playing Field Policy.

Relocation feasibility should also include provision for ancillary facilities, including those that meet relevant Step 4 football requirements. It should be noted that a Club on the Step pyramid needs to generate its own income and have the relevant facilities/access to facilities to do so. Furthermore, the potential to future proof the site for inclusion of a full size floodlit hockey suitable AGP at the to meet exported demand for Market Drayton HC and a full size 3G pitch should also be explored. It is understood that Market Drayton HC has minimal funds to contribute to the creation of a hockey suitable AGP in addition is willing to generate capital through fundraising events.

### *Carpet hybrid pitches*

Sport England is in the process of piloting the utilisation of carpet hybrid pitches with projects currently operating at Regents Park (City of Westminster) and Bisham Abbey (Royal Borough of Windsor and Maidenhead). Each site has one natural grass pitch supported by artificial fibres.

The project is only two years into collating research with information still being collected, however, its concept is to create additional capacity whilst ensuring the pitch is accessible in various weather conditions. Initial evidence of the pitches at Regents Park and Bisham Abbey is suggesting the pitch can withstand at least 20 hours of use a week but this is not definitive at this time.

Subject to the research considering the capital and revenue costs and if the research is positive then it could provide an option when looking at ways to improve (natural turf) pitch quality and the playing capacity.

### *Flooding*

There is a total of 27 sporting sites that are located on flooding Zone Two and/or Zone Three. For football these include the following sites.

Table 4.19: Football sites within flood zones across Shropshire<sup>15</sup>

Analysis area	Place plan	Site ID	Site name	Sport/s	Flood Zones	
					2	3
Central	Shrewsbury	115	Frankwell Recreation Ground	Football Cricket	Yes	Yes
North West	Ellesmere	25	Beech Grove Playing Fields	Football	Yes	Yes
North West	Oswestry	293	The Playing Fields	Football	Yes	Yes
South East	Albrighton	80	Clockmills	Informal football	Yes	Yes
South East	Bridgnorth	116	Friars Playing Fields	Football Cricket Rugby union	Yes	Yes
South East	Much Wenlock	356	Ironbridge Power Station	Lapsed Cricket & Football	Yes	Yes
South West	Church Stretton	44	Brooksbury Playing Fields	Football	Yes	Yes
South West	Church Stretton	236	Russels Meadow Ground	Football Cricket	Yes	Yes

Due to their locations addressing quality issues through drainage improvements can often be ineffective with options such as dedicated regular and routine maintenance regimes consider a more effective solution. If these sites do flood it is recommended relevant flood relief funds are applied for to address issues and alternative venues are found for clubs utilising the provision.

## Recommendations

- Protect existing quantity of pitches until all demand is being met (unless replacement provision meets Sport England requirements and is agreed upon and provided).
- Sustain pitch quality and seek improvements where necessary via utilisation of the FA's Pitch Improvement Programme and associated funding opportunities.
- Explore opportunities to gain long-term access to sites where community use is not currently offered.
- Work to accommodate future demand at sites which are not operating at capacity or at sites not currently available for community use that could be moving forward.
- Improve ancillary facilities where this is a clear need to do so.
- Ensure clubs playing within, or with aspirations to play within, the football pyramid can progress.
- Explore pitch reconfiguration where possible in order to alleviate pitch shortfalls
- Explore the reinstatement of pitches to alleviate shortfalls, particularly at Kynaston Road Recreation Ground, Radbrook Recreation Ground and Waincott Recreation Ground.
- Support Shawbury United FC in its aspirations to create its own site, only if the Club can secure long term tenure.
- Further determine the feasibility for relocation of Greenfields Sports Ground which will include suitable ancillary facilities.
- Monitor sites located on flood zones and carry out relevant improvements as required.
- In the longer term, explore the feasibility of carpet hybrid pitches if research is positive, as a potential solution with regards to flooding.
- Update the Local Football Facilities Plan for Shropshire in due course with findings from the PPOSS.

<sup>15</sup> Refer to Appendix Five for maps of all provision falling in the flood zones

## 4.2 Third Generation turf (3G) pitches

### Assessment Report summary

- ✦ **There is an insufficient supply of full size 3G pitches to meet current and anticipated future demand for football in Shropshire.**
- ✦ There are five full size 3G pitches in Shropshire that fully comply with the above specification. Most provision (two pitches or 40%) is located in the Central Analysis Area. The North East, North West and South each accommodate one pitch.
- ✦ In addition, there are also 20 smaller sized 3G pitches servicing Shropshire with all of them, except the pitch at HMP Stoke Heath available for community use.
- ✦ All full size floodlit 3G pitches, apart from RAF Shawbury, are either FIFA Pro, FIFA or FA certified and one the FA Pitch Register.
- ✦ Shawbury United FC and AFC Bridgnorth Spartans FC express aspirations to create full size 3G provision.
- ✦ Each pitch, apart from RAF Shawbury, is operating at capacity both midweek and at the weekend. There is usage of the 3G pitches in Shropshire to meet competitive demand.
- ✦ In Shropshire, all full size pitches are assessed as good quality.
- ✦ Of the 29 clubs that responded to consultation requests and state a demand for additional training facilities, all specifically stated a need for increased use of 3G pitches.
- ✦ All ancillary provision accompanying full size pitches, apart from London Road Sports Centre, are considered good quality with no issues with these facilities have been highlighted through consultation.
- ✦ On an analysis area level there is a need for an additional nine full size 3G pitch equivalents. This is broken down into three each in the Central and South East areas, two in the North East and 0.5 of a full size pitch each in the North West and South West analysis areas

### Scenarios

#### Accommodating football training demand

As evidenced in the preceding Assessment Report, in order to satisfy current football training demand (based on the FA's model of one full size 3G pitch being able to cater for 38 teams) there is a need for nine full size 3G pitch equivalents, three full size each in the Central and South East analysis areas, two full size in the North East and one smaller size 3G pitch each in the North West and South West analysis areas.

Table 4.20: Current demand for 3G pitches by analysis area in Shropshire

Analysis area	Current number of teams	Current requirement	Current number of full size 3G pitches	Current shortfall	Future number of teams <sup>16</sup>	Future requirement	Future shortfall
Central	188	4.94 - <b>5</b>	2	3	211	5.55 – <b>5.5</b>	3.5
North East	70	1.84- <b>2</b>	-	2	75	1.97 - <b>2</b>	2
North West	54	1.42 – <b>1.5</b>	1	0.5	57	1.5 – <b>1.5</b>	0.5
South	21	0.55 – <b>0.5</b>	1	-	23	0.60 - <b>1</b>	-
South East	123	3.23 - <b>3</b>	-	3	131	3.44 – <b>3.5</b>	3.5

<sup>16</sup> Based on increased demand forecasted from team generation rates and club aspirational demand, both re-applied to the Area where the club is based for training purposes

Analysis area	Current number of teams	Current requirement	Current number of full size 3G pitches	Current shortfall	Future number of teams <sup>16</sup>	Future requirement	Future shortfall
South West	20	0.52 – <b>0.5</b>	-	0.5	25	0.65 – <b>0.5</b>	0.5

As seen in the table above, when factoring in future demand the overall shortfall increases to a need for one full size pitch equivalent. This equates to demand equitable to one half size pitch each in the Central and South East analysis areas.

## ***Creating additional full size 3G pitches for football***

It should be noted that the feasibility of the creation of any 3G provision needs to be fully explored as part of the PPOSS Stage E review. The below outlines potential options for the creation of 3G provision by Analysis Area.

### *Central Analysis Area*

In the Central Analysis Area there is a current shortfall of three full size 3G pitches. As discussed in the preceding Assessment Report the creation of new full size 3G pitches should work towards providing one additional pitch at Shrewsbury Town Football Club to be managed and operated by Shrewsbury Town in the Community. In addition, the pitch would benefit from having at least one anchor community club tenant such as Shrewsbury Up & Comers FC.

A second 3G pitch should also be established to meet the demand from SAHA FC in the West of Shrewsbury. The Club is currently rent several sites for both its competitive and training demand, a total of 27 teams. It would benefit to centralise the majority of its demand to one site in order to sustain participation and create capacity for growth. A potential site option for such a development is the land being developed at Bowbrook for two primary schools, however, a detailed feasibility study would be required to understand the suitability of the location.

Finally, due to limitation on available land, a new third full size pitch could be established at a site with the infrastructure in situ to accommodate a development of this size, such as London Road Sports Centre or Shrewsbury Sports Village. This should be prioritised after the previous two mentioned projects.

### *North East Analysis Area*

There is a current shortfall of two full size 3G pitch equivalents within the North East Analysis Area. Potential options for these would be with the at the relocation of Greenfield Sports Ground, if the site is lost for housing, and the creation of a dedicated home site for Shawbury United FC, as discussed in the Assessment Report. Both of these options have multiple issues needed to be overcome before the consideration of creation of any 3G provision.

If these sites are not feasible moving forward, one pitch should be established to service the Market Drayton area whilst the other should service the Wem / Whitchurch area.

### *North West Analysis Area*

As the Ellesmere Place Plan area is serviced by a small size 3G pitch any new small size 3G provision within the North West Analysis Area is recommended to be located within the Oswestry Place Plan area. The majority of demand in this area is generated from Oswestry Boys & Girls Club (17 teams) therefore any provision established should take into consideration the clubs' requirements.

It should also be noted that St Martins FC has recently expressed interest in creating a partnership with St Martins School in order to establish a full size floodlit 3G pitch onsite. As the Club plays Step 6 football the facilities at the site would also need to meet the relevant criteria for it to play its home matches at the School.

### *South East Analysis Area*

Akin to the Central Analysis Area, there is a shortfall of three full size 3G pitches in the South East area. Based on levels of demand consideration should be given to develop full size 3G provision in both the Bridgnorth and Shifnal Place Plan areas. There is also demand to create a small size 3G pitch within the South West Analysis Area.

The majority of demand within the Bridgnorth Place Plan area (33 teams) is generated from the following three clubs; AFC Bridgnorth, AFC Bridgnorth Spartans and Bridgnorth Town Juniors FC, all of which have expressed a need to access more 3G provision for both competitive and training demand. Due to issues with flooding and available land there are limitations on where 3G provision could be established, however, if a pitch were to be established it would need to be in the locality of Bridgnorth with it recommended to have at one, or all, of the abovementioned clubs as an anchor tenant.

Regarding the Shifnal Place Plan area, Shifnal Town FC and Shifnal Harriers FC are keen to work in partnership with Idsall School to provide a 3G pitch on the School site with management responsibilities still to be discussed.

Due Shropshire's size there is a wide geographical spread of demand and as such there are limited available sites for another full size 3G pitch within the South East Analysis Area. The previous mentioned areas need to be prioritised, with the location of a third pitch to be discussed as part of the PPOSS Stage E process.

### *South West Analysis Area*

Similarly, the potential location for a small size 3G pitch in the South West Analysis Area has not been identified at this stage and will need further feasibility work to locate a suitable site.

### *World Rugby compliant 3G pitches*

World Rugby has produced a 'performance specification for artificial grass pitches for rugby', more commonly known as 'Regulation 22'. This contains the necessary technical detail to produce pitch systems appropriate for rugby union.

There are no World Rugby compliant 3G pitches in Shropshire. When any new full size 3G pitches are created within the Authority the feasibility of making them World Rugby Compliant should be examined particularly within the Shrewsbury, Oswestry and Bridgnorth place plan areas as these are the most populated settlements in the County.

## ***Recommendations***

- ✦ Protect current stock of 3G pitches and retain on the FA Pitch Register.
- ✦ Look to create additional 3G provision in the Central, North East, North West, South and South East analysis areas in order to alleviate identified shortfalls.
- ✦ Ensure that any new 3G pitches have community use agreements in place.
- ✦ Ensure all current and future providers have in place a sinking fund to ensure long-term sustainability.
- ✦ Ensure that all new 3G pitches are constructed to meet FA and FIFA recommended dimensions and quality performance standards.
- ✦ Encourage more match play demand to transfer to 3G pitches and ensure that pitches remain suitable to accommodate such demand through appropriate certification when it is required.
- ✦ Ensure that any new 3G pitches are priced competitively against the cost of hiring a grass pitches and are aimed at local grassroots clubs.
- ✦ When any new full size 3G pitches are created within the Authority the feasibility of making them World Rugby Compliant should be examined.
- ✦ Ensure discussions take place between the Council, EH, Shropshire FA and FF before any new 3G or hockey suitable provision is created to ensure stock sustainability.
- ✦ Update the Local Football Facilities Plan for Shropshire in due course with findings from the PPOSS.

## **4.3 Cricket pitches**

### ***Assessment report summary***

- ✦ **Overall, there is currently a sufficient supply of cricket squares in Shropshire to cater for current Sunday and Midweek demand, however, there is a shortfall of 29 match equivalent sessions a season for Saturday cricket.**
- ✦ There are 80 grass wicket squares in Shropshire located across 60 sites, of these, 61 are available for community use across 53 sites. All 19 grass squares that are not available for community use are located at schools.
- ✦ There are disused grass cricket squares at The Robert Jones and Agnes Hunt Othopedic & District Hospital Sports Field and Whittington Cricket & Bowling Club.
- ✦ In Shropshire, there are 19 NTPs that accompany grass wicket squares in addition to 17 standalone NTPs.
- ✦ Most clubs (67% or 32) in Shropshire have secure tenure at their home venues through ownership, long term lease or renting from Shropshire Council, Parish or Town Councils.
- ✦ Non-technical assessments found 60 grass wicket squares being good quality, nine standard quality and four poor quality (Harcourt Cricket Club, Hinstock Cricket Club, Unison Club and Hodnet Social Club).
- ✦ The audit of ancillary facilities determines that all but nine sites, that are currently accessed for affiliated cricket, are accompanied by either good or standard quality changing rooms.
- ✦ Although the majority of clubs are serviced by practice facilities, 14 clubs indicate through aspirations for additional or enhancements on their current training facilities.
- ✦ There are 51 clubs competing in Shropshire generating 257 teams. This equates to 138 senior men's, 17 senior women's and 90 junior boys' and 11 junior girls' teams
- ✦ Shifnal CC currently exports its third and fourth Saturday men's teams to its second ground that is located in South Staffordshire (approximately six miles away).
- ✦ There is anticipated future demand in Shropshire from ECB initiatives such as All Stars, Dynamos and Women & Girls Softball.
- ✦ Actual spare capacity for senior cricket is enough to accommodate an additional eight senior men's teams on Saturdays.
- ✦ There is overall actual spare capacity of 19 teams which could be established for Sunday cricket.

- There is enough junior peak time (midweek) available across Shropshire to accommodate an additional 66 junior teams
- There are nine sites in Shropshire considered to be overplayed by a total of 117 match equivalent sessions per season.

## Scenarios

### Loss of unsecured sites

There are 16 cricket clubs which have unsecure tenure at sites which they access.

Table 4.21: Summary of unsecure cricket demand across Shropshire

Analysis area	Place plan	Site ID	Site	Club	Amount of unsecure demand
Central	Shrewsbury	259	Unison Club (Column Cricket, Bowls & Tennis Club)	Column CC	38
Central	Shrewsbury	355	Alberbury Cricket Club	Alberbury CC	52
North East	Market Drayton	138	Hodnet Social Club	Hodnet & Peplow CC	12
North East	Market Drayton	202	Norton in Hales Community Sports Club	Norton in Hales CC	30
North East	Wem	93	Coton Hall Cricket Club	Coton Hall CC	10
North East	Wem	127	Harcourt Cricket Club	Harcourt CC	12
North East	Whitchurch	57	Calverhall Cricket Ground	Calverhall CC	17
North West	Ellesmere	128	Hardwick Park (Frankton Cricket Club)	Frankton CC	46
South	Cleobury Mortimer	77	Cleobury Mortimer Playing Field	Cleobury Mortimer CC	12
South	Ludlow	166	Ludlow Cricket Ground	Ludlow CC	54
South East	Bridgnorth	40	Bridgnorth Bowls, Cricket & Hockey Club	Bridgnorth CC	67
South East	Bridgnorth	53	Burwarton Cricket Club	Burwarton CC <sup>17</sup>	4
South East	Bridgnorth	237	Sandford Park	Claverley CC	28
South East	Broseley	17	Barrow Park	Willey CC	24
South East	Highley	238	Severn Centre	Highley CC	12
South West	Church Stretton	2	Acton Scott Cricket Club	Acton Scott Village CC	6
South West	Craven Arms	181	Millichope Park	Corvedale CC	16

If access to these sites was lost there will be a need to accommodate 423 match equivalent sessions per season elsewhere in Shropshire. This equates to 90 match equivalent sessions per season in the Central Analysis Area, 64 match equivalent sessions in the North East, 46 match equivalent sessions in the North West, 66 match equivalent sessions in the South, 135 match equivalent sessions in the South East and 22 match equivalent sessions in the South West Analysis Area.

There is no capacity to accommodate additional demand at senior peak time across the Authority. Therefore, there would be a need to create new provision in each analysis area if any of these clubs were to lose access to their existing sites. Any new provision created would also need to meet ECB ball strike regulations.

Alternatively, an option would be to secure tenure for the above clubs at their current sites through a long-term lease or licence agreement with the owners. For example, Alberbury CC indicates it is in negotiations with Oxford College to formalise a long term lease for the use of Alberbury Cricket Club. In addition, Bridgnorth CC currently leases Bridgnorth Bowls, Cricket & Hockey Club from the Apley Estates until 2021 and has aspiration to renegotiate a new longer term lease on the site.

## *Alleviating overplay*

As seen in the table below, a total of nine sites in Shropshire considered to be overplayed by a total of 117 match equivalent sessions per season.

The overplay on grass cricket squares in Shropshire derives from four analysis areas. The Central Analysis Area has overplay totalling 38 match sessions per season, the North East Analysis Area which has overplay totalling 42 match sessions per season, the North West Analysis Area has overplay totalling 13 match sessions per season and the South East Analysis Area has overplay totalling 24 match sessions per season.

*Table 4.22: Summary of overplay on grass cricket squares across Shropshire*

Analysis area	Place plan	Site ID	Site name	Number of squares	Overplay (matches per season)
Central	Shrewsbury	259	Unison Club (Column Cricket, Bowls & Tennis Club)	1	38
North East	Market Drayton	113	Falcon Fields (Woore Cricket Club)	1	18
North East	Market Drayton	138	Hodnet Social Club	1	12
North East	Wem	127	Harcourt Cricket Club	1	12
North West	Ellesmere	112	Ellesmere Cricket Club	1	5
North West	Oswestry	148	Knockin & Kinnerly Cricket Ground	1	8
South East	Bridgnorth	40	Bridgnorth Bowls, Cricket & Hockey Club	1	17
South East	Bridgnorth	296	The Quatt Oval	1	1
South East	Bridgnorth	360	Alveley Cricket Club - Four Oaks Ground	1	6
<b>Total</b>				<b>9</b>	<b>117</b>

As a guide, those sites which display overplay of less than 10 matches per season (The Quatt Oval, Ellesmere Cricket Club, Knockin & Kinnerly Cricket Ground and Alveley Cricket Club – Four Oaks Ground) are generally able to sustain this with appropriate and rigorous maintenance.

For Unison Club (Column Cricket, Bowls & Tennis Club), Hodnet Social Club and Harcourt Cricket Club the majority of overplay can be alleviate through improving square and outfield quality from poor to good quality through enhanced levels of regular maintenance. If each square was improved to good quality overplay would be fully alleviated at Hodnet Social Club and Harcourt Cricket Club and overplay at Unison Club (Column Cricket, Bowls & Tennis Club) would be reduced to less than 10 match per season.

For Bridgnorth Bowls, Cricket & Hockey Club, one solution could be to consider installing non-turf wickets to accompany the grass wickets. Please note that inclusion of a non-turf wicket for the management of fixtures would not alleviate all of the overplay issues, this would also be subject to league rules and minimum pitch specifications (the overall ground size is 115m which can accommodate a nine strip square (see ECB S9 pitch layout). Where possible the addition of a non-turf wicket could be considered for junior cricket (up to U15s) and potentially lower league cricket which will take the burden off remaining wickets due to intensification of use. They currently send their third team to another venue and when their girls reach 13 years of age they are encouraged to join another club, which has a detrimental effect on the sustainability and growth of the game.

Potential options to alleviate overplay at Falcon Fields (Woore Cricket Club) are limited as the provision is already good quality and the square is accompanied by an NTP. It is recommended, where possible, there is greater utilisation of the onsite NTP in order to reduce overplay. In addition, it should be examined if there can possibly be any additional grass wicket established on the square in order to increase capacity. As the current level of overplay is not too extensive it is recommended the Club attempt the abovementioned options to make the overplay manageable before examining other options such as the transfer of demand off the site. They are currently going through remedial works on their outfield where there were significant undulations in the outfield these are being made good by filling in with new soil/grass. This will not alleviate the overplay but will allow improved use of their outfield for practice.

## *Future demand*

The table below shows a summary of quantified club aspirations for future demand, as informed through consultation. It should be noted that preceding Assessment report identified peak time for the senior men, senior women and junior teams, this equates to Saturday, Sunday and Midweek respectively.

*Table 4.23: Summary of future demand (club aspirations)*

Analysis area	Place plan	Club	Future demand			
			Senior men	Senior women	Junior	Total
Central	Pontesbury & Minsterley	Pontesbury CC	1	2	2	5
Central	Shrewsbury	Alberbury CC	1	1	3	5
Central	Shrewsbury	Beacon CC	-	2	-	2
Central	Shrewsbury	Bomere Heath CC	-	-	2	2
Central	Shrewsbury	Cound CC			1	1
Central	Shrewsbury	Wroxeter & Uppington CC	1	-	-	1
North East	Market Drayton	Hinstock CC	-	1	1	2
North East	Market Drayton	Norton in Hales CC	-	-	3	3
North East	Market Drayton	Woore CC		1	1	2
North East	Wem	Wem CC	-	1	1	2
North East	Whitchurch	Calverhall CC	1	-	1	2
North East	Whitchurch	Prees CC	1	-	-	1
North East	Whitchurch	Whitchurch CC	-	1	-	1
North West	Ellesmere	Frankton CC	-	1	1	2
North West	Oswestry	Cae Glass CC	-	-	1	1
North West	Oswestry	Whittington CC <sup>18</sup>	1	-	-	1

<sup>18</sup> The Club folded in 2019, however, aspires to establish a senior men's team for the 2020 season.

## SHROPSHIRE COUNCIL STRATEGY & ACTION PLAN

Analysis area	Place plan	Club	Future demand			
			Senior men	Senior women	Junior	Total
South	Ludlow	Ludlow CC	1	1	-	2
South East	Albrighton	Albrighton CC	-	-	1	1
South East	Bridgnorth	Alveley CC	1	2	3	6
South East	Broseley	Broseley CC	1	-	1	2
South East	Highley	Chelmarsh CC	1	-	-	1
South East	Shifnal	Shifnal CC	-	1	2	3
South West	Church Stretton	Church Stretton CC	-	1	1	2
<b>Total</b>			<b>10</b>	<b>15</b>	<b>25</b>	<b>50</b>

Of clubs that responded to consultation, total future growth totals ten senior men's ten senior women's and 25 junior teams.

*Table 4.24: Summary of future demand (club aspirations)*

Analysis area	Place plan	Number of teams			
		Senior men's (Saturday)	Senior women's (Sunday)	Junior (Midweek)	Total
Central	Pontesbury & Minsterley	1	1	2	4
	Shrewsbury	2	2	6	10
North East	Market Drayton	-	2	5	7
	Wem	-	-	1	1
	Whitchurch	2	1	1	4
North West	Ellesmere	-	1	1	2
	Oswestry	1	-	1	2
South	Ludlow	1	1	-	2
South East	Albrighton	-	-	1	1
	Bridgnorth	1	2	3	6
	Broseley	1	-	1	2
	Highley	1	-	-	1
	Shifnal	-	-	2	2
South West	Church Stretton	-	-	1	1

This is expressed by 14 teams in the Central Analysis Area, 12 teams in the North East, four in the North West, two in the South, 12 in the South East and one in the South West. Using the above club aspirational demand information, the potential future capacity for cricket squares across Shropshire can be analysed for Saturday, Sunday and Midweek cricket.

### *Future Saturday cricket capacity balance*

The table overleaf looks at capacity for Saturday senior cricket when taking into consideration the abovementioned future club aspirational demand.

For this, please note that future demand is converted from squares to match equivalent sessions. This is calculated by using the average number of matches played per season by senior teams (11) multiplied by the number of club aspirational teams for additional senior men's teams in each analysis area.

Table 4.25: Capacity balance of grass cricket squares for Saturday cricket

Analysis area	Actual spare capacity (match sessions per season)	Demand (match sessions per season)		
		Overplay	Future demand	Future total
Central	11	38	33	60
North East	22	42	22	42
North West	-	13	11	24
South	-	-	11	11
South East	33	24	33	24
South West	22	-	-	22
<b>Total</b>	<b>88</b>	<b>117</b>	<b>110</b>	<b>139</b>

Analysis suggests that if all club aspirational future demand is actualised there would be a substantial overall shortfall for senior Saturday cricket equating to 139 match equivalent sessions per season. This being said there would be marginal capacity in the South West only Analysis Area.

In addition, of the 10 clubs which state future demand for an additional senior men's team only five have actual spare capacity to accommodate another team on a Saturday. These are Wroxeter & Uppington CC (Wroxeter & Uppington Cricket Club), Calverhall CC (Calverhall Cricket Ground), Prees CC (Prees Cricket and Recreation Club), Chelmarsh CC (Chelmarsh Sports & Social Club and Whittington CC (Whittington Cricket & Bowling Club)

The remaining clubs do not have suitable capacity for further demand on a Saturday, these are listed in the table overleaf in addition to potential sites which could accommodate their future demand. These sites are located within the same analysis area as the clubs and have spare capacity on a Saturday.

Table 4.26: Capacity balance of grass cricket squares for Saturday cricket

Analysis area	Place plan	Site ID	Site Name	Club name	Comments
Central	Pontesbury & Minsterley	218	Pontesbury Playing Fields	Pontesbury CC	One option is to develop their existing site to incorporate a Junior/Women's Square but improved ancillary facilities would be required.
	Shrewsbury	355	Alberbury Cricket Club	Alberbury CC	One option is to develop their existing site to incorporate a Junior/Women's Square but improved ancillary facilities would be required
South	Ludlow	166	Ludlow Cricket Ground	Ludlow CC	The Club could potentially use Moor Park School to accommodate additional demand however tenure would need to be secured.
South East	Bridgnorth	360	Alveley Cricket Club – Four Oaks Ground	Alveley CC	The Club could potentially use is former site Alveley Recreation Ground to accommodate future demand however tenure would need to be secured.
	Broseley	47	Broseley Cricket Club	Broseley CC	The Club could potentially use Severn Centre to accommodate future demand however tenure would need to be secured. OR Corvedale CC, Much Wenlock CC or Willey CC

If the above-mentioned sites cannot be used to actualise future aspirational demand from these clubs there would be a need create new provision within the Central, South and South East Analysis Area to actualise future demand.

## *Future Sunday cricket capacity balance*

The table overleaf looks at capacity for Sunday senior cricket when taking into consideration future club aspirational demand.

For this, please note that future demand is converted from squares to match equivalent sessions. This is calculated by using the average number of matches played per season by senior teams (11) multiplied by the number of club aspirational teams for additional senior women's teams in each analysis area.

Across Shropshire a substantial number of clubs report aspirations to increase the number of women's teams they field. Therefore, any potential future demand generated from the ECB initiative for women's and girls' softball is incorporated within this figure of the overall future demand for 10 additional women's teams.

*Table 4.27: Capacity balance of grass cricket squares for Sunday cricket*

Analysis area	Actual spare capacity (match sessions per season)	Demand (match sessions per season)		
		Overplay	Future demand	Future total
Central	66	38	33	5
North East	55	42	33	20
North West	-	13	11	24
South	-	-	11	11
South East	55	24	22	9
South West	33	-	-	33
<b>Total</b>	<b>209</b>	<b>117</b>	<b>110</b>	<b>18</b>

Analysis suggests that if all club aspirational future demand is actualised there would be an overall shortfall for senior Sunday cricket equating to 18 match equivalent sessions per season. However, there would be marginal capacity in the South West only Analysis Area.

Furthermore, of the nine clubs which state future demand for a senior women's team only one, Beacon CC, has actual spare capacity to accommodate additional demand on a Sunday at Frankwell Recreation Ground.

The remaining clubs do not have suitable capacity for further demand on a Sunday, these are listed in the table overleaf in addition to potential sites which could accommodate their future demand. These sites are located within the same analysis area as the clubs and have spare capacity on a Sunday.

Table 4.28: Capacity balance of grass cricket squares for Saturday cricket

Analysis area	Place plan	Site Id	Site Name	Club name	Comments
Central	Pontesbury & Minsterley	218	Pontesbury Playing Fields	Pontesbury CC	
	Shrewsbury	355	Alberbury Cricket Club	Alberbury CC	
North East	Market Drayton	113	Falcon Fields (Woore Cricket Club)	Woore CC	The Club could potentially use Market Drayton Community Amateur Sports Club accommodate additional demand however tenure would need to be secured. Which they have done during 2020 whilst their ground works are carried out. It must be said this was done as Market Drayton decided not to run a team during 2020 because of the short season and COVID implications.
	Market Drayton	133	Hinstock Cricket Club	Hinstock CC	Future demand can be accommodated on the site however pitch quality needs to be improved.
	Whitchurch	130	Heath Road Ground	Whitchurch CC	The limited amount of spare capacity on the site cannot accommodate a senior women's team on a Sunday, The Club could potentially use Calverhall Cricket Ground or Prees Cricket and Recreation Club to accommodate additional demand however tenure would need to be secured
North West	Oswestry	128	Hardwick Park	Frankton CC	The limited amount of spare capacity on the site cannot accommodate a senior women's team on a Sunday, Limited options available to accommodate any further demand in the Analysis Area. Unless there were improvements at Whittington CC, which could then be considered.
South	Ludlow	166	Ludlow Cricket Ground	Ludlow CC	The Club could potentially use Moor Park School to accommodate additional demand however tenure would need to be secured.
South East	Bridgnorth	360	Alveley Cricket Club – Four Oaks Ground	Alveley CC	The Club could potentially use is former site Alveley Recreation Ground to accommodate future demand however tenure would need to be secured.

If the above-mentioned sites cannot be used to actualise future aspirational demand from these clubs there would be a need create new provision within the Central, North East, North West South and South East Analysis Area to actualise future demand.

## *Future Midweek cricket capacity balance*

The table below looks at capacity for Midweek cricket when taking into consideration future club aspirational demand.

For this, please note that future demand is converted from squares to match equivalent sessions. This is calculated by using the average number of matches played per season by junior teams (four) multiplied by the number of club aspirational teams for additional senior women's teams in each analysis area.

Across Shropshire a substantial number of clubs report aspirations to increase the amount of junior teams they field. Therefore, any potential future demand generated from the ECB initiative for Dynamos or All Stars Cricket is incorporated within this figure of the overall future demand for 25 additional women's teams.

*Table 4.29: Capacity balance of grass cricket squares for junior cricket*

Analysis area	Actual spare capacity (match sessions per season)	Demand (match sessions per season)		
		Overplay	Future demand	Future total
Central	84	38	32	14
North East	72	42	28	2
North West	8	13	8	13
South	-	-	-	
South East	64	24	28	12
South West	36	-	4	32
<b>Total</b>	<b>264</b>	<b>117</b>	<b>100</b>	<b>47</b>

Analysis suggests that if all club aspirational future demand is actualised there would be a overall capacity to accommodate future demand however there would be a minimal shortfall of 13 match equivalent sessions in the North West Analysis Area.

This shortfall is considered to marginal with measures such as creation of NTPs Hardwick Park, Knockin & Kinnerly Cricket Club and Ellesmere Cricket Club in addition to greater utilisation of the NTP at Gatacre Playing Fields alleviating this demand – this needs replacement it is not in a condition where match play can take place..

## *Future demand conclusion*

As discussed above there are issues finding suitable capacity to accommodate future demand on a Saturday and Sunday whereas there is considered enough capacity for midweek demand, with the creation of more and greater utilisation of NTPs within the North West Analysis Area.

If clubs cannot access other sites within their Analysis Area to accommodate future demand or make qualitative improvements as suggested there would be a need to create additional cricket provision. The following sites are either operating at capacity or would find accommodating future demand problematic.

Table 4.30: Site which would find accommodating future demand problematic

Analysis area	Place plan	Site ID	Site Name	Club name
Central	Pontesbury & Minsterley	218	Pontesbury Playing Fields	Pontesbury CC
	Shrewsbury	249	Shrewsbury Cricket Club	Shrewsbury CC
	Shrewsbury	350	Shelton Recreation Ground	Shelton CC
	Shrewsbury	355	Alberbury Cricket Club	Alberbury CC
North East	Market Drayton	113	Falcon Fields (Woore Cricket Club)	Woore CC
	Market Drayton	133	Hinstock Cricket Club	Hinstock CC
	Wem	1	Acton Reynald Cricket Club	Acton Reynald CC
	Whitchurch	130	Heath Road Ground	Whitchurch CC
North West	Ellesmere	112	Ellesmere Cricket Club	Ellesmere CC
	Oswestry	128	Hardwick Park	Frankton CC
	Oswestry	209	Oswestry Cricket Club	Oswestry CC
South	Ludlow	166	Ludlow Cricket Ground	Ludlow CC
South East	Bridgnorth	40	Bridgnorth Bowls, Cricket & Hockey Club	Bridgnorth CC
	Bridgnorth	360	Alveley Cricket Club – Four Oaks Ground	Alveley CC
	Shifnal	244	Priorslee Road	Shifnal CC

Therefore, the above mentioned clubs/sites should be monitored on an annual basis to ensure their provision meets their levels of demand. If future capacity issues arise the feasibility of creating additional capacity at these sites, or creation of new provision, should be examined with the ECB, SCB and Shropshire Council.

### *Cricket Specific Supplementary Information*

Since the production of the proceeding Assessment report there has been further analysis carried out by Shropshire Cricket and the ECB on particular sites across the Authority which are deemed to be potentially problematic. These problems range for the abovementioned issues with future capacity or qualitative problems regarding ancillary or playing provision.

These issues are outlined in greater detailed below and will be factored later in the document in both Part 6: Action Plan and Part 7: Housing Growth Scenarios.

**Pontesbury Playing Fields (Pontesbury CC)** – the Club has a rapidly expanding Women's Section and already has a well-established Junior Section. In addition, it also has an excellent relationship with neighbouring schools with its catchment area covering demand for a lot of the South West of Shropshire and West of Shrewsbury.

There is a need for the development of a second pitch (A five wicket grass square to include an NTP) within the boundary of their current site which could be dedicated to Junior and Women & Girls cricket. The ancillary facilities at Pontesbury Playing Fields are in need of expansion to accommodate current and future demand with the Club currently in discussions with the Parish Council regarding this site development. Football also utilised the site which has been identified to accommodate the cricket expansion plans.

**Shrewsbury Cricket Club (Shrewsbury CC)** – the Club is constrained by its one pitch site, due to its own demand and also the requirements of the County sides, putting excessive pressure on site already close to peak demand. The Club would like to expand its Junior and Women and Girls participation, but the capacity of the site is restrictive.

**Frankwell Recreation Ground** – without imminent improvements to the ancillary facilities the future of the clubs playing from this site could be under threat as the fabric, size and facility offering have deteriorated in recent years. The Town Council do have 106 monies to improve the surrounding grass facility and monies set aside for the extension to the existing building, it could require additional investment due to the extent of the deterioration to the building in recent times.

**The Kynaston Ground (Wem CC)** - the site currently has sufficient capacity; however, the Club has seen a rapid rise in Women's activity and its Juniors have not been expanded on due to a lack of volunteers. As part of the Clubs Development Plan it plans to reignite this which in turn potentially start to put the facility under strain. There is an excellent relationship between the Club and Thomas Adams School who may be able to accommodate if there was some investment into its facilities including another NTP appropriately positioned for Junior activity in the outfield.

**Heath Road Ground (Whitchurch CC)** – the Club is in discussions with a developer of an adjacent site to expand the existing facility which is much needed as its Junior section continues to expand. The Club used to utilise cricket at Whitchurch Sports & Leisure Centre which became unsafe (permanent running track lines on outfield) and not well maintained. The development would require another six wicket square, changing rooms and potentially a NTP.

**Ellesmere Cricket Club (Ellesmere CC)** – as mentioned above the site is located within a flood zone and therefore has very poor drainage. When the Club cannot access the site, it utilises provision at Ellesmere College until the ground has dried out but this it is not conducive to the sustainability of the Club. The ancillary facilities at Ellesmere Cricket Club are very dated and is unfit for purpose to attract Juniors and Women and Girls. It is anticipated the Club will struggle to grow or sustain levels of participation based on the quality issues of the playing provision and ancillary facilities.

**Oswestry Cricket Club (Oswestry CC)** - the Club is the major club in the market town and operate from a one pitch site which cannot accommodate the potential demand due to the surrounding site size. It has used Oswestry School for overflow of senior teams which could be considered again but if the Club are to realise its full potential an expansion or movement to another site would be advantageous.

Additionally, Oswestry CC is located near large primary and secondary schools meaning an increase demand could easily be achievable if additional capacity were to be established. The Club could utilise the Gateacre Playing Fields however if it did so it is anecdotally suggested that it would lose identity and the socialisation of families, which could reduce or stagnate demand.

**Whittington Cricket and Bowling Club** – this site has been identified by Shropshire Cricket as ideal for a North Western hub for Women and Girls cricket. Clubs in the sites immediate location such as Oswestry CC and Knockin & Kinnerley CC both have fledgling female cricket sections which could combine to a regional hub as both of their existing sites only house one pitch and experience capacity issues. The facility would need some investment to make them accommodating along with the reinstatement of the square.

**Bridgnorth Bowls, Cricket & Hockey Club (Bridgnorth CC)** – the Club has recently agreed a new lease, which should be finalised in the coming weeks (September 2020). Its current site is overused, resulting in it having to send its 13 year plus girls to other clubs and its third men's team currently play at The Quatt Oval. Furthermore, it has a Junior section boasting over 200 children which are in imminent need of an alternative site.

The Club has commenced discussions regarding a piece of land left of Bridgnorth Bowls, Cricket & Hockey Club in a will from its recently deceased President who was the owner of local Estate Agents. It has prepared initial documents surrounding the site and its proposed usage. This will require the development of the site to include a “basic” pavilion as they would still want the social side of the Club to be carried out at its existing site with the primary use for its Juniors, Women and Girls and 3rd team.

**Alveley Cricket Club Four Oaks Ground (Alveley CC)** – the Club aspirations can be managed utilising their new site (Four Oaks Ground) and any overflow by re-establishing links with its old site, Alveley Recreation Ground.

**Priorslee Road (Shifnal CC)** – the Club host a lot of County Senior and Junior activity which puts the facility under strain. It is detrimental to the future development of cricket in the area that a local site secondary square should be sought with ideally a two square development or an adjacent/nearby single square site.

### *Ironbridge Power Station*

Ironbridge Power Station (South East Analysis Area) is identified as strategic site for having potential to contribute to achieving the aspirations of the Economic Growth Strategy for Shropshire, although it is situated on the border with the neighbouring authority of Telford & Wrekin. The site was purchased in 2018 by the Haworth Group with its emerging proposal of the site involving a mixed development including but not limited to around 1,000 houses, employment land, retirement village, local services, leisure facilities and significant areas of green infrastructure.

The site currently has a disused sports field that previously hosted two adult football pitches and a five wicket grass cricket square in addition to a poor quality clubhouse. The Haworth Group reports this area is proposed to be retained as part of the above mentioned masterplan.

Anecdotal evidence suggests there is a shortfall of cricket provision in the south of Telford & Wrekin which is located adjoining the South East Analysis Area of Shropshire. Additionally, with the potential anticipated future growth in population surrounding the Ironbridge Power Station there may be a future requirement for the disused cricket provision on the site to be reinstated or mitigated.

Currently there is overplay amounting to 24 match equivalent sessions within the South East Analysis Area within Shropshire. To alleviate this shortfall, there would be a need to create a good quality square with a minimum of five senior grass wickets.

This being said, creation of such provision realistically would alleviate all this overplay as only selective clubs could use the site based on its geographical location. Potential clubs within the locality of the Ironbridge Power Station site are Much Wenlock CC, Broseley CC, Shifnal CC, Willey CC and Wroxeter & Uppington CC.

## Flooding

As outlined in greater detail in Part 5: Strategic Recommendations there are a total of 27 sporting sites that are located on flooding Zone Two and/or Zone Three. For cricket that involves the following sites.

Table 4.31: Cricket sites within flood zones across Shropshire<sup>19</sup>

Analysis area	Place plan	Site ID	Site name	Sport/s	Flood zones	
					2	3
Central	Shrewsbury	115	Frankwell Recreation Ground	Football Cricket	Yes	Yes
North West	Ellesmere	112	Ellesmere Cricket Club	Cricket	Yes	
South East	Bridgnorth	116	Friars Playing Fields	Football Cricket Rugby union	Yes	Yes
South East	Much Wenlock	356	Ironbridge Power Station	Lapsed Cricket & Football	Yes	Yes
South West	Church Stretton	236	Russels Meadow Ground	Football Cricket	Yes	Yes

Due to their locations addressing quality issues through drainage improvements can often be ineffective with options such as dedicated regular and routine maintenance regimes consider a more effective solution. If these sites do flood it is recommended relevant flood relief funds are applied for to address issues and alternative venues are found for clubs utilising the provision.

## Recommendations

- Protect all cricket squares in current use.
- Work with clubs and grounds staff to review quality issues on squares to ensure appropriate quality is achieved at sites assessed as standard and sustained at sites assessed as good.
- Assist in the reinstatement of cricket demand at Whittingham Cricket & Bowling Club.
- Look to reinstate lapsed cricket provision at Ironbridge Power Station using housing developer contributions.
- Ensure security of tenure for all clubs with lease arrangements in place by ensuring agreements have over 25 years remaining.
- Support pavilion developments where it is required.
- Explore options to provide clubs capacity for future demand including square quality improvements, creation of NTPs, securing tenure and secondary sites or creating new provision if required.
- Any new cricket provision created should have a ball strike assessment carried out as a matter of due course. Where new housing or building developments are under consideration within proximity to existing facilities a ball strike risk assessment should be undertaken. In addition, any clubs which could be potentially affected by this issue should be signposted to the ECB.
- Deliver the All Stars Cricket, Dynamos and women & girls programmes and seek to increase junior and female participation as a result.
- Work to increase women and girls' participation in line with the emerging Inspiring Generations ECB Strategy and protect existing provision so that women and girls have a suitable place to practise and play.

<sup>19</sup> Refer to Appendix Five for maps of all provision falling in the flood zones

- Monitor sites located on flood zones and carry out relevant improvements when required.
- Using supplementary information provided by the Shropshire Cricket and the ECB look to address capacity and/or quality issues at Pontesbury Playing Fields, Shrewsbury Cricket Club, Frankwell Recreation Ground, Heath Road Ground, The Kynaston Ground, Ellesmere Cricket Club, Oswestry Cricket Club, Bridgnorth Bowls, Cricket & Hockey Club, Alveley Cricket Club Four Oaks Ground / Alveley Recreation Ground and Priorslee Road.

### 4.4 Rugby union - grass pitches

#### *Assessment report summary*

- Overall, there is a current shortfall of 13.5 match equivalent sessions per week on senior rugby union pitches to meet current demand.**
- This is further exacerbated when considering future demand, resulting in a future shortfall of 21.75 match equivalent sessions.
- Within Shropshire there are 58 senior pitches, six junior pitches and 31 mini pitches provided, with all but five pitches being available for community use. This in total amounts to 95 pitches. Of these 95 pitches, 75 (79%) are available for community use across 30 sites.
- A total of eight clubs (73%) have secure tenure at their home venue through either freehold or long term lease. The remaining three clubs (Market Drayton RFC, Shifnal Saxons RFC and Church Stretton RFC) are considered to have unsecure tenure.
- Bridgnorth RFC and Oswestry RFC both have ambitions to create individual home sites where all their respective demand can be accommodated.
- Market Drayton RFC reports Greenfields Sports Ground has been identified in the Neighbourhood Local Plan for potential housing development.
- Ludlow RFC aspires to create an additional senior pitch on an area of land known locally as Linney Park.
- Of the community available pitches in Shropshire, 26 are assessed as good quality, 15 as standard and 29 as poor.
- Pitches at Shrewsbury Rugby Club, Whitchurch Rugby Football Club, Edgar Davies Ground, Severn Park and Swancote Energy Park are all assessed as good quality due to the high levels of sustained maintenance carried out by the respective clubs.
- There are nine sites used by clubs in Shropshire which accommodate at least one poor quality pitch.
- It should be noted that since club consultation and non-technical assessments took place in January 2020 this has affected pitches at Edgar Davies Ground, Severn Park and Ludlow Rugby Football Club.
- Bridgnorth RFC and Oswestry RFC both have aspirations to improve the ancillary provision they access.
- There are 11 community rugby union clubs based in Shropshire providing a total of 93 teams. This is divided into six ad hoc senior Vets/Social teams, two senior women's, 21 senior men's, three junior girls', 23 junior boys' and 38 mini teams.
- Overall, seven clubs in Shropshire report future aspirations to create a total of 18 teams which equates to 8.25 match equivalent sessions on senior pitches.
- Of the seven clubs that have ambitions to increase participation, five (71%) specifically state aspirations to directly expand their women and girls' offering by at least one team.
- In total there are two match equivalent sessions of actual spare capacity on senior pitches at Shrewsbury Rugby Club (Central Analysis Area) and 2.5 match equivalent sessions of actual spare capacity on senior pitches at Whitchurch Rugby Club (North East Analysis Area).
- There are eight pitches across six sites in Shropshire which are overplayed by a total of 18 match equivalent sessions per week.

## Scenarios

### *Bishop Castle & Onny Valley RFC – Bishop Castle & Onny Valley Rugby Club*

Bishop Caste RFC currently accessing one poor quality (M0/D1) senior floodlit pitch for both its training and competitive demand from its two senior men's teams. This result in the pitch being overplayed by 0.5 match equivalent sessions a week.

The table below, examines the impact on improving both maintenance and drainage would have on the capacity of the pitch.

*Table 4.32: Improving pitch quality at Bishop Castle & Onny Valley Rugby Club*

Analysis area	Place plan	Site ID	Site name	No. of pitches	Pitch type	Floodlit?	Current quality	Current capacity rating <sup>20</sup>	Improved quality	New capacity rating <sup>21</sup>
South West	Bishop's Castle	32	Bishop Castle & Onny Valley Rugby Club	1	Senior	Yes	Poor (M0/D1)	0.5	Standard (M1/D1)	
									Standard (M1/D2)	0.5
									Good (M2/D1)	1
									Good (M2/D2)	1.75

As shown above, in order to alleviate the overplay on the pitch there would be a need to improve the maintenance on the pitch by one increment. Any further improvements to pitch quality through either maintenance or drainage enhancement would create capacity.

### *Bridgnorth RFC*

As seen in the table overleaf, Bridgnorth RFC currently utilises provision at Edgar Davies Ground, Severn Park and Swancote Energy Park. Of which only Severn Park is overplayed by two match equivalent sessions as it is utilised for both training and competitive demand.

<sup>20</sup> Match equivalent sessions include both training and competitive demand

<sup>21</sup> Match equivalent sessions

Table 4.33: Summary of pitches used by Bridgnorth RFC

Analysis area	Place plan	Site ID	Site name	No. of pitches	Pitch type	Floodlit?	Current quality	Current capacity rating <sup>22</sup>
South East	Bridgnorth	109	Edgar Davies Ground (Bridgnorth RFC)	Senior	1	No	Good (M2/D1)	2
South East	Bridgnorth	239	Severn Park	Senior	2	Yes	Good (M2/D1)	2
South East	Bridgnorth	358	Swancote Energy Park	Mini	6	No	Good (M2/D1)	15
South East	Bridgnorth	358	Swancote Energy Park	Junior	1	No	Good (M2/D1)	2.5
South East	Bridgnorth	358	Swancote Energy Park	Senior	2	No	Good (M2/D1)	4.5

The Edgar Davies Ground and Severn Park are both located on flood zones. As a result, carrying out any improvements to the drainage on these sites would have limited effectiveness. Therefore, in order to alleviate the shortfalls at Severn Park, as maintenance is already maximised, competitive or training demand needs to be transferred off the pitches. Potential options would be transferring demand onto the Edgar Davies Ground; however, this would require installing floodlights on the pitch. Alternatively, demand could be relocated to Swancote Energy Park but this would require securing tenure on the site and creation of portable/ permanent floodlights.

The Club also has ambitions to create a permanent clubhouse facility at the Edgar Davies Ground. As previously stated, the site is located on a flood zone and any future building developments would need to take this into consideration in order to reduce future complications.

## Clee Hill Rugby Club

There are two senior pitches located at Clee Hill Rugby Club both of which is poor quality (M0/D1). Neither of which are fully floodlit. As shown below, if both pitches at Clee Hill Rugby Club are improved from a M0/D1 to minimum quality of M1/D1 current levels of overplay would be reduced to 0.75 match equivalent sessions. In fact, in order to fully alleviate the current levels of overplay there would be a need to improve pitch quality to a minimum quality of M2/D1.

This being said, when taking into consideration future levels of aspirational demand from Clee Hill RFC (3.75 match equivalent sessions) even if pitch quality was improved to a maximum quality of M2/D3 there would still be overplay on the site.

<sup>22</sup> Match equivalent sessions include both training and competitive demand

Table 4.34: Impact on current and future capacity from maintenance and drainage improvements for Clee Hill RFC

Analysis area	Place plan	Site ID	Site name	No. of pitches	Pitch type	Floodlit?	Current quality	Current capacity rating <sup>23</sup>	Improved quality	New capacity rating <sup>24</sup>
South	Ludlow	76	Clee Hill Rugby Club (Tenbury Road)	2	Senior	No	Poor (M0 / D1)	1.25	Standard M0/D2	0.75
									Standard (M1/D1)	0.75
									Standard (M1/D2)	0.25
									Good (M2/D1)	0.25
									Good (M2/D2)	0.5

Therefore, in addition to pitch improvements through maintenance enhancements the Club should be assisted in accessing additional pitch provision. Anecdotal evidence suggests the Club is enquiring to use land adjacent to its site to create more rugby union provision for its mini and junior teams. If successful this would alleviate future shortfalls, however as stated, pitch improvements would also still be required. It should be noted that the Club has recently received Sport England Community Asset Funding for pitch levelling and drainage equating to £30k (2020).

## Ludlow Rugby Football Club

There are two senior pitches located at Ludlow Rugby Football Club one which is standard quality (M1/D1) and one which is poor quality (M1/D0). Neither of which are fully floodlit. As discussed in the proceeding assessment report Ludlow Rugby Club is in the process of floodlighting its standard quality pitch.

In addition, the Club has aspirations to start using the area of land located in front of its clubhouse known as Linney Park. It plans to use this area of land to accommodate its mini demand.

The table below, examines the impact on improving maintenance on both pitches. It also examines the impact of installing floodlighting on one pitch in conjunction to the removal of all mini demand, based on if these teams start to use Linney Park for their demand.

<sup>23</sup> Match equivalent sessions include both training and competitive demand

<sup>24</sup> Match equivalent sessions include both training and competitive demand

Table 4.35: Improving pitch quality at Ludlow Rugby Football Club

Analy sis area	Place plan	Site ID	Site name	No. of pitches	Pitch type	Floodlit?	Current quality	Competitive demand (per week) <sup>25</sup>	Training sessions (per week) <sup>26</sup>	Current capacity rating <sup>27</sup>	Improved quality	New capacity rating <sup>28</sup>
South	Ludlow	168	Ludlow Rugby Football Club	1	Senior	No	Standard (M1 / D1)	1.5	-	0.5	Good (M2 / D1)	1.5
South	Ludlow	168	Ludlow Rugby Football Club	1	Senior	No	Poor (M1 / D0)	1	0.5		Standard (M2 / D0)	0.5
<b>Impact of maintenance improvements, transferal of demand and floodlighting</b>												
South	Ludlow	168	Ludlow Rugby Football Club	1	Senior	Yes	Standard (M1 / D1)	1	0.5	0.5	Good (M2 / D1)	1.5
South	Ludlow	168	Ludlow Rugby Football Club	1	Senior	No	Poor (M1 / D0)	0.5	-	1	Standard (M2 / D0)	1.5

As shown above, if both pitches increase maintenance by one increment additional capacity would be established on each pitch, enough to accommodate the clubs aspirational future demand of one junior boys' team. Alternatively, if the standard quality (M1/D1) senior pitch is floodlit and therefore accommodates all training demand, in addition to mini demand being removed of the two senior pitches to Linney Park, a total of 1.5 match equivalent sessions of capacity would be established. Any pitch improvements on top of this would only create further capacity.

## Greenfields Sports Ground Mitigation

Greenfields Sports Ground has been identified in the Market Drayton Neighbourhood Plan for potential housing development. The site is leased from Market Drayton Town Council to the Market Drayton Sports Association which consists of Market Drayton Town FC, Market Drayton Tigers FC, Market Drayton RFC and Market Drayton TC. Each club has its own clubhouse and utilise their own pitch provision to accommodate demand.

<sup>25</sup> Match equivalent sessions

<sup>26</sup> Match equivalent sessions

<sup>27</sup> Match equivalent sessions include both training and competitive demand

<sup>28</sup> Match equivalent sessions

## SHROPSHIRE COUNCIL STRATEGY & ACTION PLAN

In total there is one good quality adult pitch (meeting Step 4 requirements) one standard quality youth 11v11 football pitch, one standard quality youth 9v9 football pitch, two standard quality mini 7v7 football pitches, one standard quality mini 5v5 pitch, one poor quality (M0/D1) senior floodlit rugby union pitch, one poor quality (M0/D1) floodlit junior size training pitch (used for both football and rugby union) and three standard quality floodlit tennis courts.

If the site was lost, equitable mitigation would be required in line with the NPPF Paragraph 97 and Sport England's Playing Field Policy.

In order to accommodate the current competitive demand, training demand and future demand for Market Drayton RFC there would be a requirement for a minimum of five match equivalent worth of capacity at the new site. This equates to two floodlit pitches being standard quality (M1/D2 or 2.5 match equivalent sessions each). In order to create pitches with actual spare capacity for longer term growth pitches would need to be good quality (M2/D1 or three match equivalent sessions each).

Coincidentally if Market Drayton RFC do not relocate, improving the current pitch quality at Greenfields Sports Ground to M1/D2 from M0/D1 would bring pitches to capacity when considering competitive demand, training demand and future demand. Whereas bringing them up to M2/D1 would create additional potential capacity.

### *Oswestry Rugby Club*

Oswestry RFC main site is currently overplayed by a total of 4.5 match equivalent sessions. This is all located on its floodlit senior pitch which accommodates both competitive and training demand. The table below, examines the impact on improving both maintenance and drainage would have on the capacity of the pitch.

*Table 4.36: Improving pitch quality at Oswestry Rugby Club*

Analysis area	Place plan	Site ID	Site name	No. of pitches	Pitch type	Floodlit?	Current quality	Current capacity rating <sup>29</sup>	Improved quality	New capacity rating <sup>30</sup>
North West	Oswestry	210	Oswestry Rugby Club	1	Senior	No	Standard (M1/D1)	0.5	Standard (M1/D2)	1
									Good (M2/D2)	1.5
									Good (M2/D3)	2

<sup>29</sup> Match equivalent sessions include both training and competitive demand

<sup>30</sup> Match equivalent sessions

## SHROPSHIRE COUNCIL STRATEGY & ACTION PLAN

Analysis area	Place plan	Site ID	Site name	No. of pitches	Pitch type	Floodlit?	Current quality	Current capacity rating <sup>29</sup>	Improved quality	New capacity rating <sup>30</sup>
North West	Oswestry	210	Oswestry Rugby Club	1	Senior	Yes	Standard (M1/D1)	4.5	Standard (M1/D2)	4
									Good (M2/D2)	3.5
									Good (M2/D3)	3

As shown above, even if both senior pitches were improved to a maximum quality score of M2/D3 overplay would still exist on the site. In addition, even if demand is spread evenly across each pitch, on the assumption each pitch is floodlit and of a M2/D3 quality rating, overplay of one match equivalent session would still remain. Therefore, in addition to quality improvements on its main site, there is a need for the Club to access additional provision. A potential option, if tenure could be secured, would be to create an addition senior pitch at its secondary venue, The Showground, which is located adjacent to Oswestry Rugby Club which currently has two mini rugby union pitches marked out.

### *Shrewsbury RFC – Shrewsbury Rugby Club*

Shrewsbury RFC currently accesses three good quality (M2/D1) mini pitches, two good quality (M2/D2) senior floodlit pitches and two good quality (M2/D1) senior pitches, one of which is floodlit. Of these pitches one senior pitch of M2/D1 rating and one pitch of M2/D2, both of which are floodlit, are overplayed by a total of 7.25 match equivalent sessions. The table below, examines the impact on what improving drainage would have on the capacity on these overplayed pitches.

*Table 4.37: Improving pitch quality at Shrewsbury Rugby Club*

Analysis area	Place plan	Site ID	Site name	No. of pitches	Pitch type	Floodlit?	Current quality	Current capacity rating <sup>31</sup>	Improved quality	New capacity rating <sup>32</sup>
Central	Shrewsbury	252	Shrewsbury Rugby Club	1	Senior	Yes	Good (M2 / D2)	3.75	Good (M2 / D3)	3.5
				1	Senior	Yes	Good (M2 / D1)	3.5	Good (M2 / D2)	3.25
									Good (M2 / D3)	3

<sup>31</sup> Match equivalent sessions include both training and competitive demand

<sup>32</sup> Match equivalent sessions

As shown above, even if both overplayed pitches are increase to the maximum quality rating of M2/D3 they would still be overplayed by a total of 6.25 match equivalent sessions. Therefore, in order to alleviate demand, there needs to be the transferal demand off these pitches to the remaining two senior pitches with spare capacity. It should be noted that this would require creating additional floodlights on one or more of the senior pitches with spare capacity.

Even if all senior pitches were floodlight, the maximum quality rating of M2/D3 (totalling 15 match equivalent sessions) with demand equally spread across each pitch there would be an overall shortfall of one match equivalent session. In order to fully alleviate overplay there is a requirement to disperse levels of demand across the four senior pitches, including drainage improvements and installation of additional floodlights, as well as removal of demand off the site which could potentially be at local educational sites (London Road Sports Centre, Prestfildes Preparatory School, Roman Road Sports Centre/Meole Brace School or The Priory School). If this were to occur it is recommended that a community use agreement is obtained to give the club security of tenure

## *Whitchurch Rugby Football Club*

Whitchurch RFC reports its site often suffers from issues with dog fouling. The site is generally accessible to the general public as it is not fenced off. The Club indicates it has looked at the potential of installing fencing to stop the issue, however, this is considered to be too expensive at present. It is open to discuss with Whitchurch Town Council and Shropshire Council how best to remedy the problem.

In order to sustain current and future levels demand on the site the pitches will have to remain good quality (M2/D1). Therefore, efforts should be examined on how best to reduce the levels of unauthorised access/dog fouling on the site, which are adversely impacting quality.

## *Flooding*

There is a total of 27 sporting sites that are located on flooding Zone Two and/or Zone Three. For rugby union these include the following sites.

*Table 4.38: Rugby union sites within flood zones across Shropshire*

Analysis area	Place plan	Site ID	Site name	Sport/s	Flood Zones	
					2	3
South	Ludlow	168	Ludlow Rugby Football Club	Rugby union	Yes	Yes
South East	Bridgnorth	109	Edgar Davies Ground (Bridgnorth RFC)	Rugby union	Yes	Yes
South East	Bridgnorth	239	Severn Park	Rugby union	Yes	Yes

Due to their locations addressing quality issues through drainage improvements can often be ineffective with options such as dedicated regular and routine maintenance regimes considered a more effective solution. If these sites do flood it is recommended relevant flood relief funds are applied for to address issues and alternative venues are found for clubs utilising the provision.

It should be recommended that any ancillary developments on these sites should also consider flooding risk prior to the commencement of any works, for example Bridgnorth RFC at Edgar Davies Ground.

## Securing access to education sites

Education sites generally accommodate large areas of playing field and playing pitches. However, as tenure on these sites is generally considered to be unsecure, potential spare capacity has been discounted from the supply and demand analysis within the Assessment Report. Securing access to these sites could provide an opportunity to help address future shortfalls across Shropshire. A summary of these pitches can be seen in the table below.

*Table 4.39: Summary of discounted peak time spare capacity at educational sites with community access*

Analysis area	Place plan	Site ID	Site name	Pitch type	Number of pitches	Amount of peak time spare capacity discounted due to unsecure tenure <sup>33</sup>
Central	Shrewsbury	222	Prestfelde Preparatory School	Junior	2	2
Central	Shrewsbury	222	Prestfelde Preparatory School	Mini	4	2
North West	Ellesmere	111	Ellesmere College[5]	Senior	5	5
North West	Oswestry	211	Oswestry School	Senior	1	1
North West	Oswestry	211	Oswestry School	Junior	1	1
South	Ludlow	186	Moor Park School	Mini	3	0.75

There are several community available education sites in Shropshire which contain football pitches which have the potential to help address remaining shortfalls by securing access through community use agreements. In total, 26 match equivalent sessions of spare capacity could potentially be generated if tenure to the abovementioned school site could be secured.

*Table 4.40: Summary of potential peak time spare capacity at educational sites by analysis area*

Analysis area	Summary of potential spare capacity (match equivalent sessions) equated to a senior pitch <sup>33</sup>			
	Senior	Junior	Mini	Totals
Central	-	2	-	2
North East	-	-	-	-
North West	6	1	-	7
South	-	-	0.75	0.75
South East	-	-	-	-
South West	-	-	-	-
<b>Total</b>	<b>6</b>	<b>3</b>	<b>0.75</b>	<b>9.75</b>

If all this spare capacity could be secured through community use agreements (CUA) or long term leases there would be no current or future shortfalls in the North West Analysis Area. It would also reduce the current and future shortfall in the Central Analysis Area to 3.75 match equivalent sessions and reduce the overplay in the South Analysis Area to 4.75 match equivalent sessions.

<sup>33</sup> Match equivalent sessions. Please note spare capacity has been equated to senior pitch type which means mini pitch type is 0.25 match equivalent sessions per team whereas senior and junior is 0.5 match equivalent sessions.

## SHROPSHIRE COUNCIL STRATEGY & ACTION PLAN

Although all these schools are identified as being community available, it does not necessarily mean they are open to securing usage to a club for a set period of time, such as through a CUA. This is due to schools wanting the flexibility to prioritise and protect the quality of their pitches for curricular or extracurricular usage, for example, in periods of extended bad weather.

### *Securing access and improving pitch quality at education sites*

In addition to having unsecure tenure, it should also be noted that 12 of the education sites also accommodate one or more poor quality pitches. There would be a need to secure tenure and improve pitch quality at the sites in the table below.

*Table 4.41: Summary of community available poor quality pitches at education sites with unsecure tenure*

Analysis area	Place plan	Site ID	Site name	Pitch type	Number of pitches	Discounted capacity at peak time <sup>34</sup>
Central	Shrewsbury	158	London Road Sports Centre	Senior	1	1
Central	Shrewsbury	295	The Priory School	Senior	1	1
North East	Market Drayton	287	The Grove School	Senior	2	2
North East	Wem	301	Thomas Adams Sports Centre / The Thomas Adams School	Senior	1	1
North East	Whitchurch	321	Whitchurch Sports & Leisure Centre / Sir John Talbot School	Senior	1	1
North West	Oswestry	169	Marches School	Senior	1	1
South	Cleobury Mortimer	150	Lacon Childe School	Senior	1	1
South East	Bridgnorth	116	Friars Playing Fields (Unattached Playing Fields)	Senior	1	1
South East	Bridgnorth	206	Oldbury Wells School	Senior	1	1
South East	Shifnal	140	Idsall Sports Centre	Senior	1	1
South West	Bishop's Castle	86	Community College Bishops Castle	Senior	1	1
South West	Church Stretton	71	Church Stretton School	Senior	1	0.5
South West	Church Stretton	71	Church Stretton School	Senior	1	0.5

If all this spare capacity could be secured through CUAs or long term leases, in addition to having pitch quality improved, future shortfalls alleviate current and future shortfalls in the North East, South East and South West analysis areas whilst reducing overplay in the remaining areas.

<sup>34</sup> Match equivalent sessions. Please note spare capacity has been equated to senior pitch type which means mini pitch type is 0.25 match equivalent sessions per team whereas senior and junior is 0.5 match equivalent sessions.

*Table 4.42: Summary of potential peak time spare capacity at poor quality pitches at educational sites by analysis area*

Analysis area	Summary of potential spare capacity (match equivalent sessions) equated to a senior pitch <sup>34</sup>			
	Senior	Junior	Mini	Totals
Central	2	-	-	2
North East	4	-	-	4
North West	1	-	-	1
South	1	-	-	1
South East	3	-	-	3
South West	2	-	-	2
<b>Total</b>	<b>13</b>	<b>-</b>	<b>-</b>	<b>13</b>

It should be noted all community accessible educational sites where of a minimum of standard quality and each had secure tenure through community use agreements current and future levels overplay in each analysis area, apart from the Central and South, would be alleviated. Overplay in the Central Analysis Area would reduce from 5.75 match equivalent sessions to 1.75 match equivalent sessions and overplay in the South Analysis Area would reduce from 5.5 match equivalent sessions to 3.75 match equivalent sessions.

## **Recommendations**

- ✦ Existing quantity of rugby union pitches to be protected or be fully mitigated to meet National Planning Policy.
- ✦ Improve pitch quality at secure sites to alleviate overplay and create actual spare capacity, particularly at sites that are significantly overplayed such as Oswestry RFC, Shrewsbury RFC and Clee Hill RFC.
- ✦ Where required, assist clubs in obtaining long term agreements in order to provide security of tenure.
- ✦ Continue to develop strong relationships between rugby clubs and schools through curricular and extracurricular programmes in order to increase levels of mini and junior participation.
- ✦ Assist Ludlow RFC in installation of floodlights and access of Linney Park.
- ✦ Monitor sites located on flood zones and carry out relevant improvements when required.
- ✦ Improve ancillary facilities where this is a clear need to do so.
- ✦ Ensure in the relocation/mitigation of Greenfields Sports Ground if the site is developed for housing.
- ✦ Assist club in the creation/access of additional provision, where required, to alleviate overplay.
- ✦ Secure access to pitches to alleviate overplay at Clee Hill Rugby Club, Oswestry Rugby Club and Shrewsbury Rugby Club.
- ✦ Explore options for temporary alternative provision for those clubs located in flood zones during periods of flooding.
- ✦ Explore the feasibility of securing access to educational sites to reduce current and future levels of overplay and improve pitch quality where applicable.

## 4.5 Hockey pitches (sand/water-based AGPs)

### *Assessment report summary*

- ✦ **There is a need for four full size hockey suitable AGPs to accommodate all current demand and future demand in Shropshire, however, there is a need to address quality, accessibility and capacity issues.**
- ✦ There are 16 full size hockey suitable AGPs in Shropshire, of which, 13 are available for community use to some extent. Provision that is not available for community use is at the Shrewsbury School in the Central Analysis Area (two pitches) and RAF Cosford School of Physical Training in the South East Analysis Area.
- ✦ In addition, there are six smaller size hockey suitable AGPs in Shropshire. Of these, only two are identified as being available for community use, as shown below (Moor Park School and Dorrington Village Hall).
- ✦ Market Drayton HC and Ludlow HC report ambitions to have full size hockey suitable pitches within their own locality.
- ✦ The management of hockey suitable AGPs across Shropshire varies with no hockey clubs in the Authority considered to have secure tenure on their sites
- ✦ There are four full size AGPs that are assessed as poor quality in Shropshire: Roman Road Sports Centre, Whitchurch Sports & Leisure Centre, Bridgnorth Endowed School and Marches School.
- ✦ There are seven clubs classified as being based within teams in Shropshire. In total, these clubs accommodate 42 teams: 18 men's, 11 women's and 13 dedicated junior/mini teams.
- ✦ Bridgnorth HC, Market Drayton HC, Shrewsbury HC and Whitchurch HC all express latent demand due to issues with quality and accessibility.
- ✦ Newport HC currently imports two men's teams from neighbouring authority Telford & Wrekin to use the hockey suitable AGPs at Lilleshall National Sports & Conferencing Centre.
- ✦ Market Drayton HC export its entire demand to Keele University Sports Centre in the neighbouring Shropshire. This is an approximate round trip of 26 miles (one hour). The Club aspires to return all its demand into Shropshire, more specifically within the vicinity of Market Drayton.

### *Scenarios*

#### *Protection of full size floodlit hockey suitable AGPs in Shropshire*

Due to the levels of hockey demand within Shropshire there is a need to protect all full size hockey suitable AGPs, especially those which are currently actively being used to accommodate community hockey demand, these are:

- |                                      |                               |
|--------------------------------------|-------------------------------|
| ✦ Roman Road Sports Centre           | ✦ Oswestry School             |
| ✦ RAF Shawbury                       | ✦ Bridgnorth Endowed School   |
| ✦ Whitchurch Sports & Leisure Centre | ✦ Much Wenlock Leisure Centre |

If any of the above pitches are lost, then there is a high likelihood that the clubs using the provision would either fold or be forced to export their demand outside of Shropshire.

This issue is particularly evident at Roman Road Sports Centre, Whitchurch Sports & Leisure Centre and Bridgnorth Endowed School which are all poor quality with each playing surface being beyond the recommended lifespan of ten years. If these sites became unusable due to quality issues, there would be a need to find alternative venues for 31 teams.

This proves problematic as other sites which have potential capacity to accommodate demand such as RAF Shawbury, RAF Cosford School of Physical Training, Much Wenlock Leisure Centre or Lilleshall National Sports & Conferencing Centre are either being utilised by other clubs or are not truly accessible due to their operating structures.

In addition to the above, provision at Roman Road Sports Centre, Whitchurch Sports & Leisure Centre and Bridgnorth Endowed School, are operating close to, or at, capacity on a Saturday. Therefore, remaining provision needs to remain as hockey suitable in order for clubs to continue to grow.

It is recommended that the feasibility of creating regular secured access to provision at RAF Shawbury and RAF Cosford School of Physical Training is explored in order to provide alternative venues for clubs to use in case of closure or to actualise future demand.

### *Refurbishment of poor quality provision*

As mentioned above there are three poor quality full size hockey suitable AGPs across Shropshire with one each at Roman Road Sports Centre, Whitchurch Sports & Leisure Centre and Bridgnorth Endowed School. In total these three facilities encapsulate 74% of community hockey demand within Shropshire. The main priority is therefore that each of these pitches is refurbished within the next five years to ensure hockey demand within the Authority is sustained and does not decrease.

Potential avenues on how to finance the pitches should also be examined including (but not limited to) grants, pooling of S106/CIL monies and collective club financial collaborations.

### *Returning of exported demand*

Market Drayton HC currently imports three teams at senior peak time (Saturday) to the hockey suitable AGP at Keele University Sports Centre in the neighbouring authority of Newcastle-under-Lyme.

If this demand were to return to its Shropshire, it would create spare capacity for an additional three teams in Newcastle-under-Lyme. This being said, there is no actual current spare capacity to accommodate the Club on current provision within the North East Analysis Area.

It is recommended that when possible the creation of a full size hockey suitable AGP is explored within the Market Drayton Place Plan area in order to return this demand into Shropshire. Anecdotal evidence suggests this would assist the Club in growth aspirations as demand would no longer have to travel to Newcastle-under-Lyme. Also, there would be potential for demand from Wem & Market Drayton HC to merge with Market Drayton HC in order for the former club to access suitable provision, as it currently plays on a short pile 3G surface at RAF Shawbury.

A potential location for a creation of a full size floodlit hockey suitable AGP within Market Drayton could come with the relocation of Greenfields Sports Ground, however, this is still under development and is still under consideration.

### *Transfer of demand*

It should be noted that where there is a future transfer of hockey or football demand off the current hockey suitable AGPs stock in Shropshire to new hockey suitable AGPs or new 3G pitches there should be a transition plan put in place to ensure stability. This would ensure pitch utilisation is maximised and safeguard the sustainability of current hockey suitable AGPs.

For example, if a new 3G pitch is created existing football training demand on hockey suitable AGPs may choose to use the new 3G pitch which is more suitable for their sport. This would create free capacity on the hockey suitable AGP which can be used for hockey demand such as Walking Hockey, Back to Hockey and other England Hockey initiatives.

### *Gen 2 Artificial Surfaces*

England Hockey reports it is currently trialling a different multi sport surface in order to better accommodate lower levels of hockey demand and other sports such as netball and tennis. The surface type known as Gen 2<sup>35</sup> is a versatile surface that will ensure sports do not need to compromise on the playing experience. It will be a sand dressed synthetic turf with a compatible shock pad. The concept is designed to provide facilities, including schools, with a dynamic surface which reduces the amount of space required and utilised provision to full potential.

This surface type has the potential to be beneficial at educational sites where outdoor sporting provision has to be used for multiple activities and is often at a premium. The Gen 2 surface should therefore be considered when schools are refurbishing old hockey suitable AGPs or hard courts areas as a potential solution to maximise outdoor provision.

### **Recommendations**

- ✦ As a priority, refurbish the pitches at Roman Road Sports Centre, Whitchurch Sports & Leisure Centre and Bridgnorth Endowed School.
- ✦ Protect all existing full size hockey suitable AGPs for hockey use.
- ✦ Ensure a sinking fund is in place for long-term sustainability of all current and new pitches
- ✦ Explore the potential of returning Market Drayton HC demand back into Shropshire if suitable provision can be created.
- ✦ Explore creating regular secured access to provision at RAF Shawbury and RAF Cosford School of Physical Training.
- ✦ Ensure that future demand from new England Hockey initiative, Hockey Heroes (aimed at growing participation for under 10s) can be accommodated.
- ✦ When the 3G pitch stock increases, encourage the transfer of football demand from the sand-based AGPs in order to free up increased capacity for hockey activity.
- ✦ Ensure discussions take place between the Council, EH, Shropshire FA and FF before any new 3G or hockey suitable provision is created to ensure stock sustainability.
- ✦ Improve ancillary facilities where this is a clear need to do so.
- ✦ Where required, assist clubs in obtaining long term agreements in order to provide security of tenure.
- ✦ When refurbishing/creating provision considered the feasibility of installing a Gen 2 surface.

## **4.6 Bowling greens**

### **Assessment report summary**

- ✦ **Clubs are considered viable as long as they have the appropriate levels of membership to sustain their bowling green and accompanying ancillary facilities. Therefore, clubs that have lower levels of participation in comparison to the remaining clubs within the Authority may have issues maintaining their provision.**
- ✦ There are 97 crown bowling greens in Shropshire located across 82 sites and three flat bowling greens across three sites. All of which are available for community use.

---

<sup>35</sup> <http://www.englandhockey.co.uk/page.asp?section=2596&sectionTitle=Gen+2+Playing+Surface>

- Shropshire is also serviced by a good quality six rink indoor bowling centre at Shrewsbury Sports Village.
- Where known through consultation there is a total of 26 clubs that own their site, 27 clubs that rent their site and 13 clubs that lease their site or are in the process of obtaining a lease agreement.
- There is a potential for the crown green at Reman Services Sports & Social Club to be lost through development.
- In total 28 clubs through consultation report aspirations to improve ancillary provision at their home site. In addition, 12 clubs report accessing poor quality ancillary provision.
- There are seven sites are not serviced by floodlights, this includes all three flat greens.
- Following a non-technical assessment of greens in Shropshire and consultation with the Clubs, 43 greens are assessed as good, 48 as standard quality and six as poor quality.
- The greens at Cheswardine Parish Council, Clun Bowling Green, Ifton Miners Institute Bowling Green, Crescent Bowling Green and the two greens at Ellesmere Bowling Club are all assessed as poor quality.
- The following clubs report through consultation they are the process of improving / upgrading their floodlighting provision; Hodnet, Shifnal, Worthen & Brockton, Whittington, Cleobury Mortimer, Bridgewater, Ludlow Castle, Victoria, Wem and Cheswardine.
- Of the 58 clubs playing in Shropshire which responded to consultation requests, membership equates to 3,330 people.
- Where quantified through consultation, clubs report ambitions for an additional 252 senior members and 230 junior members across Shropshire.

## Scenarios

As no clubs in Shropshire indicate a requirement to access an additional green or report that green quality has deteriorated, it is considered that the current provision for bowls is sufficient to meet current and future demand in Shropshire. Therefore, focus should be on increasing participation and improving or maintaining the current stock of bowling greens in the Authority.

## Flooding

There is a total of 27 sporting sites that are located on flooding Zone Two and/or Zone Three. For bowls these include the following sites.

Table 4.43: Bowls sites within flood zones across Shropshire

Analysis area	Place plan	Site ID	Site name	Sport/s	Flood Zones	
					2	3
Central	Shrewsbury	15	Bagley Sports and Social Club	Bowls	Yes	
Central	Shrewsbury	121	Greenfields Bowling Club	Bowls	Yes	
Central	Shrewsbury	254	Shrewsbury Severnside Bowling Club	Disused bowls	Yes	Yes
Central	Shrewsbury	258	Silks Meadow Recreation Ground	Bowls Tennis	Yes	Yes
Central	Shrewsbury	280	Telepost Sports & Social Club (Abbey Sports Ground)	Bowls	Yes	Yes
Central	Shrewsbury	347	Old Shrewsbury Bowling Club	Bowls	Yes	Yes
Central	Shrewsbury	349	Prince of Wales Bowling Greens	Bowls	Yes	Yes
Central	Shrewsbury	363	Crescent Bowling Club	Bowls	Yes	Yes

## SHROPSHIRE COUNCIL STRATEGY & ACTION PLAN

Analysis area	Place plan	Site ID	Site name	Sport/s	Flood Zones	
					2	3
North East	Whitchurch	11	Archibald Worthington Club	Bowls	Yes	
South	Ludlow	163	Ludlow Castle Tennis and Bowls Club	Bowls Tennis	Yes	Yes
South East	Bridgnorth	55	Bylet Bowling Club	Bowls	Yes	Yes

Due to their locations addressing quality issues through drainage improvements can often be ineffective with options such as dedicated regular and routine maintenance regimes consider a more effective solution. If these sites do flood it is recommended relevant flood relief funds are applied for to address issues and alternative venues are found for clubs utilising the provision.

### *Ancillary facility improvements*

As discussed in the proceeding Assessment report, it is important to recognise the importance of ancillary provision to bowling clubs. If the facilities onsite are of suitable quantity/quality and meet the players needs this can sustain membership levels. This is acknowledged by BCGBA as it offers potential grants for clubs looking to making ancillary improvements. The following clubs indicated through consultation aspirations to make enhancements to their facilities and therefore should be acknowledged when potential funding streams become available or are allocated:

- ◀ Albrighton BC
- ◀ Atcham Malthouse BC
- ◀ Battlefield BC
- ◀ Bayston Hill BC
- ◀ Bicton BC
- ◀ Bridgewater BC
- ◀ Chelmarsh BC
- ◀ Church BC
- ◀ Cleobury Mortimer BC
- ◀ Clun BC
- ◀ Dorrington BC
- ◀ Ellesmere BC
- ◀ Frankwell BC
- ◀ Hadnall BC
- ◀ Hanwood BC
- ◀ Ifton BC
- ◀ Llanymynech BC
- ◀ Ludlow Castle BC
- ◀ Market Drayton BC
- ◀ Meole Brace BC
- ◀ Monkmoor BC
- ◀ Much Wenlock BC
- ◀ Old Shrewsbury BC
- ◀ Tilstock BC
- ◀ Wem BC
- ◀ Weston Rhyn BC
- ◀ Whixall BC
- ◀ Worthen & Brockton BC

### *Housing growth scenarios*

It should be noted that later in the report in Part 7: Housing Growth Scenarios, the PPOSS provides an estimate of demand for pitch sport based on population forecasts and club consultation to 2038 (in line with the emerging Local Plan Review period) using the Sport England New Development Pitch Calculator. This is only for the pitch sports of football, hockey, rugby union and cricket and does not include calculations for sports such as bowls as there is no current guidance established on these sports. However, it is still recommended that bowls is acknowledged as part of this process especially as part of any large scale developments, for example, Ironbridge Power Station, where there may be substantial enough increase in population for a bowling green.

## ***Recommendations***

- ◀ Retain existing quantity of greens.
- ◀ Improvements poor and standard quality greens y through enhanced maintenance regimes.
- ◀ Assist clubs, where possible, with any future ancillary provision improvements
- ◀ Support clubs with plans to increase membership so that growth can be maximised.
- ◀ Monitor sites located on flood zones and carry out relevant improvements when required.

## **4.7 Tennis courts**

### ***Assessment report summary***

- ◀ **Clubs are considered viable as long as they have the appropriate levels of membership to sustain their courts and accompanying ancillary facilities.**
- ◀ There are 285 tennis courts identified in Shropshire across 84 sites, with 205 of these being available for community use across 61 sites.
- ◀ Market Drayton TC reports Greenfields Sports Ground has been identified in the Neighbourhood Local Plan for potential housing development.
- ◀ In total two clubs, Criftins TC and Market Drayton TC, report a potential issue with onsite tenure with all remaining clubs considering themselves to be secure at their home venue.
- ◀ In Shropshire, most clubs are serviced by some level of floodlit provision, with 73 floodlit courts existing across all club sites.
- ◀ Most community available courts in Shropshire have a macadam surface (72%). The estimated lifespan of a macadam court is ten years, depending on levels of use and maintenance levels.
- ◀ Following a non-technical assessment, of the 205 community available courts, 97 were assessed as good quality, 68 as standard quality and 40 as poor quality.
- ◀ The ancillary facilities servicing the tennis clubs in Shropshire is mixed; with Albrighton, Church Stretton, Cound, Criftins, Hinstock, Llanymynech, Longden and Market Drayton tennis clubs noting that changing facilities at their respective sites are of poor quality.
- ◀ There are 30 tennis clubs in Shropshire, of the clubs which responded to consultation, there is a combined membership equating to 8,489 members.
- ◀ Of the clubs which responded to consultation, 15 indicate plans to increase membership, equating to an additional 215 junior and 258 senior members.

## ***Scenarios***

### ***Informal tennis***

The LTA has developed a package of support for local authorities to grow the use of park tennis courts by removing key barriers to participation. The three products are ClubSpark, Rally and Gate Access and can be used individually or in combination. The products are used to provide a remote booking and access system.

Instead of providing free access, some local authorities are now securing their courts as per a membership scheme that allows members access through the use of a fob system following payment of a small yearly fee. Not only does this deter unofficial use of courts but it also allows official use to be tracked, thus providing data on how well and how often courts are being accessed. In addition, it provides income generation that can go towards ongoing maintenance of the courts.

In order to facilitate this demand, it is likely that floodlights would have to be provided, in addition to court improvements and potential provision or improvement of changing facilities.

## Flooding

There is a total of 27 sporting sites that are located on flooding Zone Two and/or Zone Three. For tennis these include the following sites.

Table 4.44: Tennis sites within flood zones across Shropshire

Analysis area	Place plan	Site ID	Site name	Sport/s	Flood Zones	
					2	3
Central	Shrewsbury	251	Shrewsbury Lawn Tennis Club	Tennis	Yes	Yes
Central	Shrewsbury	258	Silks Meadow Recreation Ground	Bowls Tennis	Yes	Yes
Central	Shrewsbury	303	Town Walls Tennis Club	Tennis	Yes	Yes
South	Ludlow	163	Ludlow Castle Tennis and Bowls Club	Bowls Tennis	Yes	Yes

Due to their locations addressing quality issues through drainage improvements can often be ineffective with options such as dedicated regular and routine maintenance regimes consider a more effective solution. If these sites do flood it is recommended relevant flood relief funds are applied for to address issues and alternative venues are found for clubs utilising the provision.

### The Shrewsbury Club

Full planning permission (20/01893/FUL) has recently (August 2020) been granted for the extension of existing leisure facilities at The Shrewsbury Club. This will see the removal of two of its four current macadam tennis courts replaced with indoor provision such as a children's nursery/ learner pool/ studios etc.

As mitigation for the loss of these courts two disused clay courts located at The Shrewsbury Club which are not floodlit will resurfaced to acrylic with an air dome to be constructed over them. In addition, the two existing clay courts will be resurfaced to either artificial clay or hardcourt surface (still to be decided) as well as having floodlights installed.

These planned developments will mean this four courts can be utilised all year round and increase the capacity for tennis on the site. Shropshire Tennis reports it plans to convert existing and new members, generated from the enhancements, to become members of the tennis section. In addition, it has plans to allow the new air dome facility to be readily accessible to the wider community.

### Gen 2 Artificial Surfaces

England Hockey reports it is currently trialling a different multi sport surface in order to better accommodate lower levels of hockey demand and other sports such as netball and tennis. The surface type known as Gen 2<sup>36</sup> is a versatile surface that will ensure sports do not need to compromise on the playing experience. It will be a sand dressed synthetic turf with a compatible shock pad. The concept is designed to provide facilities, including schools, with a dynamic surface which reduces the amount of space required and utilised provision to full potential.

<sup>36</sup> <http://www.englishhockey.co.uk/page.asp?section=2596&sectionTitle=Gen+2+Playing+Surface>

This surface type has the potential to be beneficial at educational sites where outdoor sporting provision has to be used for multiple activities and is often at a premium. The Gen 2 surface should therefore be considered when schools are refurbishing old hockey suitable AGPs or hard courts areas as a potential solution to maximise outdoor provision.

### *Housing growth scenarios*

It should be noted that later in the report in Part 7: Housing Growth Scenarios, the PPOSS provides an estimate of demand for pitch sport based on population forecasts and club consultation to 2038 (in line with the emerging Local Plan Review period) using the Sport England New Development Pitch Calculator. This is only for the pitch sports of football, hockey, rugby union and cricket and does not include calculations for sports such as tennis as there is no current guidance established on these sports. However, it is still recommended that tennis is acknowledged as part of this process especially as part of any large scale developments where there may be substantial enough increase in population for tennis courts.

### **Recommendations**

- ◀ Retain and sustain quality of club courts for competitive play through implementation of appropriate maintenance regimes.
- ◀ Support clubs which have aspirations for courts and ancillary facility improvements.
- ◀ Improve quality of key local authority courts and accompanying ancillary provision, first and foremost focusing on sites that best accommodate informal play.
- ◀ Explore implementation of ClubSpark, Rally and Gate Access schemes at appropriate sites to enhance available provision for informal tennis.
- ◀ Consider the feasibility of operating LTA programmes such as Tennis for Kids, Tennis for Free and Great British Tennis Weekend to attract new players to the sport.
- ◀ When refurbishing/creating provision considered the feasibility of installing a Gen 2 surface.
- ◀ Monitor sites located on flood zones and carry out relevant improvements when required.

## **4.8 Netball courts**

### **Assessment report summary**

- ◀ **In summary, there is enough outdoor netball provision in Shropshire to meet current demand therefore a priority should be placed on improving court quality and ensuring courts remain, specifically at Idsall Sports Centre where the Shropshire County Netball Summer League is based.**
- ◀ **England Netball has identified Lilleshall National Sports & Conferencing Centre and Ellesmere College as key sites in the Authority for improvements, with new courts and quality improvements required respectively.**
- ◀ There are 95 outdoor macadam netball courts located across 31 sites in Shropshire.
- ◀ In total, 20 (21%) courts are assessed as good quality, 31 (33%) as standard quality and 44 (46%) as poor quality.
- ◀ The majority of netball courts in Shropshire (94%) have a macadam surface. The only exception to this is the artificial courts at Idsall Sports Centre.
- ◀ In Shropshire, all sites are overmarked for tennis.
- ◀ There are two leagues across the Authority which generate demand for outdoor courts. Demand across the two leagues totals 67 teams.
- ◀ There are two Back 2 Netball sessions operating in Shropshire, taking place at Church Stretton Leisure Centre and Sir John Talbot Leisure Centre.

# SHROPSHIRE COUNCIL STRATEGY & ACTION PLAN

## Scenarios

### Improving court quality at education sites

England Netball aspires to form closer links with education sites to ensure that netball remains on the School curriculum. In order to facilitate this, it hopes to improve all netball courts at education sites to at least standard quality

Table 4.45: Netball courts at education sites in Shropshire

Analysis area	Place plan	Site ID	Site name	Management	Available for community use?	No. of courts	Floodlit?	Court type	Court quality
Central	Pontesbury & Minsterley	174	Mary Webb School and Science College	Education	No	2	No	Macadam	Poor
Central	Shrewsbury	3	Adcote School for Girls	Education	No	3	No	Macadam	Good
Central	Shrewsbury	27	Belvidere School	Education	No	2	No	Macadam	Poor
Central	Shrewsbury	91	Corbet School	Education	Yes	3	No	Macadam	Standard
Central	Shrewsbury	120	The Grange Sports Centre	Education	Yes	3	No	Macadam	Standard
Central	Shrewsbury	222	Prestfelde Preparatory School	Education	Yes	2	No	Macadam	Good
Central	Shrewsbury	247	Shrewsbury Academy	Education	No	2	No	Macadam	Standard
Central	Shrewsbury	253	Shrewsbury School	Education	Yes	3	No	Macadam	Good
Central	Shrewsbury	295	The Priory School	Education	Yes	3	No	Macadam	Standard
North East	Market Drayton	287	The Grove School	Education	Yes	4	No	Macadam	Poor
North East	Wem	301	Thomas Adams Sports Centre	Education	Yes	4	No	Macadam	Poor
North East	Whitchurch	321	Whitchurch Sports & Leisure Centre / Sir John Talbot's School	Education	Yes	4	No	Macadam	Good
North West	Ellesmere	111	Ellesmere College	Education	Yes	6	Yes	Macadam	Poor
North West	Ellesmere	151	Lakelands Academy	Education	No	2	Yes	Macadam	Standard
North West	Oswestry	169	Marches School	Education	No	3	No	Macadam	Poor
North West	Oswestry	187	Moreton Hall School	Education	Yes	2	Yes	Macadam	Good
North West	Oswestry	187	Moreton Hall School	Education	Yes	2	No	Macadam	Good
North West	Oswestry	215	Packwood Haugh School	Education	No	2	Yes	Macadam	Poor

## SHROPSHIRE COUNCIL STRATEGY & ACTION PLAN

Analysis area	Place plan	Site ID	Site name	Management	Available for community use?	No. of courts	Floodlit?	Court type	Court quality
North West	Oswestry	267	St Martins School	Education	Yes	3	No	Macadam	Standard
South	Cleobury Mortimer	184	Moffats School	Education	No	1	No	Macadam	Poor
South	Ludlow	164	Ludlow Church of England School	Education	No	2	Yes	Macadam	Standard
South	Ludlow	186	Moor Park School	Education	Yes	2	Yes	Macadam	Standard
South East	Bridgnorth	41	Bridgnorth Endowed School	Education	Yes	8	No	Macadam	Poor
South East	Bridgnorth	206	Oldbury Wells School	Education	Yes	2	No	Macadam	Poor
South West	Bishop's Castle	24	Bedstone College	Education	No	2	No	Macadam	Poor
South West	Bishop's Castle	86	Community College Bishops Castle	Education	No	2	No	Macadam	Poor
South West	Church Stretton	71	Church Stretton School	Education	No	4	No	Macadam	Poor

The table above reveals the court quality at education sites across Shropshire. In order to meet England Netball's aspiration, the courts at Mary Webb School and Science College, Belvidere School, The Grove School, Thomas Adams Sports Centre, Ellesmere College, Marches School, Packwood Haugh School, Moffats School, Bridgnorth Endowed School, Oldbury Wells School, Bedstone College, Community College Bishops Castle and Church Stretton School would require improvements.

### *Housing Growth Scenarios*

It should be noted that later in the report in Part 7: Housing Growth Scenarios, the PPOSS provides an estimate of demand for pitch sport based on population forecasts and club consultation to 2038 (in line with the emerging Local Plan Review period) using the Sport England New Development Pitch Calculator. This is only for the pitch sports of football, hockey, rugby union and cricket and does not include calculations for sports such as tennis as there is no current guidance established on these sports. However, it is still recommended that netball is acknowledged as part of this process especially as part of any large scale developments where there may be substantial enough increase in population for netball courts.

## *Gen 2 Artificial Surfaces*

England Hockey reports it is currently trialling a different multi sport surface in order to better accommodate lower levels of hockey demand and other sports such as netball and tennis. The surface type known as Gen 2<sup>37</sup> is a versatile surface that will ensure sports do not need to compromise on the playing experience. It will be a sand dressed synthetic turf with a compatible shock pad. The concept is designed to provide facilities, including schools, with a dynamic surface which reduces the amount of space required and utilised provision to full potential.

This surface type has the potential to be beneficial at educational sites where outdoor sporting provision has to be used for multiple activities and is often at a premium. The Gen 2 surface should therefore be considered when schools are refurbishing old hockey suitable AGPs or hard courts areas as a potential solution to maximise outdoor provision.

## **Recommendations**

- ◀ Protect quantity of courts.
- ◀ When refurbishing/creating provision considered the feasibility of installing a Gen 2 surface.
- ◀ Seek to improve poor quality courts quality through resurfacing or improved maintenance.
- ◀ Look to continue and expand the use of courts for England Netball initiatives such as Back to Netball and Walking Netball.
- ◀ Facilitate improved engagement between England Netball and schools.

---

<sup>37</sup> <http://www.englandhockey.co.uk/page.asp?section=2596&sectionTitle=Gen+2+Playing+Surface>

## PART 5: STRATEGIC RECOMMENDATIONS

The strategic recommendations for the Strategy have been developed via the combination of information gathered during consultation, site visits and analysis which culminated in the production of an assessment report, as well as key drivers identified for the Strategy. They reflect overarching and common areas to be addressed, which apply across playing pitch facilities and may not be specific to just one sport.

### AIM 1

To **protect** the existing supply of outdoor sport facilities where it is needed for meeting current and future needs.

### Recommendations:

- a. Ensure, through the use of the PPOSS, that outdoor sport facilities are protected through the implementation of local planning policy.
- b. Secure tenure and access to sites for high quality, development minded clubs, through a range of solutions and partnership agreements.
- c. Maximise community use of education facilities where needed.

### **Recommendation (a) – Ensure, through the use of the PPOSS, that playing pitch facilities are protected through the implementation of local planning policy.**

The PPOSS shows that all existing playing pitch sites require protection or replacement and therefore no provision can be deemed surplus to requirements because of shortfalls now and in the future. Reflecting the outcomes of the PPOSS, local planning policy should echo this situation.

When shortfalls are evident, a playing pitch facility can only be permanently lost when the current picture changes to the extent that the site in question is no longer needed as a result of no shortfalls existing, or unless replacement provision is provided and agreed upon by all stakeholders.

NPPF paragraph 96 states that existing open space, sports and recreational buildings and land, including playing fields, should not be built on unless:

- ◆ An assessment has been undertaken which has clearly shown the open space, buildings or land to be surplus to requirements; or
- ◆ The loss resulting from the proposed development would be replaced by equivalent or better provision in terms of quantity and quality in a suitable location; or
- ◆ The development is for alternative sports and recreational provision, the needs for which clearly outweigh the loss.

The PPOSS should be used to help inform development management decisions that affect existing or new playing pitch provision and accompanying ancillary facilities. All applications are assessed by the Local Planning Authority on a case by case basis taking into account site specific factors. In addition, Sport England is a statutory consultee on planning applications that affect or prejudice the use of playing field used within the last five years and will use the PPOSS to help assess that planning application against its Playing Fields Policy.

## *Policy Exception E1:*

'A carefully quantified and documented assessment of current and future needs has demonstrated to the satisfaction of Sport England that there is an excess of playing field provision in the catchment, and the site has no special significance to the interests of sport'.

Where the PPOSS cannot demonstrate that the site, or part of a site, is clearly surplus to requirements then replacement of the site, or part of a site, will be required to comply with the remaining Sport England policy exceptions.

## *Policy Exception E2*

'The proposed development is for ancillary facilities supporting the principal use of the site as a playing field and does not affect the quantity and quality of playing pitches or otherwise adversely affect their use'.

## *Policy Exception E3*

The proposed development affects only land incapable of forming part of a playing pitch and does not:

- ◆ Reduce the size of any playing pitch;
- ◆ Result in the inability to use any playing pitch (including the maintenance of adequate safety margins and run-off areas);
- ◆ Reduce the sporting capacity of the playing field to accommodate playing pitches or the capability to rotate or reposition playing pitches to maintain quality;
- ◆ Result in the loss of other sporting provision or ancillary facilities on the site;
- ◆ Prejudice the use of any remaining areas of playing field on the site'.

## *Policy Exception E4:*

'The playing field or fields to be lost as a result of the proposed development would be replaced, prior to the commencement of development, by a new playing field site or sites:

- ◆ of equivalent or better quality and
- ◆ of equivalent or greater quantity;
- ◆ in a suitable location and;
- ◆ subject to equivalent or better management arrangements.

## *Policy Exception E5*

'The proposed development is for an indoor or outdoor facility for sport, the provision of which would be of sufficient benefit to the development of sport as to outweigh the detriment caused by the loss, or prejudice of use, of the area of playing field'.

Lapsed and disused sites should also be protected from development or replaced in accordance with Sport England's policy exceptions as they currently provide a solution to reducing identified shortfalls. Any disused/lapsed playing fields are included within the Action Plan together with a recommendation in relation to bringing the site back into use or to mitigate the loss on a replacement site to address the shortfalls identified.

It may be appropriate to consider rationalisation of certain low value playing pitch sites (i.e. one/two pitch sites with no changing provision) to generate investment in creating bigger and better venues (hub sites). It is vital, however, that there is no net loss of facilities and that replacement provision is in place and available for use prior to existing provision being lost.

### **Recommendation (b) – Secure tenure and access to sites through a range of solutions and partnership agreements.**

A number of education sites are being used across Shropshire for competitive play, predominately for football. The following schools are already used for community use at varying levels but have no secure community usage:

- ✦ Meole Brace Church of England Primary School
- ✦ Whitchurch Sports & Leisure Centre (Sir John Talbot School)
- ✦ Oswestry School
- ✦ Albrighton Primary School
- ✦ Friars Playing Fields (Unattached Playing Fields)
- ✦ Oldbury Wells School
- ✦ Barrow 1618 CE Free School
- ✦ Broseley C of E Primary School
- ✦ John Wilkinson Primary School
- ✦ Highley Primary School
- ✦ Much Wenlock Leisure Centre (William Brookes School)
- ✦ Much Wenlock Primary School
- ✦ Community College Bishops Castle
- ✦ London Road Sports Centre
- ✦ Lacon Childe School
- ✦ Roman Road Sports Centre
- ✦ Bridgnorth Endowed School
- ✦ Moor Park School

Not having fully formalised usage presents a risk for those clubs using these sites as community use could technically be terminated at any time. Securing community use at such as will help to create additional pitch capacity and could help to address deficiencies as demonstrated within the Football Scenarios.

Further partnership working with NGBs should be carried out to encourage schools to put in place Community Use Agreement (CUA) including access to changing provision where required.

There are also some clubs playing on private sites in Shropshire which are not considered to have secure tenure. For example:

- ✦ Brown Clee Football Club – Brown Clee FC
- ✦ The Showground – Oswestry RFC
- ✦ Swancote Energy Park – Bridgnorth RFC
- ✦ Coton Hall Cricket Club – Coton Hall CC
- ✦ Ludow Cricket Ground – Ludlow CC
- ✦ Sandford Park – Claverley CC

NGBs, Sport England and other appropriate bodies such as Energize Shropshire can often help to negotiate and engage with providers where the local authority may not have direct influence. This is particularly the case at sites that have received funding from these bodies or are going to receive funding in the future as community access can be a condition of the agreement.

In the context of the Government's 2010 Spending Review, which announced significant public spending cuts, it is increasingly important for the Council to work with voluntary sector organisations to enable them to take greater levels of ownership and support the wider development and maintenance of facilities. To facilitate this, where practical, the Council should support and enable clubs to generate sufficient funds, providing this is to the benefit of sport.

The Council should explore opportunities to grant clubs security of tenure through lease agreements (minimum 25 years as recommended by Sport England and NGBs). The focus should be on clubs at poor quality local authority sites where there is opportunity to improve pitch and / or ancillary facilities. Security of tenure would encourage clubs to take more care of the site through responsible play. It would motivate them to look at ways of enhancing their facilities by using external funding mechanisms that the local authority may not be able to access. Clubs with lease arrangements already in place with other owners should review existing agreements when the term dips below 25 years.

Each club interested in leasing a site should be required to meet service and/or strategic recommendations. An additional set of criteria should also be considered, which takes into account club quality, aligned to its long-term development objectives and sustainability, as seen in the table below.

*Table 5.1: Recommended criteria for lease of sport sites to clubs/organisations*

Club	Site
<p>Clubs should have NGB accreditation award.</p> <p>Clubs commit to meeting demonstrable local demand and show pro-active commitment to developing school-club links.</p> <p>Clubs are sustainable, both in a financial sense and via their internal management structures in relation to recruitment and retention policy for both players and volunteers.</p> <p>Ideally, clubs should have already identified (and received an agreement in principle) any match funding required for initial capital investment identified.</p> <p>Clubs have processes in place to ensure capacity to maintain sites to the existing, or better, standards.</p>	<p>Sites should be those identified as 'Local Sites' (recommendation d) for new clubs (i.e. not those with a Shropshire-wide significance) but that offer development potential.</p> <p>For established clubs which have proven success in terms of self-management 'Main sites' are also appropriate.</p> <p>Sites should acquire capital investment to improve or be leased with the intention that investment can be sourced to contribute towards improvement of the site.</p>

Local sports clubs should be supported by partners including the Council and NGBs to achieve sustainability across a range of areas including management, membership, funding, facilities, volunteers and partnership work. All clubs could be encouraged to look at different management models such as registering as Community Amateur Sports Clubs (CASC)<sup>38</sup>. They should also be encouraged to work with partners locally – such as volunteer support agencies or local businesses.

The Council could establish core outcomes to derive from clubs taking on a lease arrangement to ensure that the most appropriate are assigned sites. Outcomes may, for example, include:

- ✦ Increasing participation.
- ✦ Supporting the development of coaches and volunteers.
- ✦ Commitment to quality standards.
- ✦ Improvements (where required) to facilities, or at minimum retaining existing standards.

<sup>38</sup> <http://www.cascinfo.co.uk/cascbenefits>

In addition, clubs should be made fully aware of the associated responsibilities/liabilities when considering leases of multi-use public playing fields. It is important in these instances that the site, to some degree, remains available for other purposes or for other users.

For clubs with lease arrangements already in place, these should be reviewed when fewer than 25 years remain to improve security of tenure and aid the attraction of funding; clubs with fewer than 25 years remaining on a lease agreement are unlikely to be eligible for external funding.

### **Recommendation (c) - Maximise community use of education facilities where needed**

To maximise community use, development of a more coherent, structured relationship with schools is recommended. The ability to access good facilities within the local community is vital to any sports organisation, yet many clubs struggle to find good quality places to play and train. A key issue in Shropshire is a lack of access to high quality provision located at its several private educational establishments.

A large number of sporting facilities are located on education sites and making these available to sports clubs can offer significant benefits to both the schools and local clubs. It is, however, common for school stock not to be fully maximised for community use, even on established community use sites.

In some instances, outdoors sports facilities are unavailable for community use due to poor quality and therefore remedial works will be required before it can be established. The low carrying capacity of these pitches sometimes leads to them being played to capacity or overplayed simply due to curricular and extra-curricular use, meaning they cannot accommodate any additional use by the community.

Although there is a growing number of academies over which the Council has little or no control, it is still important to understand the significance of such sites and attempt to work with the schools where there are opportunities for community use. In addition, the relevant NGB has a role to play in supporting the Council to deliver the strategy and communicating with schools where necessary to address shortfalls in provision, particularly for football pitches.

As detailed earlier, NGBs and Sport England can often help to negotiate and engage with schools where the local authority may have limited direct influence. This is particularly the case at sites that have received funding from the relevant bodies or are going to receive funding in the future as community access can be a condition of the funding agreement.

Although not captured within the remit of a PPOSS, the Shropshire Playing Fields Association reports it would be beneficial to understand whether school playing fields have the capacity to meet curricular and extracurricular demand across the Authority. If this can be obtained a clearer picture on the potential spare capacity at these sites can be examined.

## AIM 2

To **enhance** outdoor sport facilities and ancillary facilities through improving quality and management of sites.

### Recommendations:

- d. Maintain quality and seek improvements where necessary
- e. Adopt a tiered approach (hierarchy of provision) to the management and improvement of sites.
- f. Work in partnership with stakeholders to secure funding
- g. Secure developer contributions

### ***Recommendation (d) – Improve quality***

There are a number of ways in which it is possible to improve quality, including, for example, addressing overplay and improving maintenance. Given that the majority of councils' face reducing budgets it is currently advisable to look at improving key sites as a priority (e.g. the largest sites that are the most overplayed or the poorest). The action plan within this document provides a starting point for this, identifying key sites, poor quality site and/or sites that are overplayed.

With such pressures on budgets, any wide-ranging direct investment into pitch quality is challenging and other options for improvements should be considered. This could be via asset transfer as highlighted in Objective 1, with clubs taking on maintenance, whilst other options may include equipment banks and the pooling of resources for maintenance.

### ***Addressing quality issues***

Quality across Shropshire is variable but generally most pitches are assessed as poor or standard quality. Where facilities are assessed as standard or poor quality and/or overplayed, maintenance regimes should be reviewed and, where possible, improved to ensure that what is being done is of an appropriate standard to sustain/improve pitch quality. Ensuring continuance of existing maintenance of good quality sites is also essential.

It is also important to note the impact the weather has on quality. The worse the weather, the poorer facilities tend to become, especially if no drainage systems are in place or if existing drainage systems are inadequate. This also means that quality can vary, year on year, dependent upon the weather and levels of rainfall.

Based upon an achievable target using existing quality scoring to provide a baseline, a standard should be used to identify deficiencies and investment should be focused on those sites which fail to meet the proposed quality standard (using the site audit database as provided in electronic format). The strategic approach to outdoor sports facilities achieving these standards should be to enhance quality and therefore the planning system should seek to protect them.

For the purposes of quality assessments, outdoor sports facilities and ancillary facilities are separately reported as being of 'Good', 'Standard' or 'Poor' quality. Some good quality sites may have poor quality elements and vice versa (e.g. a good quality pitch may be serviced by poor quality changing facilities).

Good quality refers to pitches that have, for example, good grass cover, an even surface, are free from litter. For rugby, a good quality pitch is also pipe and/or slit drained. In terms of ancillary facilities, good quality refers to access for disabled people, sufficient provision for referees, juniors/women/girls and appropriate provision of showers, toilets and car parking.

Standard quality refers to pitches that have, for example, adequate grass cover, minimal signs of wear and tear and goalposts may be secure but in need of minor repair. For rugby, drainage is natural but adequate. In terms of ancillary facilities, standard quality refers to adequately sized changing rooms, storage provision and provision of toilets.

Poor quality refers to provision with, for example, inadequate grass cover, uneven surfaces and poor drainage. In terms of ancillary facilities, poor quality refers to inappropriate changing rooms with no showers, no running water and/or old, dated interiors. If a poor quality site receives little or no usage that is not to say that no improvement is needed, it may instead be the case that it receives no demand because of its quality, thus an improvement in said quality will attract demand to the site, potentially from overplayed standard or good quality sites.

Without appropriate, fit for purpose ancillary facilities, good quality pitches may be underutilised. Changing facilities form the most essential part of this offer and therefore key sites should be given priority for improvement.

In order to prioritise investment into key sites it is recommended that the Steering Group works up a list of criteria, to provide a steer on future investment.

## *Flooding*

Key settlements within Shropshire including Shrewsbury, Church Stretton, Buildwas / Ironbridge, Albrighton, Ludlow, Gobowen, Ellesmere, Whitchurch and Bridgnorth are located near to rivers such as the River Severn. This means specific sports sites within these settlements are located on flood zones. The table below identifies the different definitions for each flood zone.

*Table 5.2: Flood Zones*

<b>Flood Zone</b>	<b>Definition</b>
<b>Zone One - Low Probability</b>	Land having a less than 1 in 1,000 annual probability of river or sea flooding.
<b>Zone Two - Medium Probability</b>	Land having between a 1 in 100 and 1 in 1,000 annual probability of river flooding; or land having between a 1 in 200 and 1 in 1,000 annual probability of sea flooding.
<b>Zone Three A - High Probability</b>	Land having a 1 in 100 or greater annual probability of river flooding; or Land having a 1 in 200 or greater annual probability of sea flooding.
<b>Zone Three B - The Functional Floodplain</b>	This zone comprises land where water has to flow or be stored in times of flood. Local planning authorities should identify in their Strategic Flood Risk Assessments areas of functional floodplain and its boundaries accordingly, in agreement with the Environment Agency.

In fact, there are a total of 27 sites which contain outdoor sports provision which are located in either flood zones two and/or flood zone three.

# SHROPSHIRE COUNCIL STRATEGY & ACTION PLAN

Figure 5.1: Location of sporting sites within flood zones across Shropshire

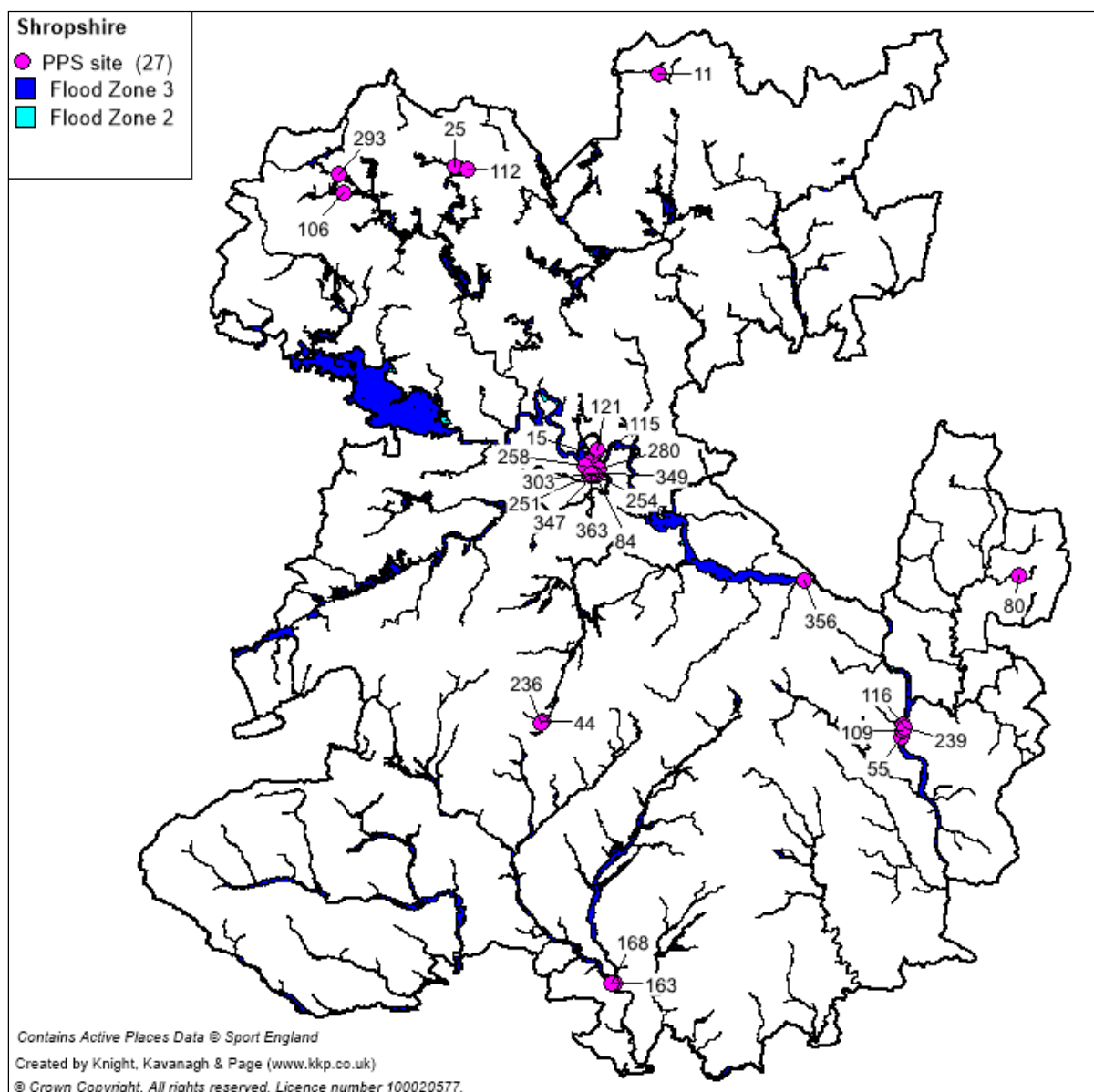


Table 5.3: Key to sporting sites within flood zones across Shropshire

Analysis area	Place plan	Site ID	Site name	Sport/s	Flood Zones	
					2	3
Central	Shrewsbury	15	Bagley Sports and Social Club	Bowls	Yes	
Central	Shrewsbury	84	Coleham Primary School	N/A	Yes	
Central	Shrewsbury	115	Frankwell Recreation Ground	Football Cricket	Yes	Yes
Central	Shrewsbury	121	Greenfields Bowling Club	Bowls	Yes	
Central	Shrewsbury	251	Shrewsbury Lawn Tennis Club	Tennis	Yes	Yes
Central	Shrewsbury	254	Shrewsbury Severnside Bowling Club	Disused bowls	Yes	Yes

## SHROPSHIRE COUNCIL STRATEGY & ACTION PLAN

Analysis area	Place plan	Site ID	Site name	Sport/s	Flood Zones	
					2	3
Central	Shrewsbury	258	Silks Meadow Recreation Ground	Bowls Tennis	Yes	Yes
Central	Shrewsbury	280	Telepost Sports & Social Club (Abbey Sports Ground)	Bowls	Yes	Yes
Central	Shrewsbury	303	Town Walls Tennis Club	Tennis	Yes	Yes
Central	Shrewsbury	347	Old Shrewsbury Bowling Club	Bowls	Yes	Yes
Central	Shrewsbury	349	Prince of Wales Bowling Greens	Bowls	Yes	Yes
Central	Shrewsbury	363	Crescent Bowling Club	Bowls	Yes	Yes
North East	Whitchurch	11	Archibald Worthington Club	Bowls	Yes	
North West	Ellesmere	25	Beech Grove Playing Fields	Football	Yes	Yes
North West	Ellesmere	112	Ellesmere Cricket Club	Cricket	Yes	
North West	Oswestry	106	Derwen College	N/A	Yes	
North West	Oswestry	293	The Playing Fields	Football	Yes	Yes
South	Ludlow	163	Ludlow Castle Tennis and Bowls Club	Bowls Tennis	Yes	Yes
South	Ludlow	168	Ludlow Rugby Football Club	Rugby union	Yes	Yes
South East	Albrighton	80	Clockmills	Informal football	Yes	Yes
South East	Bridgnorth	55	Bylet Bowling Club	Bowls	Yes	Yes
South East	Bridgnorth	109	Edgar Davies Ground (Bridgnorth RFC)	Rugby union	Yes	Yes
South East	Bridgnorth	116	Friars Playing Fields	Football Cricket Rugby union	Yes	Yes
South East	Bridgnorth	239	Severn Park	Rugby union	Yes	Yes
South East	Much Wenlock	356	Ironbridge Power Station	Lapsed Cricket & Football	Yes	Yes
South West	Church Stretton	44	Brooksbury Playing Fields	Football	Yes	Yes
South West	Church Stretton	236	Russels Meadow Ground	Football Cricket	Yes	Yes

Due to the above sites' location, addressing quality issues through drainage improvements can often be ineffective with options such as dedicated regular and routine maintenance regimes consider a more effective solution.

If these sites do flood it is recommended relevant flood relief funds are applied for to address issues. The RFU, working with Sport England, has produced a set of information for clubs that have been affected by adverse weather in England<sup>39</sup>.

Sport England also offers various funding options for clubs that have been affected by flooding such as the Community Asset Fund<sup>40</sup>. These are typically separated into three criteria: small scale investment (£1,000 - £15,000), medium scale investment (£15,000 - £50,000) and large scale investment (£50,000 - £150,000). The Community Asset Fund was designed to help communities respond quickly to emergencies or unexpected events that stop people from being active.

## Addressing overplay

In order to improve the overall quality of the outdoor facility stock; it is necessary to ensure that provision is not overplayed beyond recommended carrying capacity. This is determined by assessing quality (via a non-technical site assessment) and allocating a match limit to each (daily for hockey, weekly for football and rugby union and seasonal for cricket).

The FA, the RFU, the ECB and EH all recommend a number of matches that pitches should take based on quality, as seen in the table below. For other grass pitch sports, no guidelines are set by the NGBs although it can be assumed that a similar trend should be followed.

Table 5.4: Capacity of pitches

Sport	Pitch type	No. of matches		
		Good quality	Standard quality	Poor quality
Football	Adult pitches	3 per week	2 per week	1 per week
	Youth pitches	4 per week	2 per week	1 per week
	Mini pitches	6 per week	4 per week	2 per week
Rugby union	Natural Inadequate (D0)	2 per week	1.5 per week	0.5 per week
	Natural Adequate (D1)	3 per week	2 per week	1.5 per week
	Pipe Drained (D2)	3.25 per week	2.5 per week	1.75 per week
	Pipe and Slit Drained (D3)	3.5 per week	3 per week	2 per week
Cricket	One grass wicket	5 per season	4 per season	0 per season
	One synthetic wicket	60 per season		
Hockey	Full size AGP	4 per day	4 per day	4 per day

It is imperative to engage with clubs to ensure that sites are not played beyond their capacity. Play should therefore be encouraged, where possible, to be transferred to alternative venues that are not operating at capacity. This may include transferring play to 3G pitches or to sites not currently available for community use but which may be in the future.

A cost-effective way to reduce unofficial use (and therefore overplay), particularly for football, could be to remove goalposts in between match days, principally at open access, high traffic sites that are managed by clubs. This will, however, require adequate, secured storage to be provided.

For cricket, an increase in the usage of NTPs is key to alleviating overplay as this allows for the transfer of junior demand from grass wickets. It also does not require any additional playing pitch space as NTPs can be installed in situ to existing squares.

For rugby union, additional floodlighting can mitigate some of the overplay as it allows training demand to be spread across a greater number of pitches or unmarked areas. If permanent floodlighting is not possible, portable floodlighting is an alternative, as is the installation of a World Rugby compliant 3G pitch.

<sup>40</sup> <https://www.sportengland.org/how-we-can-help/our-funds/community-asset-fund>

## ***Increasing maintenance***

Standard or poor grass pitch quality may not just be a result of poor drainage. In some instances, ensuring there is an appropriate maintenance for the level/standard of play can help to improve quality and therefore increase pitch capacity. Each NGB can provide assistance with reviewing pitch maintenance regimes.

The FA has the Pitch Improvement Programme (PIP) which has been developed in partnership with Grounds Maintenance Association (GMA) to develop a grass pitch maintenance service that can be utilised by grassroots clubs with the aim of improving knowledge, skills and therefore the quality of pitches. The key principles behind the service are to provide clubs with advice/practical solutions in a range of areas, with the simple aim of improving playing surfaces. The programme is designed to help clubs on sites that they themselves manage and maintain but can also be used to advise council-maintained sites.

In addition, PIP also aims to focus on developing an improved maintenance programmes with local authorities that can be utilised at local authority maintained sites.

For cricket and the ECB, the equivalent is the Grounds and Natural Turf Improvement Programme, which is jointly funded by the ECB, FA, Football Foundation and the GMA. Its aim is to raise the standards of sports surfaces as well as the understanding of sports turf management practices among grassroots sports clubs across England Wales.

In relation to cricket specifically, maintaining high pitch quality is the most important aspect of the sport. If the wicket is poor, it can affect the quality of the game and, in some instances, become dangerous. The ECB recommends full technical assessments of wickets and pitches available through a Performance Quality Standard Assessment (PQS). The PQS assesses a cricket square to ascertain whether it meets the standards that are benchmarked by the Grounds Maintenance Association (GMA)

## ***Improving changing provision***

There is a need to address changing provision at some sites in Shropshire, these are generally centred at either club or town /parish council managed sites.

Sites which predominantly accommodate adult and/or older junior age group sports should be prioritised for improvements, whilst there is a trend for younger junior age groups (particularly for football) not to require use of changing provision, with suitable male and female toilet provision for players and spectators considered to be of greater importance. This include, but are not limited to:

- ◀ London Road Sports Centre
- ◀ Butler Sports Centre
- ◀ Clee Hill Recreation Ground
- ◀ Loak Road
- ◀ Hinstock Cricket Club
- ◀ Harcourt Cricket Club
- ◀ Chelmarsh Sports & Social Club
- ◀ Sandford Park
- ◀ Edgar Davies Ground
- ◀ Oswestry Rugby Club

### **Recommendation (e) – Adopt a tiered approach (hierarchy of provision) to the management and improvement of sites**

To allow for facility developments to be programmed on a phased basis the Council should adopt a tiered approach to the management and improvement of outdoor sport sites and associated facilities. Please refer to Part 6: Action Plan for the proposed hierarchy.

### **Recommendation (f) – Work in partnership with stakeholders to secure funding**

Partners should ensure that appropriate funding secured for improved sports provision is directed to areas of need, underpinned by a robust strategy for improvement in outdoor sport provision and accompanying ancillary facilities.

To address community need, target priority areas and reduce provision duplication, a coordinated approach to strategic investment is required. In delivering this recommendation, the Council should maintain a regular dialogue with local partners through the PPOSS Steering Group.

Although some investment in new provision will not be made by the Council directly, it is important that the Steering Group directs and leads a co-ordinated approach to facility development whether made at/by education sites, NGBs, sports clubs and the commercial sector. This is to ensure that the extent to which it addresses community need is optimised and duplication is avoided.

One of sport's key contributions is its positive impact on public health. It is therefore important to lever in investment from other sectors such as, for example, health and wellbeing. Sport and physical activity can have a profound effect on peoples' lives, and plays a crucial role in improving community cohesion, educational attainment and self-confidence.

Please refer to Appendix One for further funding information which includes detail in respect of current opportunities, likely funding requirements and indicative project costs.

### **Recommendation (g) –Secure developer contributions**

This strategy should inform policies and supplementary planning documents by setting out the approach to securing sport and recreational facilities through new housing development, which is especially pertinent to Shropshire given the level of identified housing growth.

A development located within an accessible distance from a high-quality outdoor sport facility does not necessarily negate need for further provision or improvement to existing provision in the locality to accommodate additional demand arising from that development. The PPOSS should be used to help determine the likely impact of a new development on demand, the capacity of existing sites in the area, and whether there is a need for improvements to increase capacity or new provision is required.

For playing pitches, the Council should use Sport England's new Playing Pitch Calculator (PPC) (see Part 7) as a tool to determine developer contributions linking to sites within the locality. This uses team generation rates from the Assessment Report to determine how many new teams will be generated from an increase in population, as per that derived from housing growth. This is then converted into pitch requirements for each sport alongside the associated costs.

The guidance should be the basis for negotiation with developers to secure contributions to include provision within the development and/or enhancement of appropriate playing fields and subsequent maintenance on existing sites within the locality. Section 106 contributions can also be used to improve the condition and maintenance regimes of pitches which, in turn, will increase pitch capacity to accommodate more matches.

A number of planning policy objectives should be implemented to enable the above to be delivered:

- ◀ Most new developments which create net additional floor space of 100 square metres or more or create a new dwelling.
- ◀ Planning consent should include appropriate conditions and/or be subject to specific planning obligations. Where developer contributions are applicable, a Section 106/CIL Agreement or equivalent must be completed that specifies, when applied, the amount that will be linked to Sport England's Building Cost Information Service<sup>41</sup> from the date of the permission and timing of the contribution/s to be made.
- ◀ Contributions should also be secured towards the first ten years of maintenance on new pitches. NGBs and Sport England can provide further and up to date information on the associated costs.
- ◀ External funding should be sought/secured to achieve maximum benefit from the investment into appropriate outdoor sport facility enhancement and its subsequent maintenance.
- ◀ Where new multiple pitches are provided, appropriate changing rooms and associated car parking should be located on site.
- ◀ All new or improved outdoor sport facilities on school sites should be subject to community use agreements.

---

<sup>41</sup> <https://www.sportengland.org/facilities-planning/design-and-cost-guidance/cost-guidance/>

## AIM 3

To **provide** new outdoor sport facilities where there is current or future demand to do so.

### Recommendations:

- h. Identify opportunities to add to the overall stock to accommodate both current and future demand.
- i. Rectify quantitative shortfalls through the current stock.

### **Recommendation (h) - Identify opportunities to add to the overall stock to accommodate both current and future demand**

The Steering Group should use the Action Plan within this Strategy for improvements to the Council's own outdoor sports facilities whilst recognising the need to support partners. The Action Plan lists improvements to be made to each site focused upon both qualitative and quantitative improvements as appropriate on an area by area basis.

Although there are identified shortfalls of match equivalent sessions, most current and future demand is currently being met and most shortfalls can be addressed via quality improvements and/or improved access to sites that are presently used minimally or currently unavailable. Adding to the current stock, particularly in the short term, is therefore not recommended as a priority, except in the case of 3G pitches where there is a discrete need, where there is significant housing growth, or where sites fall out of use and require mitigation.

It is important that there is a joined-up approach between the relevant neighbouring authorities to ensure that 3G pitches are developed at the most appropriate sites, such as by selecting sites that can contribute towards accommodating demand from neighbouring authorities. This approach will also ensure there is no duplication of provision that will compete against each other to attract demand.

Where new schools are provided in major new residential developments, they should be designed to facilitate community access, with opportunities for meeting the community's outdoor sports needs explored at the planning stage to maximise potential demand and ensure the correct facility provision. For example, full size 3G pitches are often best suited to secondary school sites, whereas mini football pitches and MUGAs/small sided AGPs on primary school sites tend to be provided.

### **Recommendation (i) - Rectify quantitative shortfalls through the current stock**

The Council and its partners should work to rectify identified inadequacies and meet identified shortfalls as outlined in the preceding Assessment Report and the sport by sport specific recommendations (Part 3) as well as the following Action Plan (Part 6).

It is important that the current levels of provision are protected, maintained and enhanced to secure provision now and in the future. For most sports the current and future demand for provision identified in Shropshire can be overcome through maximising use of existing stock through a combination of:

- ♦ Improving quality in order to improve the capacity to accommodate more demand.
- ♦ Transferring demand from overplayed sites to sites with spare capacity.
- ♦ The re-designation of facilities.
- ♦ Securing long term community use at school sites including those currently unavailable.
- ♦ Working with commercial and private providers to secure tenure and increase usage.

Unmet demand, changes in sport participation and trends, and proposed housing growth should be recognised and factored into future facility planning. Assuming an increase in participation and housing growth occurs, it will impact on the future need for certain types of sports facilities. Sports development work also approximates unmet demand which cannot currently be quantified (i.e. it is not being suppressed by a lack of facilities) but is likely to occur. The following table highlights the main development trends in each sport and their likely impact on facilities. However, it is important to note that these may be subject to change.

Furthermore, retaining some spare capacity allows some pitches to be rested to protect overall pitch quality in the long-term. Therefore, whilst in some instances it may be appropriate to re-designate a senior pitch where there is low demand identified a holistic approach should be taken to re-designation for the reasons cited. The site-by-site action planning will seek to provide further clarification on where re-designation is suitable.

*Table 5.4: Likely future sport-by-sport demand trends*

Sport	Future sports development trend	Strategy impact
Football	Demand for adult football is likely to be sustained with the FA focusing on retention. There is also likely to be some continued movement towards small sided football for adults.	Additional need for 3G pitches. Sustain current pitch stock but give consideration to pitch reconfiguration to accommodate youth 11v11 football. Qualitative improvements.
	Demand for mini and youth football is likely to increase and the FA has a key objective to deliver 50% of mini and youth football on 3G pitches.	Sustain current stock and consideration given to reconfigure pitches if required. Qualitative improvements. Where possible utilise new or existing 3G pitches to further accommodate this demand and ensure FA testing.
	The FA's strategy for Women's and Girls' football: 2017 – 2020 was released in March 2017. One of the major goals of the new strategy will be to double participation.	Demand for grass pitches and 3G pitches is likely to increase.
3G pitches	Demand for 3G pitches for football is high and will continue to increase. It is likely that future demand for the use of 3G pitches will increase for both training and match play purposes.	Requirement for new 3G pitches to be provided and a need for community use agreements to be in place for any new pitches as well as sinking funds. Requirement for 3G pitches to be FA/FIFA tested to host competitive matches. Utilise Sport England/NGB guidance on choosing the correct surface.
Cricket	Except for grounds identified as poor quality, ECB predicts further growth in cricket demand for pitch use over the next few years.	Pitches that are already identified in the PPOSS as being at capacity will not be able to accommodate additional playing demand generated and it is predicted there will be demand for access to additional cricket playing facilities.
	All Stars Cricket, the ECB national programme for 5-8 year olds, is engaging large numbers of children and has already been delivered over the past 3-4 years, with increasing numbers of participants year on year, alongside Chance to Shine cricket delivery in primary schools.	Greater usage of outfielders to accommodate demand from All Stars and Dynamos Cricket. Shorter formats of cricket, and additional formats including softball cricket, are also driving up demand for pitches. An increase stock of NTPs likely to be required to accommodate demand.

## SHROPSHIRE COUNCIL STRATEGY & ACTION PLAN

Sport	Future sports development trend	Strategy impact
	Dynamos Cricket is the latest launch by the ECB, building on the existing All Stars the programme is for 8-11-year-olds. Participants will continue to develop their skills and be introduced to a countdown style of cricket match.	
	Women's and girls' cricket is a national ECB priority and there is a target to establish more female teams in every local authority.	Increased requirement for peak time access to pitches and outfielders to utilise playing strips. Need to ensure access to good quality facilities including, segregated changing and toilet provision.
Rugby union	Locally, the RFU want to ensure access to pitches satisfies existing demand and predicted growth. It is also an aim to protect and improve pitch quality, as well as ancillary facilities.	Clubs are likely to field more teams in the future. It is important, therefore, to work with the clubs to maintain the current pitch stock and support facility development. Capital improvements are required to the existing natural turf pitches as is improvements to the quality of changing rooms, where appropriate. All clubs should have access to high quality floodlit pitches to support training and match play demand.
Hockey	Current playing level is likely to increase.	Ensure continued use of sand-based AGPs to accommodate current demand and ensure sinking funds are in place for long-term sustainability. Ensure that no 3G pitch conversions take place that are detrimental to hockey.
	High profile events (Hockey World Cup 2018 Legacy)	These high profile events aim to raise the profile of the game within England and there will be community events in the build-up within clubs and a promotional programme through clubs and local schools. This will inevitably raise the profile of the game with the aim to increase participation.
	New 2019 launched England Hockey initiative, Hockey Heroes (aimed at growing participation for under 10s).	Ensure off peak availability to accommodate additional future demand.
Bowls	No expected net increase in memberships.	Likely that any future increase could be accommodated on existing greens but quality may need to be improved.
Tennis	The LTA has a key priority for the strategic development and growth of tennis at both a club and wider community level such as local parks.	Increases in participation can be accommodated through providing additional courts that are floodlit. An increase in casual play can be encouraged through adopting LTA initiatives such as digital access systems.
Netball	Membership of clubs is expected to increase.	Likely that any future increase could be accommodated on existing courts, however, providing more courts that are floodlit may be beneficial.

## PART 6: ACTION PLAN

The site-by-site action plan seeks to address key issues identified in the preceding Assessment Report. It provides recommendations based on current levels of usage, quality and future demand, as well as the potential of each site for enhancement. It should be reviewed in the light of staff and financial resources in order to prioritise support for strategically significant provision and provision that other providers are less likely to make. The Action Plan is separated by analysis area.

The Council should make it a high priority to work with NGBs and other partners to comprise a priority list of actions based on local priorities, NGB priorities and available funding. To allow for facility developments to be programmed within a phased approach, the Council should adopt a tiered approach to the management and improvement of outdoor facility sites and associated provision.

The identification of sites is based on their strategic importance within the Authority i.e. they accommodate the majority of demand, or the recommended action has the greatest anticipated impact on addressing shortfalls (identified either on a sport-by-sport basis or across the Council area as a whole).

*Table 6.1: Proposed tiered site criteria*

Criteria	Hub sites	Main sites	Local sites
<b>Site location</b>	Strategically located in the Authority. Priority sites for NGBs.	Strategically located within the analysis area.	Serves the local community.
<b>Site layout</b>	Accommodates three or more grass pitches, including provision of an AGP.	Accommodates two or more grass pitches.	Accommodates one or more pitches.
<b>Type of sport</b>	Single or multi-sport provision. Could also operate as a central venue.	Single or multi-sport provision. Could also operate as a central venue.	Single or multi-sport provision.
<b>Management</b>	Management control remains within the local authority/other provider or with an appropriate lease arrangement through a committee or education owned.	Management control remains within the local authority/provider or with an appropriate club on a lease arrangement.	Management control remains within the local authority/provider or with an appropriate club on a lease arrangement.
<b>Maintenance regime</b>	Maintenance regime aligns with NGB guidelines.	Maintenance regime aligns with NGB guidelines.	Standard maintenance regime either by the club or in house maintenance contract.
<b>Ancillary facilities</b>	Good quality ancillary facility on site, with sufficient changing rooms and car parking to serve the number of pitches.	Good quality ancillary facility on site, with sufficient changing rooms and car parking to serve the number of pitches.	No changing room access on site or appropriate access to accommodate both senior and junior use concurrently (if required).

**Hub sites** are of strategic Authority wide importance where users are willing to travel to access the range and high quality of facilities offered and are likely to be multi-sport. These have been identified on the basis of the impact that the site will have on addressing the issues identified in the assessment.

**Main sites** are more community focused sites, although some are still likely to service a wider analysis area. There may be more of a focus on a specific sport.

Additionally, it is considered that some financial investment may be necessary to improve the ancillary facilities at both hub sites and Main site sites to complement the pitches in terms of access, flexibility (i.e. single-sex changing if necessary), quality and that they meet the rules and regulations of local competitions.

**Local sites** refer to those sites offering minimal provision or that are of minimal value to the wider community. Primarily they are sites with one facility or a low number of facilities that service just one or two sports. The level of priority attached to them for external investment may be relatively low.

For local authority sites, consideration should be given, on a site-by-site basis, to the feasibility of a club taking on a long-term lease (if not already present), in order that external funding can be sought. Such sites will require some level of investment, either to the outdoor sport facilities or ancillary facilities, and it is anticipated that one of the conditions of offering a hire/lease is that the Club would be in a position to source external funding to improve/extend the provision.

Other sites considered in this tier may be primary school sites or secondary school sites that are not widely used by the community or that do not offer community availability.

Some local sites are suitable for rationalisation providing that capital receipts are allocated to replace the lost provision at larger, multi-pitch sites.

### **Management and development**

The following issues should be considered when undertaking sports related site development or enhancement:

- ✦ Financial viability.
- ✦ Security of tenure.
- ✦ Planning permission requirements and any foreseen difficulties in securing permission.
- ✦ Adequacy of existing finances to maintain existing sites.
- ✦ Business Plan/Masterplan – including financial package for creation of new provision where need has been identified.
- ✦ Analysis of the possibility of shared site management opportunities.
- ✦ The availability of opportunities to lease sites to external organisations.
- ✦ Options to assist community groups to gain funding to enhance existing provision.
- ✦ Negotiation with landowners to increase access to private hub sites.
- ✦ Football investment programme/3G pitch development with the FA and Football Foundation

### **Partners**

The column indicating partners refers to the main organisations that the Council would look to work with to support delivery of the actions. Given the extent of potential actions it is reasonable to assume that partners will not necessarily be able to support all of the actions identified but where the action is a priority and resource is available the partner will endeavour to provide support.

## **Priority**

Although hub sites are mostly likely to have a **high** priority level as they have wide importance, high priority sites have been identified on the basis of the impact that the site will have on addressing the key issues identified in the assessment. Therefore, some Main sites and local sites are also identified as having a high priority level. It is these projects/sites which should generally, if possible, be addressed within the short term (1-2 years).

The majority of Main sites are a **medium** priority, have analysis area importance and have been identified on the basis of the impact that the site will have on addressing the issues identified in the assessment.

The **low** priority sites tend to be single pitch or single sport sites and often club or education sites with local specific importance but that may also contribute to addressing the issues identified in the assessment for specific users.

## **Costs**

The strategic actions have also been ranked as low, medium or high based on cost. The brackets are:

- ◀ (L) -Low - less than £50k;
- ◀ (M) -Medium - £50k-£250k;
- ◀ (H) -High £250k and above.

These are based on Sport England's estimated facility costs which can be found at:  
<https://www.sportengland.org/facilities-planning/design-and-cost-guidance/cost-guidance/>

## **Timescales**

The Action Plan has been created to be delivered over a ten-year period. The information within the Assessment Report, Strategy and Action Plan will require updating as developments occur.

The indicative timescales relate to delivery times and are not priority based:

- ◀ (S) -Short (1-2 years);
- ◀ (M) - Medium (3-5 years);
- ◀ (L) - Long (6+ years).

## **Aim**

Each action seeks to meet at least one of the three aims of the Strategy; **Enhance, Provide, Protect**.

# SHROPSHIRE COUNCIL STRATEGY & ACTION PLAN

## CENTRAL ANALYSIS AREA

Sport	Analysis area	Current demand (2020)		Future demand (2038)
		Pitch type	Current capacity total in MES <sup>[1]</sup>	Future capacity total in MES
Football (grass pitches)	Central	Adult	Spare capacity of 5.5	Spare capacity of 2.5
		Youth 11v11	Spare capacity of 1.5	Shortfall of 1.5
		Youth 9v9	At capacity	Shortfall of 2
		Mini 7v7	Spare capacity of 1	Spare capacity of 1
		Mini 5v5	Spare capacity of 3	Spare capacity of 3
	Shropshire	Adult	Spare capacity of 5	Spare capacity of 0.5
		Youth 11v11	Shortfall of 0.5	Shortfall of 5
		Youth 9v9	Spare capacity of 1.5	Shortfall of 4.5
		Mini 7v7	Spare capacity of 0.5	Spare capacity of 0.5
		Mini 5v5	Spare capacity of 1.5	Shortfall of 6
Football (3G pitches)	Central	Full size, floodlit	Shortfall of 3 full sized 3G pitch for team training	Shortfall of 3.5 full sized 3G pitch for team training
Cricket	Central	Saturday	Shortfall of 27	Shortfall of 60
		Sunday	Spare capacity of 28	Shortfall of 5
		Midweek	Spare capacity of 46	Spare capacity of 14
	Shropshire	Saturday	Shortfall of 29	Shortfall of 139
		Sunday	Spare capacity of 92	Shortfall of 18
		Midweek	Spare capacity of 147	Spare capacity of 47
Rugby union	Central	Senior	Shortfall of 5.25	Shortfall of 5.75
	Shropshire	Senior	Shortfall of 13.5	Shortfall of 21.75
Hockey (sand AGPs)	Shropshire	Full size, floodlit	There is a need to improve pitch quality and create a pitch to return exported demand.	There is a need to improve pitch quality and create a pitch to return exported demand.
Tennis	Shropshire	Courts	Adequate provision	Adequate provision
Bowls	Shropshire	Greens	Adequate provision	Adequate provision
Netball	Shropshire	Courts	Adequate provision	Adequate provision
Other sports	Shropshire	Pitches	Adequate provision	Adequate provision

### Key recommendations for Pontesbury & Minsterley

- ◆ To meet the future shortfalls, improve poor quality football pitches through enhanced levels of maintenance.
- ◆ Assist clubs in ancillary provision improvements where require
- ◆ Examine securing tenure for clubs where not already apparent
- ◆ Explore the feasibility in providing a second square at Pontesbury Playing Fields for the use of Pontesbury CC and the development of its Women and Junior section.

<sup>[1]</sup> MES – match equivalent sessions per week (per season for cricket)

### ***Key recommendations for Shrewsbury***

- ◀ To meet the future shortfalls, improve poor quality football pitches through enhanced levels of maintenance in addition to securing access to education sites or pitch reconfiguration.
- ◀ Refurbish the hockey suitable AGP at Roman Road Sports Centre and retain as a hockey suitable surface.
- ◀ In addition, explore the feasibility of developing three full size floodlit 3G FA approved pitch to accommodate both competitive and training demand.
- ◀ Ensure future demand for cricket can be met whether this is through creation of an NTP, additional wickets on site, access to secondary site with capacity or creation of new provision.
- ◀ Explore the feasibility in providing an additional either onsite or in the locality of Shrewsbury Cricket Club for the use of Shrewsbury CC.
- ◀ Ensure sites which are located in Flood Zones have access to flood relief funds when required in addition to preparing on site provision for the possibility of flooding.
- ◀ Assist in alleviating overplay at Shrewsbury Rugby Club where possible.
- ◀ Assist clubs in securing long term tenure where required particularly for cricket clubs to access relevant funding
- ◀ Assist in club's ambitions to improve ancillary provision where deemed necessary.

**PLACE PLAN – PONTESBURY & MINSTERLEY**

Site ID	Site	Post code	Sport	Management	Current status	Recommended actions	Partners	Site hierarchy tier	Priority	Timescales <sup>42</sup>	Cost <sup>43</sup>	Aim
152	Lea Cross Pitches	SY5 8HR	Football	Commercial	Two youth 11v11, one youth 9v9, one mini 7v7 and one mini 5v5 pitch all of which are poor quality. The youth 11v11 pitches are overplayed by one match equivalent sessions whereas the youth 9v9 pitch is overplayed by two match equivalent sessions. Both mini pitches are played to capacity at peak time. Site is not accompanied by ancillary facilities and does not have secure tenure.	Examine securing tenure on the site for community users. Improve pitch quality through an enhanced maintenance regime. If tenure can be secure explore options to create ancillary facilities on the site.	Commercial SFA FF	Local	M	M	L-M	Protect Enhance Provide
174	Mary Webb School and Science College	SY5 0TG	Football	Education	One poor quality adult pitch that is not available for community use. Pitch is played to capacity.	Improve pitch quality through an enhanced maintenance regime. Retain as current use.	Education SFA FF ECB SCB RFU LTA EN	Main site	L	S	L	Protect Enhance
			Football (3G)		One good quality floodlit small size 3G pitch (36x18). Provision is available for community use.	Ensure pitch quality through regular maintenance and retain as current use. Ensure a sinking fund is in place.						
			Cricket		One standard quality NTP used for curricular and extracurricular demand.	Sustain quality and retain as current use.						
			Rugby union		One poor quality (M0/D1) senior rugby union pitch that is not available for community use.	Improve pitch quality through enhanced maintenance to better accommodate curricular and extracurricular demand. Explore options for community use of the pitch.						
			Tennis		Two poor quality macadam tennis courts that are neither available for community use nor floodlit.	If warranted, improve court quality for curricular and extracurricular demand.						
			Netball		Two poor quality macadam netball courts that are neither available for community use nor floodlit.	If warranted, improve court quality for curricular and extracurricular demand						
182	Minsterley Playing Fields	SY5 0BY	Football	Minsterley PC	One adult pitch that has spare capacity discounted due to poor quality. Site has no ancillary facilities.	Improve pitch quality through an enhance maintenance regime.	PC SFA FF	Local	L	S	L	Enhance
218	Pontesbury Playing Fields	SY5 0QD	Football	Pontesbury PC	One adult, one mini 7v7 and one mini 5v5 pitch. The adult pitch is poor quality whereas the mini pitches are standard quality. Spare capacity on the adult pitch is discounted due to unsecure tenure with 0.5 match equivalent sessions of spare capacity on the mini 7v7 pitch and one match equivalent session of spare capacity on the mini 5v5 pitch.	Improve poor quality adult pitch through an enhance maintenance regime. When pitch has been improved examine reconfiguration to alleviate shortfalls on youth pitch types. Utilise spare capacity on the mini pitches for future demand or to alleviate overplay in the area. Explore the creation of a junior square on the site and understand its potential impact on football.	PC SFA FF ECB SCB BCGBA	Main site	M	S	L-M	Protect Enhance

<sup>42</sup> (S) -Short (1-2 years); (M) - Medium (3-5 years); (L) - Long (6+ years)

<sup>43</sup> (L) -Low - less than £50k; (M) -Medium - £50k-£250k; (H) -High £250k and above

Site ID	Site	Post code	Sport	Management	Current status	Recommended actions	Partners	Site hierarchy tier	Priority	Timescales <sup>42</sup>	Cost <sup>43</sup>	Aim
			Cricket		One good quality grass square that has 13 wickets. Site has minimal current capacity and cannot accommodate future demand,	Sustain square quality through regular maintenance. Explore the creation of a junior square on the site and understand its potential impact on football.						
			Bowls		One good quality bowling green used by Pontesbury BC. Tenure for the Club is unknown.	Sustain quality and maximise membership in order to create sustainability. Ensure the Club has secure tenure.						
292	The Nags Head	SY5 0QD	Bowls	Commercial	One standard quality bowling green.	Explore opportunities to make improvements in order to sustain membership levels.	Commercial BCGBA	Local	L	L	L	Protect
367	The Coates (Snailbeach White Stars FC)	SY5 0NS	Football	Private	One adult pitch that has spare capacity discounted due poor quality. Site has no ancillary facilities.	Improve pitch quality through an enhanced maintenance regime.	Private SFA FF	Local	L	L	L	Enhance

**PLACE PLAN - SHREWSBURY**

Site ID	Site	Post code	Sport	Management	Current status	Recommended actions	Partners	Site hierarchy tier	Priority	Timescales <sup>44</sup>	Cost <sup>45</sup>	Aim
3	Adcote School for Girls	SY4 2JY	Tennis	Education	Three good quality macadam tennis courts which are neither available for community use not floodlit.	Sustain quality through regular maintenance and retain as current use.	Education LTA EH	Local	L	L	L	Protect
			Netball		Three good quality macadam netball courts which are neither available for community use not floodlit.	Sustain quality through regular maintenance and retain as current use.						
15	Bagley Sports and Social Club	SY1 2RP	Bowls	Sports club	Two standard quality bowling greens that are used by Bagley BC. Tenure for the Club is unknown. Site is located on a Flood zone.	Explore opportunities to make improvements in order to sustain membership levels. Ensure the Club has secure tenure. Ensure the Club has access to relevant flood relief funds when required. Ensure the Club is prepared for the potential effects of flooding.	Sports club BCGBA	Local	L	L	L	Protect
18	Baschurch Bowling Club	SY4 2BG	Bowls	Sports club	One good quality bowling green which is lease to Baschurch BC until 2023.Club has c50 members.	Sustain quality and maximise membership in order to create sustainability. Ensure lease is renegotiated to provide security of tenure when required.	Sports club BCGBA	Local	L	M	L	Protect
19	Baschurch Playground	SY4 2DW	Football	Baschurch Parish Council	One mini 7v7 pitch that has spare capacity discounted due to poor quality. Site has no ancillary facilities.	Based on levels of demand improve pitch quality through enhance maintenance. If pitch quality improved examine pitch reconfiguration to alleviate identified mini 5v5 shortfalls.	PC SFA FF	Local	L	S	L	Enhance
20	Baschurch Tennis Club	SY4 2EG	Tennis	Sports club	Two good quality macadam tennis courts that are floodlit and available	Sustain quality and retain as current use.	Sports club LTA	Local	L	L	L	Protect

<sup>44</sup> (S) -Short (1-2 years); (M) - Medium (3-5 years); (L) - Long (6+ years)

<sup>45</sup> (L) -Low - less than £50k; (M) -Medium - £50k-£250k; (H) -High £250k and above

Site ID	Site	Post code	Sport	Management	Current status	Recommended actions	Partners	Site hierarchy tier	Priority	Timescales <sup>44</sup>	Cost <sup>45</sup>	Aim
					for community use. Baschurch TC is involved in the British Tennis Weekend. Club has c293 members.	Seek to retain current membership levels. Assist the Club in participation in LTA initiatives.						
21	Baschurch Village Hall Pitches	SY4 2JN	Football	Baschurch Parish Council	One adult, one youth 9v9 and one mini 7v7 pitch all of which are poor quality. The youth 9v9 pitch has spare capacity discounted due to quality whereas the other pitches are played to capacity. Baschurch FC, in conjunction with Baschurch Village Hall, is preparing a joint bid for DEFRA (Department of Environment, Food and Rural Affairs) funding in order to create a clubhouse facility at Baschurch Village Hall Pitches.	Improve pitch quality through an enhanced maintenance regime. Assist the Club and Baschurch Village Hall in its bid for funding to create ancillary facilities.	PC Sports club SFA FF	Local	M	S-M	L-M	Enhance Provide
27	Belvidere School	SY2 5LA	Football	Education	Two adult and one youth 9v9 pitch all of which are poor quality and not available for community use. Pitches are played to capacity through curricular and extracurricular use.	Improve pitch quality when required to better accommodate levels of curricular and extracurricular demand.	Education SFA FF ECB SCB RFU LTA EN	Local	L	L	L	Protect Enhance
			Cricket		One standard quality NTP that is not available for community use.	Sustain quality and retain as current use.						
			Rugby union		One poor quality (M0/D1) senior pitch that is not available for community use.	Improve pitch quality when required to better accommodate levels of curricular and extracurricular demand. Explore options for community use of the pitch.						
			Tennis		Four poor quality macadam tennis courts that are not available for community use nor floodlit.	Improve court quality when required to better accommodate levels of curricular and extracurricular demand.						
			Netball		Four poor quality macadam netball courts that are not available for community use nor floodlit.	Improve pitch quality when required to better accommodate levels of curricular and extracurricular demand.						
29	Bicton Village Hall	SY3 8ER	Football	Bicton Parish Council / Sports club	One mini 7v7 pitch that has spare capacity discounted due to poor quality.	Based on levels of demand improve pitch quality through enhance maintenance. If pitch quality improved examine pitch reconfiguration to alleviate identified mini 5v5 shortfalls.	PC Sports club SFA FF BCGBA	Local	L	L	L	Protect Enhance
			Bowls		One standard quality bowling green that is owned by Bicton BC. The Club has aspirations to make ongoing improvements to surroundings. Club has c63 members.	Explore opportunities to make improvements in order to sustain membership levels. Assist the Club in improving ancillary provision.						
35	Boiler House Pitch	SY3 5PS	Football	Shrewsbury Town Council	One poor quality adult pitch that is overplayed by 0.5 match equivalent sessions. Site has no ancillary facilities.	Improve pitch quality through an enhance maintenance regime	TC SFA FF	Local	M	S	L	Enhance
37	Bomere Heath Cricket Club	SY4 3AW	Cricket	Sports club	One good quality square with 12 grass wickets. Square has capacity for additional demand on Sundays and Midweek. Bomere Heath CC has	Sustain square quality through regular maintenance.	Sports club SCB ECB	Local	L	L	L	Protect Enhance

Site ID	Site	Post code	Sport	Management	Current status	Recommended actions	Partners	Site hierarchy tier	Priority	Timescales <sup>44</sup>	Cost <sup>45</sup>	Aim
					a long term lease on the site and has aspirations to create a NTP. Club has recently (2020) purchased an adjacent piece of land with a view to create a additional provision such as a small square/practice area for juniors and a potential NTP.	Explore the feasibility of creating additional provision on newly purchased land including a potential NTP.						
38	Bomere Heath Tennis Club	SY4 3NW	Tennis	Bomere Heath & District Parish Council	Two standard quality macadam tennis courts that are floodlit and available for community use.	Sustain court quality through regular maintenance. Examine potential ways to increase court usage.	PC LTA	Local	L	L	L	Protect
58	Castle Country Club	SY5 9EP	Tennis	Commercial	Two macadam tennis courts that are not floodlit nor available for wider community use.	Retain as current use.	Commercial LTA	Local	L	L	L	Protect
60	Saints Recreation Ground	SY1 2JU	Bowls	Shrewsbury Town Council	Two standard quality bowling greens that are used by Castlefields BC.	Explore opportunities to make improvements in order to sustain membership levels.	TC LTA BCGBA	Local	L	L	L	Protect
			Tennis		Two grass tennis courts that are available for community use but are not floodlit.	Sustain quality through regular maintenance and retain as current use						
69	Church Road Recreation Ground	SY3 9HG	Football	Shrewsbury Town Council	One standard quality adult pitch that has actual spare capacity of 0.5 match equivalent sessions. Site is accompanied by poor quality ancillary facilities.	Sustain pitch quality through regular maintenance. Utilise spare capacity for future demand or to alleviate identified overplay. Examine the feasibility of improving ancillary facility quality.	TC SFA FF	Local	M	M	L	Protect Enhance
89	Condoover Sports Ground	SY5 7BQ	Football	Condoover Parish Council	Two standard quality youth 11v11 pitches that have actual spare capacity of two match equivalent sessions. Condoover Parish Council reports sports is integral to its emerging Neighbourhood Plan and includes the enhancement of ancillary provision at Condoover Sports Ground.	Sustain pitch quality through regular maintenance. Utilise spare capacity for future demand or to alleviate identified overplay. Assist the Parish Council in enhancing ancillary facilities. Examine the layout of the site to consider increasing capacity requirements for cricket.	PC SFA FF ECB SCB	Main site	M	S	L	Protect Enhance
			Cricket		One standard quality square with 12 grass wickets and an NTP. Square has capacity to accommodate additional demand on Sundays and Midweek. Condoover Parish Council reports sports is integral to its emerging Neighbourhood Plan and includes the enhancement of ancillary provision at Condoover Sports Ground.	Improve square quality through enhanced maintenance regime. Assist the Parish Council in enhancing ancillary facilities. Examine the layout of the site to consider increasing capacity requirements for cricket.						
91	Corbet School	SY4 2AX	Football	Education	One standard quality adult pitch that has spare capacity discounted due to unsecure tenure.	Sustain pitch quality through regular maintenance. If tenure can be secured through a CUA look to reconfigure pitch type in order to utilise spare capacity for future demand or alleviating shortfalls.	Education SFA FF ECB SCB LTA	Main site	L	L	L	Protect

Site ID	Site	Post code	Sport	Management	Current status	Recommended actions	Partners	Site hierarchy tier	Priority	Timescales <sup>44</sup>	Cost <sup>45</sup>	Aim
			Cricket		One standard quality NTP.	Sustain quality and retain as current use.	EN					
			Rugby union		One senior and one junior pitch both of which are poor quality (M0/D1) and not available for community use.	Improve pitch quality when required to better accommodate levels of curricular and extracurricular demand. Explore options for community use of the pitch.						
			Tennis		Four standard quality macadam courts that are available for community use but not floodlit.	Sustain quality and retain as current use.						
			Netball		Three standard quality macadam courts that are available for community use but not floodlit.	Sustain quality and retain as current use.						
94	Cound Cricket Club	SY5 6EW	Cricket	Sports club	A good quality square with ten grass wickets. Square has spare capacity Midweek. Site is owned by Cound CC.	Sustain square quality through regular maintenance.	Sports club ECB SCB	Local	L	L	L	Protect
95	Cound Tennis Club	SY5 6AR	Tennis	Private	Two shale and two macadam courts which are all standard quality. Cound TC rents the site from a private landowner. Cound TC reports that it may struggle in the future to sustain the quality of its shale courts as they require enhanced levels of maintenance in comparison to macadam surfaces. Onsite ancillary provision needs modernising. Club has c239 members.	Examine the feasibility of securing tenure for Cound TC. Seek to retain current membership levels. Assist the Club sustaining the quality of its shale courts. Assist the Club in modernising onsite ancillary provision.	Private LTA Sports club	Local	M	S-M	L-M	Protect Enhance
107	Dorrington Village Hall	SY5 7LD	Football	Condover Parish Council / Sports club	One standard quality adult pitch that has spare capacity of 0.5 match equivalent sessions.	Sustain pitch quality through regular maintenance. Utilise spare capacity for future demand or to alleviate identified overplay.	PC Sports club SFA FF EH BCGBA	Local	M	S	L	Protect Enhance
			Hockey (AGP)		A standard quality small size hockey suitable AGP (30x20) that is available for community use but is not floodlit.	Sustain quality and retain as current use. Ensure a sinking fund is in place.						
			Bowls		One good quality bowling green leased to Dorrington BC. The Club is currently installing an irrigation system. Club has c30 members,	Sustain quality and maximise membership in order to create sustainability. Assist the Club in improving ancillary provision.						
108	Douglas Swire Memorial Hall	SY5 8EX	Football	Community organisation	One adult pitch that has spare capacity discounted due to poor quality. Site has no ancillary facilities.	Improve pitch quality through an enhanced maintenance regime. After pitch has improved in quality reconfigure it to youth provision to allow for future demand or to alleviate shortfalls	Community organisation SFA FF LTA	Local	M	S-M	L-M	Protect Enhance Provide
			Tennis		Two good quality macadam courts that are available for community use	Sustain court quality through regular maintenance.						

Site ID	Site	Post code	Sport	Management	Current status	Recommended actions	Partners	Site hierarchy tier	Priority	Timescales <sup>44</sup>	Cost <sup>45</sup>	Aim
					and are floodlit. Courts are leased to Longden TC. Longden TC has long term plans to develop its clubhouse however it does not indicate a specific timeframe or funding plan on how it will accomplish these improvements. Club has c164 members.	Seek to retain current membership levels. Assist the Club, where possible, in its plans to develop onsite ancillary facilities.						
114	Ford Bowling Club	SY5 9LH	Bowls (lapsed)	Private	Ford BC decided fold in 2015 after a disagreement with their landlord (Cross Gates Pub) who wanted to build houses on the bowling green. The site has recently been sold into private ownership. The green was previously an asset of community value (ACV), however, this expired 28/05/19.	Explore opportunities for alternative uses as there is no identified demand to retain the site as a bowling green.	Private BCGBA	Local	H	S	L	Provide
115	Frankwell Recreation Ground	SY3 8RF	Football	Shrewsbury Town Council	On standard quality youth 9v9 pitch that is played to capacity at peak time. Site is located on a Flood zone. Shrewsbury TC has plans to modernise ancillary facilities.	Sustain pitch quality through regular maintenance. Assist the TC in modernising ancillary facilities. Ensure the TC has access to relevant flood relief funds when required. Ensure TC is prepared for the potential effects of flooding.	TC SFA FF ECB SCB	Main site	M	S-L	M	Protect Enhance
			Cricket		Two good quality cricket squares; one with ten grass wickets and one with 12 grass wickets. Squares have capacity to accommodate more demand on Sundays and Midweek. Site is located on a Flood zone. Shrewsbury TC has plans to modernise ancillary facilities.	Sustain square quality through regular maintenance. Assist the TC in modernising ancillary facilities. Ensure the TC has access to relevant flood relief funds when required. Ensure TC is prepared for the potential effects of flooding.						
120	The Grange Sports Centre	SY1 3LP	Football	Education	One adult and one youth 11v11 pitch both of which are standard quality. Spare capacity discounted due to unsecure tenure.	Sustain pitch quality through regular maintenance. If tenure can be secured through a CUA look to reconfigure pitch type in order to utilise spare capacity for future demand or alleviating shortfalls.	Education SFA FF ECB SCB LTA EN	Main site	L	S	L	Protect
			Football (3G)		One standard quality small size 3G pitch (40x22) which is available for community use and is floodlit.	Sustain quality and retain as current use.						
			Cricket		One standard quality standalone NTP. The NTP has ball strike issues.	Examine potential options to retain the NTP and resolve ball strike issues.						
			Tennis		Four standard macadam tennis courts that are not floodlit but are available for community use.	Sustain quality and retain as current use						
			Netball		Three standard macadam netball courts that are not floodlit but are available for community use. Site is used by the Shrewsbury Summer Netball League.	Sustain quality and retain as current use. Examine the feasibility of installing floodlights to increase community use.						

Site ID	Site	Post code	Sport	Management	Current status	Recommended actions	Partners	Site hierarchy tier	Priority	Timescales <sup>44</sup>	Cost <sup>45</sup>	Aim
121	Greenfields Bowling Club	SY1 2QN	Bowls	Sports club	Two standard quality bowling greens used by Greenfields BC. Site is located on a Flood zone.	Explore opportunities to make improvements in order to sustain membership levels. Ensure the Club has access to relevant flood relief funds when required. Ensure the Club is prepared for the potential effects of flooding.	Sports club BCGBA	Local	L	L	L	Protect
126	Hanwood Recreation Ground	SY5 8LQ	Football	Community organisation	One standard quality adult pitch that has actual spare capacity of 0.5 match equivalent sessions.	Sustain quality through regular maintenance. Utilise spare capacity for future demand or to alleviate identified overplay.	Community organisation SFA FF	Local	L	L	L	Protect
149	Kynaston Road Recreation Ground	SY1 3JR	Football	Shrewsbury Town Council	Site is currently unused but can be reinstated if required.	Reinstate the site in order to alleviate identified shortfalls on youth football pitches.	TC SFA FF	Local	M	S	L	Provide
158	London Road Sports Centre	SY2 6PR	Football	Education / Commercial	Six adult, two youth 11v11, three youth 9v9 and two mini 5v5 pitches, all of which are good quality apart from one adult pitch which is poor. The youth 9v9 pitches have spare capacity of 1.5 match equivalent sessions whereas the youth 11v11 pitches are overplayed by 0.5 match equivalent sessions. The mini 5v5 and good quality adult pitches are all played to capacity at peak time. The poor quality adult pitch has spare capacity discounted due to quality issues. Site is accompanied by poor quality ancillary facilities.	Sustain good quality through regular maintenance. Improve the poor quality pitch through an enhance maintenance regime or drainage improvements. Examine pitch layout on a seasonal basis in order to maximise pitch utilisation. Explore the feasibility of improving onsite ancillary provision.	Education Commercial SFA FF Council RFU	Main site	H	S - L	L - H	Protect Enhance Provide
			Football (3G)		One good quality full size 3G pitch which is FA certified and floodlit. Site is accompanied by poor quality ancillary facilities.	Sustain pitch quality through regular maintenance. Ensure pitch is regularly tested and remains on the FA register. Ensure there is a sinking fund in place. Explore the feasibility of improving onsite ancillary provision. Explore the feasibility of the site accommodating a second full size 3G pitch in order to alleviate identified shortfalls.						
			Rugby union		One senior pitch that has spare capacity discounted due to being poor quality (M0/D1).	Improve pitch quality when required to better accommodate levels of curricular and extracurricular demand. Explore options for community use of the pitch.						
176	Meole Brace Bowling Club	SY3 9JF	Bowls	Sports club	Two good bowling greens that are owned by Meole Brace BC. The Club has plans to improve the quality of	Sustain green quality through regular maintenance.	Sports club BCGBA	Local	L	S	L	Protect Enhance

Site ID	Site	Post code	Sport	Management	Current status	Recommended actions	Partners	Site hierarchy tier	Priority	Timescales <sup>44</sup>	Cost <sup>45</sup>	Aim
					onsite toilets. Club has c153 members.	Seek to retain current membership levels. Assist the Club in improving ancillary provision.						
177	Meole Brace Church of England Primary School	SY3 9HG	Football	Education	One mini 7v7 and one mini 5v5 pitch both of which are poor quality. Mini 7v7 pitch is played to capacity whereas the mini 5v5 pitch has spare capacity discounted due to unsecure tenure and poor quality.	Improve pitch quality through an enhanced maintenance regime. Look to secure usage for community clubs through a community use agreement.	Education Sports club SFA FF	Local	M	S	L	Enhance Provide
178	Mereside Church of England Primary School	SY2 6LE	Football	Education	One mini 7v7 and one youth 9v9 pitch both of which are poor quality. Each pitch has spare capacity discounted due to unsecure tenure and poor quality.	Improve pitch quality through an enhanced maintenance regime. Look to secure usage for community clubs through a community use agreement.	Education Sports club SFA FF	Local	M	S	L	Enhance Provide
185	Monkmoor Outdoor Recreation Centre	SY2 5BP	Football	Shrewsbury Town Council	Two standard quality youth 11v11 pitches that are played to capacity at peak time.	Sustain quality through regular maintenance.	TC SFA FF BCGBA LTA	Main site	L	M-L	L	Protect Enhance
			Football (3G)		One standard quality small size 3G pitch (36x36) that is available for community use and is floodlit.	Sustain quality and retain as current use.						
			Bowls		One good quality bowling green that is used by Abbey BC. The Club reports on site ancillary facilities to be poor quality. Club has c28 members.	Sustain quality and maximise membership in order to create sustainability. Assist the Club in improving ancillary provision.						
			Tennis		Two poor quality macadam that are not floodlit in addition to three good quality macadam courts that are floodlit. All provision is available for community use.	Sustain good court quality and look to improve poor court quality based on levels of demand.						
196	Nesscliffe Playing Field	SY4 1BY	Football	Great Ness & Little Ness Parish Council	One poor quality adult pitch which is currently unused. Spare capacity discounted due to quality. Site has no ancillary facilities.	Improve pitch quality through an enhanced maintenance regime. If the pitch improves in quality, look to reconfigure to youth football provision to alleviate identified shortfalls.	PC SFA FF	Local	M	S	L	Enhance
205	Old Malt House Memorial Hall	SY5 6QE	Bowls	Community organisation	One standard quality bowling green used by Atcham Malthouse BC. The Club has aspirations to improve the electric supply to the clubhouse. Club has c49 members.	Explore opportunities to make improvements in order to sustain membership levels. Assist the Club in improving ancillary provision.	Community organisation Sports club BCGBA	Local	L	L	L	Enhance
214	Oxon Recreation Ground	SY3 5BJ	Football	Shrewsbury Town Council	One youth 11v11 pitch that has spare capacity discounted due to poor quality. Site has no ancillary facilities.	Improve pitch quality through an enhanced maintenance regime.	TC SFA FF	Local	M	S	L	Enhance
222	Prestfelde Preparatory School	SY2 6NZ	Football	Education	One youth 11v11, one youth 9v9, two mini 7v7 and two mini 5v5 pitches all of which are good quality. Spare capacity on each pitch is discounted due to unsecure tenure.	Sustain quality through regular maintenance. Explore the feasibility of increasing community use through a community use agreement.	Education SFA FF ECB SCB RFU	Main site	M	S	L	Protect Provide
			Cricket		Two good quality squares each with three grass wickets. Spare capacity has been discounted due to unsecure	Sustain quality through regular maintenance.						

Site ID	Site	Post code	Sport	Management	Current status	Recommended actions	Partners	Site hierarchy tier	Priority	Timescales <sup>44</sup>	Cost <sup>45</sup>	Aim
					tenure. Provision has been used by for County Age Group cricket and the School is receptive to working with SCB.	Explore the feasibility of increasing community use through a community use agreement.	LTA EN					
			Rugby union		Two junior and four mini pitches all of which are standard quality (M1/D1). Pitches are available however unused by the community.	Sustain quality through regular maintenance. Explore the feasibility of increasing community use through a community use agreement.						
			Tennis		Three good quality macadam courts that are available for community use but are not floodlit.	Sustain quality and retain as current use.						
			Netball		Two good quality macadam courts that are available for community use but are not floodlit.	Sustain quality and retain as current use.						
226	Raby Crescent Recreation Ground	SY3 7JN	Football	Shrewsbury Town Council	One poor quality mini 7v7 pitch that is played to capacity at peak time. Site is not accompanied by ancillary provision.	Improve pitch quality through an enhanced maintenance regime.	TC SFA FF	Local	L	S	L	Enhance
228	Radbrook Recreation Ground	SY3 9BE	Football	Shrewsbury Town Council	Site is currently unused but can be reinstated if required.	Reinstate the site in order to alleviate identified shortfalls on youth football pitches. Can accommodate one youth 11v11 and one youth 9v9 pitch.	TC SFA, FF	Local	M	S	L	Provide
231	Reman Services Sports & Social Club	SY1 4JD	Cricket	Sports club	One good quality square with 11 grass wickets and one NTP. Square has capacity on Sundays and Midweek to accommodate additional demand. Site is leased to Sentinal CC that has aspirations for a non turf practice nets. Anecdotal evidence suggests the provision may be lost in the future for housing.	Sustain quality and maximise use to accommodate future demand, particularly for women and juniors. If the provision is lost due to housing, ensure it is mitigated in consistency with Sports England guidance.	Sports club Private Council ECB SCB BCGBA	Local	M	S	L-M	Protect Provide
			Bowls	Private	One standard quality bowling green that is rented by Albert Road BC. Site is potentially being lost to housing.	If the provision is lost due to housing, ensure it is mitigated in consistency with Sports England guidance.						
232	Rocke Street Recreation Ground	SY3 7PY	Football	Shrewsbury Town Council	One standard quality youth 9v9 pitch that is played to capacity at peak time. Site is not accompanied by ancillary provision.	Improve pitch quality through an enhanced maintenance regime.	TC SFA FF	Local	L	L	L	Enhance
233	Roman Road Sports Centre (Meole Brace School)	SY3 9DW	Football	Council	One adult, one youth 11v11 and one youth 9v9 all of which are standard quality. The adult pitch has spare capacity of one match equivalent sessions whereas the other pitches are played to capacity at peak time.	Improve pitch quality through an enhanced maintenance regime. Utilised spare capacity to accommodate future demand or alleviate shortfalls.	Council SFA FF ECB SCB EH LTA	Hub site	H	S-L	H	Protect Enhance
			Cricket		One standard quality standalone NTP	Sustain quality and retain as current use.						
			Rugby union		One poor quality (M0/D1) senior pitch that is available for community use but unused.	Improve quality as required to meet curricular an extracurricular demand. Explore options for community use of the pitch.						
			Hockey (AGP)		A full size poor quality hockey suitable AGP that is used by Shrewsbury HC and Shropshire Hockey. Pitch was built in 1995.	As priority ensure the pitch is refurbished as a hockey suitable surface.						

Site ID	Site	Post code	Sport	Management	Current status	Recommended actions	Partners	Site hierarchy tier	Priority	Timescales <sup>44</sup>	Cost <sup>45</sup>	Aim
						Examine all option to finance the resurfacing of the pitch. Ensure hockey demand is prioritised and secured on the site from Shrewsbury HC and Shropshire Hockey due to limitations in other suitable provision. Ensure a sinking fund is in place after pitch refurbishment.						
			Tennis		Four poor quality macadam courts that are available for community use but are not floodlit.	Look to refurbish the courts based on levels of demand.						
246	Shorncliffe Drive Recreation Ground	SY3 8TF	Football	Shrewsbury Town Council	One standard quality youth 11v11 pitch that is played to capacity at peak time. Site is not accompanied by ancillary facilities.	Sustain pitch quality through regular maintenance.	TC SFA FF	Local	L	S	L	Protect
247	Shrewsbury Academy	SY1 4LL	Tennis Netball	Education	Two standard quality macadam court overmarked with netball and tennis	Sustain quality and retain as current use.	Education LTA, EN	Local	L	L	L	Protect
248	Shrewsbury Community Football Hub	SY2 6ST	Football	STinC	One good quality adult pitch which is used to capacity. Shrewsbury Town in the Community (STinC) has submitted plans to convert the grass adult pitch to a 3G pitch. This proposed full size 3G pitch, as well as the small size 3G pitches at Shrewsbury in the Community Football Hub, will be used primarily by STinC to meet its demand in addition to three partner clubs. The Football Foundation reports a funding application is to be submitted in due course.	Assist in the creation of a full size floodlit 3G pitch to be managed by STinC in order to alleviate identified shortfalls. Ensure the pitch if FA certified and has a sinking fund in place. Ensure the pitch is available for wider community use with a potential anchor club to be found. Sustain quality of the smaller size 3G pitches and retain as current use.	STinC Council SFA FF	Main site	H	S-M	H	Protect Provide
			Football (3G)		Seven standard quality small size 3G pitches which are floodlit and available for community use.							
249	Shrewsbury Cricket Club	SY2 6PT	Cricket	Sports club	One good quality square with 12 grass wickets. Square has capacity to accommodate minimal levels of demand on Sundays and Midweek.	Sustain quality and maximise use to accommodate future demand, particularly for women's and juniors. Explore the feasibility of creating a second square onsite or in the locality for Shrewsbury CC to access.	Sports club ECB SCB	Local	M	L	M	Protect Provide
250	Shrewsbury High Prep School	SY3 9AH	Football	Education	One youth 11v11 and one youth 9v9 pitch both of which are standard quality. Pitches are not available for community use.	Sustain quality through appropriate maintenance and retain as current use. Explore options for community use of the pitches to accommodate shortfalls at clubs sites.	Education SFA FF ECB SCB RFU	Local	L	L	L	Protect
			Cricket		One good quality square which has one grass wicket. Not available for community use.							
			Rugby union		Two standard quality (M1/D1) mini pitches that are no available for community use.							
251	Shrewsbury Lawn Tennis Club	SY1 1TR	Tennis	Sports club	Five macadam courts that are both available for community use and floodlit in addition to six grass courts that are also available but not floodlit.	Sustain court quality through regular maintenance. Seek to sustain membership levels.	Sports club LTA	Local	M	L	L	Protect

Site ID	Site	Post code	Sport	Management	Current status	Recommended actions	Partners	Site hierarchy tier	Priority	Timescales <sup>44</sup>	Cost <sup>45</sup>	Aim
					The macadam courts are good quality whereas the grass courts are standard quality. Leased to Shrewsbury LTC. Club has c411 members. Site is located on a Flood zone.	Ensure the sports club has access to relevant flood relief funds when required. Ensure the sports club is prepared for the potential effects of flooding.						
252	Shrewsbury Rugby Club	SY4 4RR	Rugby union	Sports club	Three good quality mini (M2/D1) pitches which are not floodlit, two good quality (M2/D1) senior pitches one of which is floodlit and two good quality (M2/D2) senior pitches which are also floodlit. Two pitches are overplayed by 3.75 and 3.5 match sessions respectively. All remaining senior pitches have capacity with mini pitches having not available at peak time. The Club report ancillary facilities need upgrading and modernising.	Sustain pitch quality through appropriate levels of maintenance. Explore a combination of options for alleviating overplay including improving pitch drainage, spreading of demand across pitches, installation of additional floodlights and utilisation of offsite provision for training. Assist the Club in upgrading and modernising its clubhouse.	Sports club RFU	Local	H	S-L	L-M	Protect Enhance
253	Shrewsbury School	SY3 7BA	Football	Education	Six adult, two youth 11v11, one youth 9v9 and one mini 7v7 pitch all of which are good quality. None of the pitches are available for community use.	Sustain quality and retain as current use. Explore the feasibility of introducing community use at the site especially for hockey provision.	Education SFA FF ECB SCB EH LTA EN Council	Main site	L	L	L	Protect
			Cricket		Six good quality cricket squares none of which are available for community use.							
			Rugby union		One good quality (M2/D2) senior pitch which is not available for community use.							
			Hockey (AGP)		Two full size hockey suitable AGPs neither of which are available for community use. One is standard quality whereas the other is good quality.							
			Tennis		Eight macadam and six artificial tennis courts all of which are good quality.							
			Netball		Three good quality netball courts that are not available for community use.							
254	Shrewsbury Severnside Bowling Club	SY1 1TR	Bowls (disused)	Horticultural Society	Shrewsbury Severnside Bowling Club accommodates three disused crown bowling greens that were used, until earlier 2019, by Severnside BC. The Club previously rented the site from the Horticultural Society, however, due to declining membership figures it decided to disband. Since the Club	Retain site as strategic reserve for bowling greens across Shrewsbury, Ensure issues regarding flooding are known and accounted for.	Horticultural Society BCGBA	Local	L	L	L	Protect

Site ID	Site	Post code	Sport	Management	Current status	Recommended actions	Partners	Site hierarchy tier	Priority	Timescales <sup>44</sup>	Cost <sup>45</sup>	Aim
					folded the greens have reverted back to the Horticultural Society. Site is located on a Flood zone.							
255	Shrewsbury Sports Village	SY1 4RQ	Football	Council	Eight adult, three youth 11v11, two youth 9v9, two mini 7v7 and two mini 5v5 pitches all of which are standard quality. The youth 11v11 pitches are played to capacity, whereas the youth 9v9 pitches are played to capacity at peak time. There is spare capacity on the remaining pitches. One adult pitch is used for Step pyramid football.	Improve pitch quality through enhanced levels of maintenance. Look to maximise usage of pitches with spare capacity. Ensure the site meets the relevant Step football requirements.	Council SFA FF LTA EN	Hub site	H	S-L	S-H	Protect Provide Enhance
			Football (3G)		One good quality full size 3G pitch that is FIFA compliant.	Sustain pitch quality through regular maintenance. Ensure pitch is regularly tested and remains on the FIFA register. Ensure there is a sinking fund in place. Explore the feasibility of improving onsite ancillary provision. Explore the feasibility of the site accommodating a second full size 3G pitch in order to alleviate identified shortfalls,						
			Tennis		Four standard quality floodlit courts that are available for community use.	Sustain quality and retain as current use.						
			Netball		Four standard quality floodlit courts that are available for community use.	Sustain quality and retain as current use.						
256	Shrewsbury Town FC (Sundorne Castle Training Ground)	SY4 4RR	Football	Sports club	Two good quality adult pitches which are used for elite football.	Sustain quality and retain as current use.	Sports club SFA, FF	Local	L	L	L	Protect
257	Shrewsbury Town Football Club (New Meadow)	SY2 6ST	Football	Sports club	An elite stadium pitch used by Shrewsbury Town FC.	No action required	Sports club SFA, FF	Local	L	L	L	Protect
258	Silks Meadow Recreation Ground	SY3 8LN	Bowls	Shrewsbury Town Council	One good quality bowling green used by Frankwell BC. The Club indicates there are plans by the Town Council to improve the ancillary provision. Club has c27 members. Site is located on a Flood zone.	Sustain quality and maximise membership in order to create sustainability. Assist the Club in improving ancillary provision. Ensure the TC has access to relevant flood relief funds when required. Ensure the TC is prepared for the potential effects of flooding.	TC Sports club BCGBA LTA	Local	L	L	L	Protect Enhance
			Tennis		Two poor quality grass courts that are available for community use but are not floodlit. Site is located on a Flood zone.	Improve quality and look to maximise usage. Ensure the TC has access to relevant flood relief funds when required. Ensure the TC is prepared for the potential effects of flooding.						

Site ID	Site	Post code	Sport	Management	Current status	Recommended actions	Partners	Site hierarchy tier	Priority	Timescales <sup>44</sup>	Cost <sup>45</sup>	Aim
259	Unison Club (Column Cricket, Bowls & Tennis Club)	SY2 5LP	Football	Sports club	One adult pitch that has spare capacity discounted due to poor quality.	Improve pitch quality through an enhanced maintenance regime,	Sports club Council SFA FF ECB SCB BCGBA LTA	Local	M	L	L-M	Enhance
			Cricket		One poor quality square with seven grass wicket and an NTP. Square is overplayed due to poor quality. During the winter of 2019, the Club has taken on a recovery plan for the square with the Pitch Advisors.	Assist the Club in improving square quality through an enhanced maintenance regime following Pitch Advisor guidance.						
			Tennis		Unison Club (Column Cricket, Bowls & Tennis Club) previously accommodated two macadam tennis courts, however, non-technical site assessments found the area was currently being utilised for additional car parking.	Retain as current use as no current demand exists. Explore the potential of bringing the courts back into use if demand increase.						
			Bowls		One good quality bowling green used by Unison BC. Club has c24 members.	Sustain quality and maximise membership in order to create sustainability. Assist the Club in improving ancillary provision.						
260	Springfield Recreation Ground	SY2 6LH	Football	Shrewsbury Town Council	Two adult and one youth 9v9 pitch all of which are standard quality. Adult pitches are played to capacity at peak time whereas the youth 9v9 pitch has spare capacity of 0.5 match equivalent session.	Sustain pitch quality through regular maintenance. Utilise spare capacity on the youth 9v9 pitch for future demand or to alleviate overplay.	TC SFA FF	Local	M	S	L	Provide
274	St. Michaels Street Recreation Ground	SY1 2HQ	Bowls (flat)	Shrewsbury Town Council	On good quality flat green used by St Michaels Lawn BC.	Sustain quality and retain as current use.	TC EB LTA	Local	L	L	L	Protect
			Tennis		One standard quality grass court that is available for community use but not floodlit.							
276	Stanley Parker Playing Fields	SY3 0AA	Football	Bayston Hill Parish Council Shropshire Council Sports club	Three adult, one youth 9v9, one mini 7v7 and one mini 5v5 pitch all of which is standard quality. The adult pitch and mini 5v5 each have spare capacity of 0.5 match equivalent sessions. The remaining pitches are played to capacity at peak time. Bayston Hill Parish Council reports ancillary provision at Stanley Park Playing Fields to be inadequate for the number of teams accessing them. It has ambitions to create additional changing rooms as well as enhancing the accompanying car parking provision. Bayston Hill Parish Council owns part of Stanley Parker Playing Fields, however, has an agreement with Shropshire Council for the remaining section of the land. It reports aspirations to have complete ownership or long term agreement for the entire site to assist it in applying	Improve pitch quality with an enhanced maintenance regime. Utilise spare capacity on the site for alleviate known overplay or accommodating future demand. Explore the feasibility of transferring ownership of the site over to the Parish Council Assist the Parish Council in improving onsite ancillary facilities including exploring potential grant options.	PC Council Sports club SFA FF BCGBA LTA	Main site	M	S-M	M	Protect Enhance

Site ID	Site	Post code	Sport	Management	Current status	Recommended actions	Partners	Site hierarchy tier	Priority	Timescales <sup>44</sup>	Cost <sup>45</sup>	Aim
					for grant funding to improve the quality of onsite ancillary provision.							
			Football (3G)		One standard quality small size (38x34) floodlit 3G pitch.	Sustain quality and retain as current use. Ensure there is a sinking fund in place.						
			Bowls		One good quality bowling green leased to Bayston Hill BC. The Club wants to improve surrounding hard areas and has c56 members.	Sustain quality and maximise membership in order to create sustainability. Assist the Club in improving ancillary provision.						
			Tennis		One good quality floodlit macadam court available for community use.	Sustain quality and retain as current use.						
280	Telepost Sports & Social Club (Abbey Sports Ground)	SY2 6BT	Bowls	Diocese	One good quality bowling green used by Telepost BC. The Club has c34 members. Site is located on a Flood zone.	Sustain quality and maximise membership in order to create sustainability. Ensure the Diocese/sports club is prepared for the potential effects of flooding.	Diocese BCGBA	Local	L	L	L	Protect
284	The Cock Inn	SY5 8LJ	Bowls	Sports club	One standard quality bowling green used by Harnwood BC. The Club aspires to improve ancillary provision and has c29 members.	Explore opportunities to make improvements in order to sustain membership levels. Assist the Club in improving ancillary provision.	Sports club BCGBA	Local	L	S	L	Protect Enhance
286	The Grapes	SY3 5BH	Bowls	Private	One standard quality bowling green used by Oxon BC.	Explore opportunities to make improvements in order to sustain membership levels.	Sports club BCGBA	Local	L	L	L	Protect
294	The Prince of Wales (Bynner Street)	SY3 7NZ	Bowls	Commercial	One standard quality bowling green used by Prince of Wales Hotel BC. The Club has c72 members.	Explore opportunities to make improvements in order to sustain membership levels. Assist the Club in making improvements to ancillary provision. Ensure the TC has access to relevant flood relief funds when required. Ensure the TC is prepared for the potential effects of flooding.	Commercial Sports club BCGBA	Local	L	L	L	Protect Enhance
295	The Priory School	SY3 9EE	Football	Education	One youth 11v11 and one youth 9v9 pitch both of which are standard quality. Spare capacity discounted due to unsecure tenure.	Sustain pitch quality through regular maintenance. Look to secure access for community users through a CUA in order to utilise spare capacity.	Education SFA FF ECB SCB RFU LTA EN	Local	M	S	L	Protect
			Cricket		One standard quality standalone NTP	Sustain quality and retain as current use.						
			Rugby union		One poor quality (M0/D1) senior pitch that is available for community use but unused.	Improve pitch quality when required to meet curricular and extracurricular demand. Explore the feasibility of increasing community use through a community use agreement.						
			Tennis		Two standard quality tennis courts that are not available for community use.	Sustain quality and retain as current use.						
			Netball		Three standard quality netball courts which are available for community but not floodlit.	Sustain quality and retain as current use.						

Site ID	Site	Post code	Sport	Management	Current status	Recommended actions	Partners	Site hierarchy tier	Priority	Timescales <sup>44</sup>	Cost <sup>45</sup>	Aim
297	The Red Lion	SY1 4AQ	Bowls	Sports club	One good quality bowling green leased to Battlefield until 2023. The Club aspirations to improve ancillary facilities and has c50 members.	Sustain quality and maximise membership in order to create sustainability. Ensure lease is renewed when required. Assist the Club in improving ancillary provision.	Sports club BCGBA	Local	L	L	L	Protect Enhance
298	The Shrewsbury Club	SY1 4RG	Tennis	Sports club	Two standard quality clay and four good quality floodlit macadam tennis courts. The Club has c1,991 members and is used for high level tennis competitions. There are planned developments to remove two macadam courts and create an two air dome courts and refurbish the two clay courts and install floodlights.	Sustain current court quality through regular maintenance. Assist where possible in the development of tennis provision on the site for all year round access. Ensure the site has suitable high quality provision to meet current and future levels of demand.	Sports club LTA	Local	H	L	M/H	Protect Enhance Provide
300	The Wilfred Owen School (Monkmoor Campus)	SY2 5SH	Football (3G)	Education	One standard quality small size 3G (54x38) pitch. Provision is available for community use and is floodlit.	Sustain quality and retain as current use. Ensure there is a sinking fund in place.	Education SFA FF	Local	L	L	L	Protect
303	Town Walls Tennis Club	SY1 1TN	Tennis	Sports club	Three good quality macadam courts which are floodlit. Used by Town Walls TC. The Club has c212 members. Site is located on a Flood zone.	Seek to maximise membership to help sustain for future of the Club and ensure there is suitable provision to meet demand. Ensure the sports club has access to relevant flood relief funds when required. Ensure the sports club is prepared for the potential effects of flooding.	Sports club LTA	Local	L	L	L	Protect
308	Upton Lane Recreation Ground	SY2 5RR	Football	Shrewsbury Town Council	One standard quality youth 11v11 pitch that's has actual spare capacity one match equivalent session. No onsite ancillary facilities.	Sustain pitch quality through regular maintenance. Explore pitch reconfiguration in order to utilise spare capacity.	TC SFA FF	Local	M	S	L	Protect
310	Waincott Recreation Ground	SY1 3RX	Football	Shrewsbury Town Council	Site is currently unused but can be reinstated if required.	Reinstate the site in order to alleviate identified shortfalls on youth football pitches.	TC SFA FF	Local	M	S	L	Provide
329	Woodfield Tennis Club	SY3 8LU	Tennis	Sports club	Five good quality macadam courts which are available for community use and are floodlit. Used by Woodfield TC which has c390 members.	Sustain court quality and retain as current use.	Sports club LTA	Local	L	L	L	Protect
338	Wroxeter & Uppington Cricket Club	TF6 5HP	Cricket	Sports club	One good quality square with ten grass wickets used by Wroxeter & Uppington CC. Site has spare capacity throughout the week.	Sustain square quality and look to utilise spare capacity to alleviate overplay and accommodate future demand.	Sports club ECB SCB	Local	M	S	L	Protect Provide
346	Monkmoor Bowling Club	SY2 5BQ	Bowls	Shrewsbury Town Council	One standard quality bowling green used by Monkmoor BC which has c26 members. The Club has submitted planning to improve surrounding hard areas	Explore opportunities to make improvements in order to sustain membership levels. Assist the Club in improving ancillary provision.	TC Sports club BCGBA	Local	L	S	L	Protect Enhance

Site ID	Site	Post code	Sport	Management	Current status	Recommended actions	Partners	Site hierarchy tier	Priority	Timescales <sup>44</sup>	Cost <sup>45</sup>	Aim
347	Old Shrewsbury Bowling Club	SY1 1XR	Bowls	Sports club	Two good quality bowling greens used by Old Shrewsbury BC which has c108 members. The Club is in the process of signing a long term lease and has aspirations to improve onsite ancillary facilities. Site is located on a Flood zone.	Sustain quality and maximise membership in order to create sustainability. Assist the Club in improving ancillary provision. Ensure the sports club has access to relevant flood relief funds when required. Ensure the sports club is prepared for the potential effects of flooding.	Sports club BCGBA	Local	H	S	L	Protect Enhance
349	Prince of Wales Bowling Greens	SY1 1XL	Bowls	Unknown	Two standard quality bowling greens used by Prince of Wales BC. Site is located on a Flood zone.	Explore opportunities to make improvements in order to sustain membership levels. Ensure the Diocese/sports club is prepared for the potential effects of flooding.	Sports club BCGBA	Local	L	L	L	Protect
350	Shelton Recreation Ground	SY3 5FU	Football	Shrewsbury Town Council	One mini 7v7 and one mini 5v5 pitch both of which are standard quality. Each is played to capacity.	Sustain pitch quality through regular maintenance.	TC SFA FF ECB SCB BCGBA	Local	M	S-L	L	Protect Enhance
			Cricket		One good quality square with ten grass wickets used by Shelton CC. Square is played to capacity with no capacity to accommodate future demand.	Sustain square quality through regular maintenance. In priority order, assist the Club in actualising future demand whether this is through creation of a NTP, additional wickets on site, access to secondary site with capacity or creation of new provision.						
			Bowls		One good quality bowling green used by Shelton BC. The Club has c60 members.	Sustain quality and maximise membership in order to create sustainability.						
355	Alberbury Cricket Club	SY5 9AN	Cricket	Education	On good quality square that has nine grass wickets and one NTP. The Club currently renegotiating lease with Oxford College Square is played to capacity with no capacity to accommodate future demand.	Sustain square quality through regular maintenance. Assist the Club in securing onsite tenure.	Education Sports club	Local	L	S	L	Protect Enhance
363	Crescent Bowling Club	SY1 1TH	Bowls	Horticultural Society	One poor quality bowling green used by Crescent BC. The Club has c41members. Site is located on a Flood zone.	Improve green quality through an enhanced maintenance regime. Ensure the sports club has access to relevant flood relief funds when required. Ensure the sports club is prepared for the potential effects of flooding.	Horticultural Society BCGBA	Local	M	S	L	Protect Enhance
366	Shrewsbury High School	SY1 1TN	Tennis	Education	Two good quality artificial courts which are available for community use and are floodlit.	Sustain quality and retain as current use.	Education LTA	Local	L	L	L	Protect
372	Greenfields Recreation Ground	SY1 2QN	Football	Shrewsbury Town Council	Site is currently unused but can be reinstated if required.	Reinstate the site in order to alleviate identified shortfalls on youth football pitches.	TC SFA, FF	Local	M	S	L	Provide

Site ID	Site	Post code	Sport	Management	Current status	Recommended actions	Partners	Site hierarchy tier	Priority	Timescales <sup>44</sup>	Cost <sup>45</sup>	Aim
383	Shrewsbury Colleges (Former Wakeman School)	SY2 5GB	Lapsed (Football, rugby union, tennis)	Education	One adult football, two junior rugby union and four macadam tennis courts. Site is owned by Shrewsbury Colleges and was last formally used for sport circa 2010.	Site has the potential to alleviate identified shortfalls. Determine future use of the provision based on the following priority order of options: 1) Retain/allocate site as strategic reserve. 2) Explore feasibility to bring back into use. 3) Use as open space to meet local needs. 4) Redevelop site and mitigate loss to meet Sport England Playing Field Policy requirements.	Education SFA FF RFU LTA	Local	M	L	L/M	Protect
384	Shrewsbury Girls High School Unattached Playing Fields	SY1 1 XR	-	Education	Area of playing field land alongside macadam area which are marked out when required by Shrewsbury Girls High School for curricular and extra curricular demand.	Site has the potential to alleviate identified shortfalls. Determine future use of the provision based on the following priority order of options: 1) Retain/allocate site as strategic reserve. 2) Explore feasibility to bring back into use. 3) Use as open space to meet local needs. 4) Redevelop site and mitigate loss to meet Sport England Playing Field Policy requirements.	Education	Local	L	L	L	Protect
385	Harlescott Junior School	SY1 4QN	Lapsed (Football)	Education	Two mini 7v7 and one mini 5v5 football pitches. Site was last formally marked out circa 2010 however is still used by the School for curricular and extra curricular demand.	Site has the potential to alleviate identified shortfalls. Determine future use of the provision based on the following priority order of options: 1) Retain/allocate site as strategic reserve. 2) Explore feasibility to bring back into use. 3) Use as open space to meet local needs. 4) Redevelop site and mitigate loss to meet Sport England Playing Field Policy requirements.	Education	Local	L	L	L	Protect
New	Land at Bowbrook	SY3 8DB	-	-	A parcel of land which is being developed for two primary school. The area of land will have an area dedicated for community sports provision.	Examine the site for potential to alleviate identified shortfalls of 3G, grass football or cricket provision (Shelton CC) within the Analysis Area.	Council SFA FF	Local	H	S	L-H	Provide

# SHROPSHIRE COUNCIL STRATEGY & ACTION PLAN

## NORTH EAST ANALYSIS AREA

Sport	Analysis area	Current demand (2020)		Future demand (2038)
		Pitch type	Current capacity total in MES <sup>[1]</sup>	Future capacity total in MES
Football (grass pitches)	North East	Adult	Spare capacity of 0.5	Shortfall of 0.5
		Youth 11v11	Shortfall of 2.5	Shortfall of 2.5
		Youth 9v9	Spare capacity of 2	Spare capacity of 2
		Mini 7v7	At capacity	At capacity
		Mini 5v5	Spare capacity of 1	At capacity
	Shropshire	Adult	Spare capacity of 5	Spare capacity of 0.5
		Youth 11v11	Shortfall of 0.5	Shortfall of 5
		Youth 9v9	Spare capacity of 1.5	Shortfall of 4.5
		Mini 7v7	Spare capacity of 0.5	Spare capacity of 0.5
		Mini 5v5	Spare capacity of 1.5	Shortfall of 6
Football (3G pitches)	North East	Full size, floodlit	Shortfall of 2 full sized 3G pitch for team training	Shortfall of 2 full sized 3G pitch for team training
Cricket	North East	Saturday	Shortfall of 20	Shortfall of 42
		Sunday	Spare capacity of 13	Shortfall of 20
		Midweek	Spare capacity of 30	Spare capacity of 2
	Shropshire	Saturday	Shortfall of 29	Shortfall of 139
		Sunday	Spare capacity of 92	Shortfall of 18
		Midweek	Spare capacity of 147	Spare capacity of 47
Rugby union	North East	Senior	At capacity	Shortfall of 1
	Shropshire	Senior	Shortfall of 13.5	Shortfall of 21.75
Hockey (sand AGPs)	Shropshire	Full size, floodlit	There is a need to improve pitch quality and create a pitch to return exported demand.	There is a need to improve pitch quality and create a pitch to return exported demand.
Tennis	Shropshire	Courts	Adequate provision	Adequate provision
Bowls	Shropshire	Greens	Adequate provision	Adequate provision
Netball	Shropshire	Courts	Adequate provision	Adequate provision
Other sports	Shropshire	Pitches	Adequate provision	Adequate provision

### Key recommendations for Market Drayton

- ◆ To meet the existing and future football shortfalls secure access to educational sites through CUAs in addition to improve poor pitch quality through enhanced levels of maintenance.
- ◆ Relocation plans for Greenfields Sports Ground to also consider the potential to accommodate an AGP to meet exported demand by Market Drayton HC and a 3G pitch to meet demand identified in the area.
- ◆ Address cricket overplay through a combination of quality improvements, greater use of NTPs and additional wickets.

<sup>[1]</sup> MES – match equivalent sessions per week (per season for cricket)

- ◀ Work to improve the quality of bowling greens and to maximise membership to create future sustainability.
- ◀ Consider options for funding to establish changing provision at Hinstock Recreation Ground.
- ◀ Use future S106/CIL monies from Clive Barracks to alleviate existing and future sporting shortfalls either onsite or offsite.

### ***Key recommendations for Wem***

- ◀ To meet the existing and future football shortfalls secure access to educational sites through CUAs in addition to improve poor pitch quality through enhanced levels of maintenance.
- ◀ Support Shawbury Football Club in its aspirations to develop a new site and when considering its feasibility explore options for a full size 3G pitch to meet demand identified in the area.
- ◀ For cricket, improve quality in order to create future capacity and secure tenure. In addition, explore enhancing cricket provision at Thomas Adams Sports Centre to create additional capacity for Wem CC.
- ◀ Address quality for all other sports.

### ***Key recommendations for Whitchurch***

- ◀ To meet the existing and future football shortfalls secure access to educational sites through CUAs in addition to improve poor pitch quality through enhanced levels of maintenance.
- ◀ For cricket, improve quality in order to create future capacity and secure tenure. Explore opportunities to create additional provision for Whitchurch CC on adjacent land to Heath Round Ground.
- ◀ Refurbish the AGP at Whitchurch Sports & Leisure Centre as a priority in order to ensure the continued use of the site for hockey.
- ◀ Address quality for all other sports.

**PLACE PLAN – MARKET DRAYTON**

Site ID	Site	Post code	Sport	Management	Current status	Recommended actions	Partners	Site hierarchy tier	Priority	Timescales <sup>46</sup>	Cost <sup>47</sup>	Aim
5	Adderley Village Hall	TF9 3FA	Bowls	Sports club	One standard quality bowling green. Club has c60 members.	Explore opportunities to make improvements in order to sustain membership levels.	Sports club BCGBA	Local	L	M	L	Protect Enhance
63	Cheswardine Parish Council	TF9 2RS	Football	Cheswardine Parish Council	One poor quality youth 9v9 pitch. No changing provision.	Improve quality as required to meet levels of demand.	Sports Club Parish	Local	L	L	L	Protect Enhance
			Bowls		One poor quality bowling green. Club has c25 members. Currently negotiating a lease with Cheswardine Parish Council.	Explore opportunities to make improvements in order to sustain membership levels. Assist the Club in obtaining a lease on the site.	Sports club Parish BCGBA		M	M	L	
65	Childs Ercall Bowls Club	TF9 2DA	Bowls	Unknown	One standard quality bowling green. Membership unknown.	Explore opportunities to make improvements in order to sustain membership levels.	Sports club BCGBA	Local	L	M	L	Protect Enhance
66	Childs Ercall Playing Field	TF9 2DD	Football	Childs Ercall Parish Council	One poor quality adult pitch. No changing provision.	Improve quality as required to meet levels of demand.	Sports Club Parish	Local	L	L	L	Protect Enhance
78	Clive Barracks	TF9 3QE	Football Cricket RFU	MOD	One standalone NTP, one senior rugby union and one adult football pitch all of which are standard quality and not available for community use. The site is subject to strategic housing development.	Retain as required for the short term. Long term secure S106 / CIL monies to contribute to alleviating identified existing and future shortfalls in Market Drayton for football, rugby union, cricket and hockey either onsite or contribute to offsite developments/enhancements.	MOD SFA, FF SCB, ECB, RFU, EH Council	Local	M	L	H	Protect Enhance Provide
113	Falcon Field (Woore Cricket Club)	CW3 9SF	Cricket	Sports club	One good quality cricket square with 10 wickets plus an NTP which is overplayed by 18 match sessions per season.	Explore greater utilisation of the NTP in order to reduce overplay. In addition, examine if an additional grass wicket can be established. Alternatively, if unachievable, explore options such as the transfer of demand off the site.	Sports club ECB, SCB	Local	M	S	L	Protect Enhance Provide
123	Greenfields Sports Ground	TF9 3SL	Football Rugby union Tennis	Market Drayton Sports Association	The site is leased from Market Drayton Town Council to the Market Drayton Sports Association which consists of Market Drayton Town FC, Market Drayton Tigers FC, Market Drayton RFC and Market Drayton TC. Each club has its own clubhouse and utilise their own pitch provision to accommodate demand. Market Drayton Town FC (Step 4) accesses one good quality floodlit adult pitch and one floodlit junior pitch. Market Drayton Tigers FC use one youth 11v11, one youth 9v9, one mini 7v7 and one mini 5v5 pitch, all standard quality. For rugby there is one senior and one junior pitch both of poor quality and overplayed.	Site is allocated for housing within the Local Plan and is currently subject to potential relocation, if a suitable site can be identified to fully mitigate the site to meet Sport England Playing Field Policy. Relocation should include equitable provision of ancillary facilities. Further feasibility is also required to assess the potential for the site to accommodate an AGP to meet exported demand by Market Drayton HC and a 3G pitch to meet demand identified in the area. Explore the feasibility of S106/CIL monies from housing development at Clive Barracks to contribute to the potential Greenfields Sports Ground relocation.	Sport England FF, SFA RFU, LTA Town Council Sports clubs	Hub	H	M	H	Enhance Provide

<sup>46</sup> (S) -Short (1-2 years); (M) - Medium (3-5 years); (L) - Long (6+ years)

<sup>47</sup> (L) -Low - less than £50k; (M) -Medium - £50k-£250k; (H) -High £250k and above

Site ID	Site	Post code	Sport	Management	Current status	Recommended actions	Partners	Site hierarchy tier	Priority	Timescales <sup>46</sup>	Cost <sup>47</sup>	Aim
					For tennis there are three standard quality macadam and the Club has c180 members.							
133	Hinstock Cricket Club	TF9 2TA	Cricket	Sports club	One poor quality square with six wickets. No capacity for play. Changing provision is poor quality.	As per the PQS for the site, improve current maintenance regime to improve the quality of onsite provision. Explore options for funding to improve changing room provision. Explore the feasibility of S106/CIL monies from housing development at Clive Barracks to contribute to quality enhancements.	Sports club ECB, SCB	Local	M	S	L	Protect Enhance
135	Hinstock Recreation Ground	TF9 2SN	Football	Hinstock Parish Council	One poor quality adult pitch. No changing provision.	Improve quality as required in relation to demand and explore a joint funding bid to provide changing provision. Explore the feasibility of S106/CIL monies from housing development at Clive Barracks to contribute to quality enhancements.	Sports club Parish Council LTA, FF, SFA	Local	M	M	M-H	Protect Enhance Provide
			Tennis Netball		Three macadam courts, two good quality and one poor. Overmarked with netball courts. Rented by Hinstock TC which only has access to a portacabin for ancillary provision. It has applied for funding from the Parish Council in connection with potential S106/CIL monies to create a pavilion, however, the Parish Council is yet to take action.							
136	HMP Stoke Heath	TF9 2JL	Football	HMP	One poor quality adult pitch unavailable for community use. Also, one small 3G pitch (54 x 44) unavailable for community use.	Retain as required. No action.	-	-	-	-	-	-
138	Hodnet Social Club	TF9 3NS	Football	Sports club	One poor quality adult pitch. Spare capacity discounted due to quality. Poor quality changing provision servicing football and cricket.	Improve quality as required to meet levels of demand. Explore the feasibility of S106/CIL monies from housing development at Clive Barracks to contribute to quality enhancements.	Sports club FF, SFA	Main site	L	S	L	Protect Enhance
			Cricket		One poor quality square with six wickets and overplayed by 12 match sessions per season. Peppercorn rent from private landowner.	As per the PQS for the site, improve current maintenance regime to improve the quality of onsite provision and address overplay. Explore options for a joint funding to improve changing room provision. Assist the Club in securing on site tenure. Explore the feasibility of S106/CIL monies from housing development at Clive Barracks to contribute to quality enhancements.	Sports club ECB, SCB		H	S	M-H	
			Bowls		One standard quality bowling green. Club has c55 members.	Explore opportunities to make improvements in order to sustain membership levels.	Sports club BCGBA		M	M	L	

Site ID	Site	Post code	Sport	Management	Current status	Recommended actions	Partners	Site hierarchy tier	Priority	Timescales <sup>46</sup>	Cost <sup>47</sup>	Aim
170	Market Drayton Bowling Club	TF9 1HY	Bowls	Private	One standard quality bowling green. Club has c40 members. Rented from Joules Brewery.	Explore opportunities to make improvements in order to sustain membership levels. Assist the Club in improving ancillary provision.	Sports club BCGBA	Local	L	L	L	Protect Enhance
171	Market Drayton Community Amateur Sports Club	TF9 1HH	Football	Sports club	One standard quality youth 9v9 pitch with spare capacity. Standard quality changing.	Improve quality as required and maximise use. Explore options for a joint funding to improve changing room provision. Explore the feasibility of S106/CIL monies from housing development at Clive Barracks to contribute to quality enhancements.	Sports club FF, SFA	Local	M	M	M	Protect Enhance
			Cricket		One standard quality square with 14 wickets. Some spare capacity on Sunday or midweek. Standard quality changing.	Improve quality as required and maximise use. Potential to accommodate additional demand from Woore Cricket Club. Explore the feasibility of S106/CIL monies from housing development at Clive Barracks to contribute to quality enhancements.	Sports club ECB, SCB		M	S	M	
188	Moreton Saye Tennis and Bowls	TF9 3RS	Bowls (lapsed)	Parish Council	Anecdotal evidence suggests the club which previously used the site, Moreton Saye BC, pulled out of the League due to falling membership. In addition, the landowner (The Village Church) has aspirations to extend its graveyard by using the site where the green is located.	There appears to be little demand to bring back into use, however, further local assessment is required to confirm this position. If lost, provision should be mitigated through improvements to other local facilities.	Parish Council BCGBA, LTA	Local	L	M	L	Enhance
			Tennis		One poor quality macadam court. No formal club using the site.							
191	Mount Lane Bowling Club	TF9 1AQ	Bowls	Unknown	One standard quality bowling green. Membership unknown.	Explore opportunities to make improvements in order to sustain membership levels.	Sports club BCGBA	Local	L	M	L	Protect Enhance
202	Norton in Hales Community Sports Club	TF9 4AP	Cricket	Sports club	One good quality square with nine wickets. No capacity available. Demand for additional non turf pitch. Rented from Charitable Sports Club.	Look at options to secure tenure and explore options to install an NTP to help build future capacity.	Sports club ECB, SCB	Local	L	S	L	Protect Enhance
			Bowls		One standard quality bowling green. Rented from Charitable Sports Club.	Explore opportunities to make improvements in order to sustain membership levels. Look at options to secure tenure.	Sports club BCGBA		L	S	L	
			Tennis		Two poor quality grass courts. Club has 75 members.	Improve quality in order to help sustain membership.	Sports club LTA		M	M	L-M	
287	The Grove School	TF9 1HF	Football	Education	One adult, one youth 11v11 and one youth 9v9 pitch, all standard quality. Unavailable for community use.	Explore options to establish community use to help meet identified shortfalls in the area.	School FF, SFA	Local	M	S	L	Protect Enhance Provide
			Cricket		One standalone NTP. Unavailable for community use.	Retain for school use as no local demand for community use.	School		L	L	L	
			Rugby union		Two poor quality senior pitches. Unavailable for community use.							

Site ID	Site	Post code	Sport	Management	Current status	Recommended actions	Partners	Site hierarchy tier	Priority	Timescales <sup>46</sup>	Cost <sup>47</sup>	Aim
			Tennis Netball		Three macadam courts overmarked with netball. Unavailable for community use.							
309	Victoria Bowling Club	TF9 3DW	Bowls	Sports club	One standard quality bowling green with 65 members.	Explore opportunities to make improvements in order to sustain membership levels.	Sports club BCGBA	Local	M	M	L	Protect Enhance
327	Wollerton Bowling Green (Mill Rd)	TF9 3LX	Bowls	Sports club	One good quality bowling green with c40 members.	Sustain quality and look at ways to maximise use to ensure future sustainability.	Sports club BCGBA	Local	L	M	L	Protect
328	Wollerton Tennis Courts (Off Drayton Rd)	TF9 3LX	Tennis	Sports club	Two floodlit artificial courts, standard quality. Club has 45 members.	Improve quality in order to help sustain/improve membership.	Sports club LTA	Local	M	M	L	Protect Enhance
333	Woore Bowling Green	CW3 9SA	Bowls	Sports club	One good quality bowling green. Club has c50 members.	Sustain quality and look at ways to maximise use to ensure future sustainability.	Sports club BCGBA	Local	L	M	L	Protect
335	Woore Tennis Club (Woore Village Hall)	CW3 9SF	Tennis	Sports club	Two good quality, floodlit macadam courts. Club has c400 members.	Sustain quality and consider options to increase the number of courts to better meet demand.	Sports club LTA	Local	M	M	M	Protect Provide
-	Forton Cricket Club	TF10 8BF	Cricket	Sports club	Technically falls outside of the Study Area, albeit it is recognised as servicing Shropshire residents to some extent. One good quality square with eight wickets and overplayed by three match sessions per season.	Minimal levels of overplay which can generally be accommodate by ensuring good quality is sustained.	Sports club ECB, SCB	Local	L	L	L	Protect

**PLACE PLAN – WEM**

Site ID	Site	Post code	Sport	Management	Current status	Recommended actions	Partners	Site hierarchy tier	Priority	Timescales <sup>48</sup>	Cost <sup>49</sup>	Aim
1	Acton Reynald Cricket Club	SY4 3BH	Cricket	Sports club	One standard quality square with six wickets. Played to capacity. Accompanied by standard quality changing provision.	Explore opportunities to create future spare capacity, including improving quality and extending the square with additional wickets.	Sports club ECB, SCB	Local	M	M	L	Protect Enhance
54	Butler Sports Centre	SY4 5AP	Football	Wem Town Council	One adult, one youth 9v9 and one mini 7v7, all standard quality. Only minimal spare capacity available. Accompanied by poor quality changing provision.	Improve pitch quality through an enhanced maintenance regime to create additional capacity. Explore funding options to improve changing.	Town Council Sports club FF, SFA	Main site	M	S	M	Protect Enhance
			Bowls		Two good quality bowling greens. Club has c65 members. Club has aspiration to improve changing room quality.	Sustain quality and maximise membership in order to create sustainability. Explore funding options to improve changing as per above with football.	Town Council Sports club BCGBA		M	S	M	
93	Coton Hall Cricket Club	SY13 3LN	Cricket	Private	One standard quality square with five wickets. No actual spare capacity. Unsecure tenure as rent from private farmer.	Improve quality in order to create future capacity but as a priority work to secure tenure.	Sports club ECB, SCB	Local	H	S	L	Protect Enhance

<sup>48</sup> (S) -Short (1-2 years); (M) - Medium (3-5 years); (L) - Long (6+ years)

<sup>49</sup> (L) -Low - less than £50k; (M) -Medium - £50k-£250k; (H) -High £250k and above

Site ID	Site	Post code	Sport	Management	Current status	Recommended actions	Partners	Site hierarchy tier	Priority	Timescales <sup>48</sup>	Cost <sup>49</sup>	Aim
124	Hadnall Bowling Green	SY4 4AG	Bowls	Hadnall Parish Council	One standard quality bowling green. Club has c100 members. Club has aspiration to improve clubhouse quality.	Explore opportunities to make improvements in order to sustain membership levels. Assist the Club in improving ancillary provision.	Parish Council Sports club BCGBA	Local	M	M	M	Protect Enhance
127	Harcourt Cricket Club	SY4 4LT	Cricket	Unknown	One poor quality square with eight wickets and overplayed by 12 match sessions per season. Accompanied by poor quality changing provision.	Ensure the Club has long term security of tenure. As per the PQS for the site, improve current maintenance regime to improve the quality of onsite provision and address overplay. Explore options for a joint funding to improve changing room provision.	Sports club ECB, SCB	Local	H	S	M-H	Protect Enhance
223	Preston Brockhurst Bowling Green	SY4 5QA	Bowls	Unknown	One standard quality bowling green. Membership unknown.	Explore opportunities to make improvements in order to sustain membership levels.	Sports club BCGBA	Local	M	M	L	Protect Enhance
230	RAF Shawbury	SY4 4DZ	Football	MOD	Two standard quality adult pitches. No community use	The RAF cannot offer long term tenure for any community users, as access to the site can be removed at any time based on national requirements. In addition, any current users must go through a rigorous vetting process before they are granted access. Continue to allow use of the 3G for hockey and further explore opportunities to increase and secure use for the Club.	MOD EH Sports club	Local	M	S	L	Protect Provide
			Football (3G)		One full size 3G pitch (short pile) with restrictions on use/availability. Good quality. Used by Wem & Market Drayton HC to accommodate some hockey competitive demand and by ad hoc football teams for midweek training. Although available for community use the pitch does not offer security of tenure.							
			Rugby union		One senior pitch that is not available for community use.							
240	Shawbury Bowling Club	SY4 4NZ	Bowls	Sports club	One good quality bowling green. Used by Elephant and Castle BC which has c30 members.	Sustain quality and maximise membership in order to create sustainability.	Sports club BCGBA	Local	L	M	L	Protect
242	Shawbury Recreation Ground	SY4 4NH	Football	Shawbury Parish Council	One standard quality adult pitch overplayed by 1.5 match equivalent sessions. Pitch subject to public use. No changing provision.	Improve quality as required in order to address overplay. Explore options for access to changing rooms.	Parish Council FF, SFA	Local	M	M	L	Protect Enhance
288	The Kynaston Ground (Wem Cricket Club)	SY4 5HR	Cricket	Sports club	One good quality square with 14 wickets. Spare capacity is minimal on a Sunday or midweek for additional play.	Retain some spare capacity in order to help maintain quality. Explore greater utilisation of cricket provision at Thomas Adams Sports Centre only if the amount of provision and quality of provision is improved.	Sports club ECB, SCB	Local	L	L	L	Protect
301	Thomas Adams Sports Centre	SY4 5UB	Football	Education	One adult and three youth 11v11 pitches, all standard quality. Spare capacity discounted due to unsecure tenure. Accompanied by standard quality changing provision.	Increasing quality (as required) and securing community use will increase capacity to meet identified shortfalls in the area.	School FF, SFA	Main site	H	S	L	Protect Provide Enhance
			Cricket		One standalone NTP	Explore improving levels of cricket provision on the site, including another NTP, in cohesion with secured usage for Wem CC.	School		M	M	L	

Site ID	Site	Post code	Sport	Management	Current status	Recommended actions	Partners	Site hierarchy tier	Priority	Timescales <sup>48</sup>	Cost <sup>49</sup>	Aim
			Rugby union		One poor quality senior pitch with potential spare capacity discounted due to quality.	Retain for school use as no local demand to establish community use.	School		L	L	L	
			Netball		Four poor quality macadam courts. Available but unused.	Given size of available courts, explore options to improve quality and establish community use if local demand exists.	School EN		M	M	L-M	
307	United Services Wem Club	SY4 5EP	Bowls	Sports club	One standard quality bowling green. Club has c60 members.	Explore opportunities to make improvements in order to sustain membership levels.	Sports club BCGBA	Local	M	M	M	Protect Enhance
312	Wem Recreation Ground	SY4 5AY	Football	Wem Town Council	One poor quality adult pitch. Spare capacity discounted due to poor quality. Accompanied by standard quality changing provision.	Improve pitch quality as required in order to create spare capacity.	Sports club FF, SFA	Main site	M	M	L	Protect Enhance
			Bowls		One standard quality bowling green. Club has 40 members.	Explore opportunities to make improvements in order to sustain membership levels.	Sports club BCGBA		M	M	M	
			Tennis		Four standard quality macadam court, three are floodlit. Club has c280 members.	Improve quality as required to help sustain membership levels.	Sports club LTA		M	M	M	
323	Whixall Bowling Club	SY13 2PP	Bowls	Sports club	One good quality Bowling green. Ongoing club house improvements required. Club has 75 members.	Sustain quality and maximise membership in order to create sustainability. Assist the Club in improving ancillary provision.	Sports club BCGBA	Local	L	M	L	Protect Enhance
324	Whixall C of E Primary School	SY13 2SB	Tennis	Education	One macadam court.	Retain for school use.	School	Local	L	L	L	Protect
331	Woodlands School	SY4 5PJ	Tennis	Education	One macadam court.	Retain for school use.	School	Local	L	L	L	Protect
370	Shawbury Junior Football Club (Ponyton)	SY4 4JN	Football	Private	One youth 9v9, one mini 7v7 and one mini 5v5 pitch, all poor quality. No peak time capacity. Pitches are poor quality due to issues with limited maintenance and poor drainage. Site was recently agricultural land.	Explore opportunities to improve quality in order to create future spare capacity.	Sports club FF, SFA	Local	H	S	M	Protect Enhance
New	Shawbury Football Club	-	Football	Private	The Club aspires to develop as a home site within its locality. Initial plans for the new site include one 5v5, one 7v7, one 9v9, training area and two adult pitches both of which are suitable for Step 6 football (floodlit). It also aspires to have an onsite clubhouse/hospitality to service the grass pitches and make one of the adult pitches a 3G surface (local demand identified).	Before applying for funding/investment the Club should secure a longer term agreement from the private landowner in order to access relevant grant monies. Further feasibility is required to determine the sustainability of such a development. This should also consider the need for a 3G pitch.	Sports club FF, SFA	Main site	H	M	H	Provide

**PLACE PLAN – WHITCHURCH**

Site ID	Site	Post code	Sport	Management	Current status	Recommended actions	Partners	Site hierarchy tier	Priority	Timescales <sup>50</sup>	Cost <sup>51</sup>	Aim
11	Archibald Worthington Club (Whitchurch)	SY13 1BQ	Bowls	Unknown	Two standard quality bowling greens. Membership unknown.	Explore opportunities to make improvements in order to sustain membership levels.	Sports club BCGBA	Local	M	M	M	Protect Enhance
12	Ash Magna Bowling & Tennis Club	SY13 4DR	Bowls	Whitchurch Rural Parish Council	One standard quality bowling green. Membership unknown.	Explore opportunities to make improvements in order to sustain membership levels.	Parish Council BCGBA	Local	M	M	M	Protect Enhance
			Tennis		One standard quality macadam court.	Retain and maintain for recreation use.	Parish Council		L	L	L	
39	Bridgewater Bowling Club (Whitchurch)	SY13 1RE	Bowls	Sports club	Two standard quality bowling greens. Ongoing installation of irrigation system. Club has c50 members.	Explore opportunities to make improvements in order to sustain membership levels. Assist the Club in improving ancillary provision.	Sports club BCGBA	Local	M	M	M	Protect Enhance
57	Calverhall Cricket Ground	SY13 4PE	Cricket	Calverhall Village Trust	One good quality square with eight wickets. Actual spare capacity expressed. Expressed demand for creation of a non turf pitch	Explore opportunities to maximise use to accommodate future demand and potentially demand from Whitchurch CC / Calverhall CC.	Sports club ECB, SCB	Main site	M	S	L	Protect Enhance
			Bowls		One good quality bowling green. Club has 45 members.	Sustain quality and maximise membership in order to create sustainability.	Sports club BCGBA		L	L	L	
			Tennis		Two floodlit artificial courts, standard quality.	Retain and maintain for recreation use.	Sports club LTA		L	L	L	
62	Chester Road Bowling Club	SY13 1ND	Bowls	Sports club	Two good quality bowling greens. Club has c130 members.	Sustain quality and membership in order to create sustainability.	Sports club BCGBA	Local	L	L	L	Protect
105	Deermoss Park	SY13 1QW	Football	Council	One poor quality youth 11v11. Spare capacity discounted due to quality. No changing provision.	Improve quality as required to meet demand.	Council	Local	L	L	L	Enhance
130	Heath Road Ground	SY13 3JG	Cricket	Sports club	One good quality square with 13 wickets. Also, one standalone NTP on site. The limited amount of spare capacity on the site cannot accommodate a senior women's team on a Sunday. The Club is in discussions with a developer of an adjacent site to expand the existing facility which is much needed as its Junior section continues to expand.	Sustain square quality through regular levels of maintenance. Explore the feasibility of assisting the Club in creating a square with a minimum of six wickets and relevant ancillary facilities if security of tenure can be obtained on the adjacent site.	Sports club ECB, SCB	Local	M	S	M	Protect Provide
139	Hollies Tennis Club	SY13 1LP	Tennis	Sports club	Three good quality macadam courts, all floodlit. Club has over 300 members.	Sustain quality in order to sustain future membership levels.	Sports club	Local	L	L	L	Protect
221	Prees Cricket and Recreation Club	SY13 2DX	Football	Sports club	One adult, one youth 11v11 and 9v9 and one mini 7v7. All good quality. No peak time capacity. Serviced by good quality changing provision.	Sustain quality and maximise use of spare capacity where able to. For example, Whitchurch CC could utilise capacity if community use could be secured.	Sports club ECB, SCB	Hub site	M	M	L	Protect
			Football (3G)		One small size 3G pitch (46 x 28) which is floodlit.							

<sup>50</sup> (S) -Short (1-2 years); (M) - Medium (3-5 years); (L) - Long (6+ years)

<sup>51</sup> (L) -Low - less than £50k; (M) -Medium - £50k-£250k; (H) -High £250k and above

Site ID	Site	Post code	Sport	Management	Current status	Recommended actions	Partners	Site hierarchy tier	Priority	Timescales <sup>50</sup>	Cost <sup>51</sup>	Aim
			Cricket		One good quality square with six wickets and one NTP. Spare capacity at peak time.							
			Bowls		Two good quality bowling greens. Club has c80 members.							
225	Queensway Park	SY13 1HD	Football	Community organisation	One adult and one mini 5v5 pitch, both standard quality. No changing provision.	Improve quality as required and explore options for access to changing rooms.	Sport club	Local	L	L	L	Protect Enhance
302	Tilstock Tennis & Bowls Club	SY13 3JL	Bowls	Sports club	One good quality bowling green. Aspirations to improve club house quality. Club has c40 members.	Sustain quality and maximise membership in order to create sustainability. Assist the Club in improving ancillary provision.	Sports club BCGBA	Local	M	M	L	Protect Enhance
			Tennis		Two standard quality grass courts. Club has c100 members.	Improve as required in order to meet levels of demand.	Sports club LTA		M	M	L	
318	Whitchurch & District Club	SY13 1QW	Bowls	Sports club	Two standard quality bowling greens. Membership unknown.	Explore opportunities to make improvements in order to sustain membership levels.	Sports club BCGBA	Local	M	M	M	Protect Enhance
320	Whitchurch Rugby Football Club	SY13 4NH	Rugby union	Sports club	Four senior pitches, one floodlit and two mini pitches. All good quality. Mini pitches are played to capacity. Senior pitches have some actual spare capacity.	Sustain quality and maximise use of the senior pitches to accommodate any future demand. Further examine how best to reduce the levels of unauthorised access/dog fouling on the site.	Sports club RFU	Local	L	L	L	Protect
321	Whitchurch Sports & Leisure Centre (Sir John Talbot School)	SY13 2BY	Football	Education	One adult, one youth 11v11 and mini pitches 5v5 and 7v7. All poor quality with the youth pitch overplayed. Serviced by standard quality changing provision.	Secure community use for Whitchurch Alport Juniors FC and explore funding options to improve quality.	School Sports club FF, SFA	Hub site	H	S	M	Protect Enhance Provide
			Cricket		Two standalone NTPs.	Retain for school use as required.	School		L	L	L	
			Rugby union		Two senior pitches, poor quality. Spare capacity discounted.	Retain for school use and improve as required. Explore the feasibility of increasing community use through a community use agreement.	School		L	L	L	
			Hockey (AGP)		One full size, floodlit AGP. Poor quality and suffers from drainage problems which often results in standing, and freezing water. Used by Whitchurch HC and Market Drayton HC. Used to capacity.	As a priority refurbish pitch carpet to ensure the continued use of the site for hockey.	School Sports club EH		H	S	H	
			Tennis		Four floodlit macadam courts, all good quality. Overmarked with netball.	Explore options to establish community use if local demand exists.	School EN		M	S	L	
340	Yockings Park	SY13 1PG	Football	Sports club	One adult and one youth 9v9 pitch, both standard quality and with actual spare capacity.	Improve quality as required to service levels of demand.	Sports club	Local	L	L	L	Protect Enhance

# SHROPSHIRE COUNCIL STRATEGY & ACTION PLAN

## NORTH WEST ANALYSIS AREA

Sport	Analysis area	Current demand (2020)		Future demand (2038)
		Pitch type	Current capacity total in MES <sup>[1]</sup>	Future capacity total in MES
Football (grass pitches)	North West	Adult	Spare capacity of 0.5	Spare capacity of 0.5
		Youth 11v11	Shortfall of 0.5	Shortfall of 1.5
		Youth 9v9	Spare capacity of 0.5	Spare capacity of 0.5
		Mini 7v7	At capacity	At capacity
		Mini 5v5	Spare capacity of 0.5	At capacity
	Shropshire	Adult	Spare capacity of 5	Spare capacity of 0.5
		Youth 11v11	Shortfall of 0.5	Shortfall of 5
		Youth 9v9	Spare capacity of 1.5	Shortfall of 4.5
		Mini 7v7	Spare capacity of 0.5	Spare capacity of 0.5
		Mini 5v5	Spare capacity of 1.5	Shortfall of 6
Football (3G pitches)	North West	Full size, floodlit	Shortfall of 0.5 full sized 3G pitch for team training	Shortfall of 0.5 full sized 3G pitch for team training
Cricket	North West	Saturday	Shortfall of 13	Shortfall of 24
		Sunday	Shortfall of 13	Shortfall of 24
		Midweek	Shortfall of 5	Shortfall of 13
	Shropshire	Saturday	Shortfall of 29	Shortfall of 139
		Sunday	Spare capacity of 92	Shortfall of 18
		Midweek	Spare capacity of 147	Spare capacity of 47
Rugby union	North West	Senior	Shortfall of 4.5	Shortfall of 6
	Shropshire	Senior	Shortfall of 13.5	Shortfall of 21.75
Hockey (sand AGPs)	Shropshire	Full size, floodlit	There is a need to improve pitch quality and create a pitch to return exported demand.	There is a need to improve pitch quality and create a pitch to return exported demand.
Tennis	Shropshire	Courts	Adequate provision	Adequate provision
Bowls	Shropshire	Greens	Adequate provision	Adequate provision
Netball	Shropshire	Courts	Adequate provision	Adequate provision
Other sports	Shropshire	Pitches	Adequate provision	Adequate provision

### Key recommendations for Ellesmere

- Explore potential options to improve drainage issues at Beech Grove Playing Fields as it is located on a Flood Zone.
- Explore potential options to assist Ellesmere CC with qualitative issues at Ellesmere Cricket Club including square improvement or relocation.
- Assist clubs in pitch and ancillary provision enhancements where required.
- Assist clubs in securing on site tenure, where required.
- Explore options to increase cricket capacity at sites, such as installing NTPs or creation of additional wickets, if future demand is actualised. Particularly at Hardwick Park.

<sup>[1]</sup> MES – match equivalent sessions per week (per season for cricket)

- ◀ Explore improving court quality at Ellesmere College to increase netball activity

### ***Key recommendations for Oswestry***

- ◀ Explore potential options to alleviate overplay at Oswestry RFC such as improving on site pitch and securing access to additional provision.
- ◀ Assist clubs in pitch and ancillary provision enhancements where required.
- ◀ Assist clubs in securing on site tenure, where required.
- ◀ Create additional capacity for youth football pitches in order to accommodate future demand such as securing access to educational site and improving poor quality provision
- ◀ Explore options to increase cricket capacity at sites, such as installing NTPs or creation of additional wickets, if future demand is actualised. Particularly at Knockin & Kinnerly Cricket Ground and Oswestry Cricket Club.
- ◀ Work towards reinstating cricket at Whittington Cricket & Bowling Club.
- ◀ Explore the future feasibility of relocation both Oswestry RFC and Oswestry CC to a new joint site which could increase capacity for each sport.

PLACE PLAN – ELLESMERE

Site ID	Site	Post code	Sport	Management	Current status	Recommended actions	Partners	Site hierarchy tier	Priority	Timescales <sup>52</sup>	Cost <sup>53</sup>	Aim
25	Beech Grove Playing Fields	SY12 0BT	Football	Sports club / Ellesmere Town Council	Two adult, one youth 9v9, one mini 7v7 and one mini 5v5 pitch all of which are standard quality. Adult pitches, youth 9v9 and mini 5v5 pitch all have actual spare capacity of 0.5 match equivalent sessions. The mini 7v7 pitch is played capacity at peak time. One of the adult pitches is suitable for Step football and all remaining pitches suffering from drainage issues. Ellesmere Rangers FC currently has a long term lease of its first team pitch (Step 5 standard) from Ellesmere Town Council. However, it only rents pitches at Beech Grove Playing Fields on an annual basis. The Club has ambitions to formalise a long term agreement for the entire site from the Town Council in order for it to be able to access potential funding streams to improve pitch quality. Site is located on a Flood zone.	Due to site being located on a flood zone examine ways to improve pitch quality such as increased levels of regular maintenance. Assist the Club in securing long term tenure for the entire site in order for it to access relevant potential grant monies. Utilise spare capacity to accommodate future demand or alleviate overplay from surrounding sites. Ensure pitch and ancillary facilities are suitable for relevant Step football. Ensure the sports club has access to relevant flood relief funds when required. Ensure sports club is prepared for the potential effects of flooding.	Sports club TC SFA FF	Main site	H	S-M	L-M	Protect Enhance Provide
99	Criftins Village Hall and Playing Field	SY12 9LE	Bowls	Community organisation	One good quality bowling green used by Criftins BC.	Sustain quality and maximise membership in order to create sustainability.	Community organisation Sports club LTA BCGBA	Local	M	S	L	Protect
			Tennis		Two good quality macadam courts that are floodlit. Courts are used by Criftins TC which has c176 members. The Club has concerns regarding its tenure onsite.	Sustain court quality and membership. If demand increases, consider the need for additional provision. Explore options to give Criftins TC secured onsite tenure.						
110	Ellesmere Bowling Club	SY12 0HA	Bowls	Sports club	Two poor quality bowling greens owned by Ellesmere BC that has c44 members. The Club has aspirations to improve green and ancillary facility quality.	Improve green quality through an enhanced maintenance regime. Assist the Club in improving ancillary provision.	Sports club BCGBA	Local	M	M	L	Protect Enhance
111	Ellesmere College	SY12 9AB	Football	Education	Five good quality adult pitch that have spare capacity discounted due to unsecure tenure. Provision is available for community use.	Sustain quality for curricular and extracurricular demand. Explore options to increase community use for future levels of demand.	Education SFA FF ECB SCB RFU LTA EN	Main site	M	M	L	Protect Enhance Provide
			Cricket		One standalone NTP and three grass cricket squares with four, 10 and 12 grass wickets respectively. All provision is good quality and available for community use.	Sustain quality for curricular and extracurricular demand. Explore options to increase community use.						

<sup>52</sup> (S) -Short (1-2 years); (M) - Medium (3-5 years); (L) - Long (6+ years)

<sup>53</sup> (L) -Low - less than £50k; (M) -Medium - £50k-£250k; (H) -High £250k and above

Site ID	Site	Post code	Sport	Management	Current status	Recommended actions	Partners	Site hierarchy tier	Priority	Timescales <sup>52</sup>	Cost <sup>53</sup>	Aim
			Rugby union		Five senior rugby union pitches that are available for community use.	Sustain quality for curricular and extracurricular demand. Explore options to increase community use.						
			Hockey (AGP)		One full size floodlit hockey suitable AGP that is floodlit and community available.	Sustain quality for curricular and extracurricular demand. Explore options to increase community use.						
			Tennis		Six poor quality macadam courts that are floodlit and available for community use. In addition there are also four new good quality indoor courts.	Focus on improving court quality in order to increase levels of tennis activity.						
			Netball		Six poor quality floodlit macadam courts which are in need of posts.	Focus on improving court quality in order to increase levels of netball activity.						
112	Ellesmere Cricket Club	SY12 9AA	Cricket	Ellesmere Town Council	One good quality square with eight grass wickets. Square is overplayed by five match equivalent sessions. Ellesmere CC indicates it is currently looking for assistance and potential solutions to a long term drainage issue. The Club indicates the problem is becoming worse on a season by season basis and is causing matches to be moved or cancelled. Site is located on a flood zone.	Ensure good quality in order to sustain minimal levels of overplay. Due to site being located on a flood zone examine ways to improve square quality such as increased levels of regular maintenance, drainage or relocation of the square to a more suitable location. Ensure the sports club has access to relevant flood relief funds when required. Ensure sports club is prepared for the potential effects of flooding.	TC Sports club ECB SCB	Local	M	S	L-M	Protect Enhance
128	Hardwick Park (Frankton Cricket Club)	SY12 9HG	Cricket	Private	One good quality square that has ten grass wickets. The Club currently has a minimal lease for a private landowner. Square has minimal spare capacity with no capacity to accommodate future demand.	Sustain square quality through regular maintenance. Assist the Club in securing onsite tenure. In priority order, assist the Club in actualising future demand whether this is through creation of an NTP, additional wickets on site, access to secondary site with capacity or creation of new provision.	Private Sports club ECB SCB	Local	M	S	L	Protect Enhance
151	Lakelands Academy	SY12 0EA	Football	Education	One poor quality adult pitch that is played to capacity through curricular usage. Pitch is not available for community use.	Improve pitch quality, as required, to meet curricular and extracurricular demand.	Education SFA FF EH EH	Main site	L	L	L	Protect
			Football (3G)		One standard quality small size floodlit 3G (46x28).	Sustain quality and retain as current use. Ensure a sinking fund is in place. Explore options to maximise community use.						
			Hockey (AGP)		One full size floodlit hockey suitable AGP that is good quality. There is minimal current community usage.	Sustain quality and retain as current use. Ensure a sinking fund is in place. Explore options to maximise community use.						
			Tennis		Three standard quality macadam courts that are floodlit but not available for community use.	Sustain quality and retain as current use.						

Site ID	Site	Post code	Sport	Management	Current status	Recommended actions	Partners	Site hierarchy tier	Priority	Timescales <sup>52</sup>	Cost <sup>53</sup>	Aim
			Netball		Two standard quality macadam courts that are floodlit but not available for community use.	Sustain quality and retain as current use.						
180	Millennium Village Hall Playing Fields	SY12 0JE	Football	Education	One adult pitch that has spare capacity discounted due to poor quality.	Improve pitch quality through enhanced levels of maintenance based on levels of future demand. Examine pitch reconfiguration based on future levels of demand.	Education SFA FF	Local	L	L	L	Enhance

**PLACE PLAN – OSWESTRY**

Site ID	Site	Post code	Sport	Management	Current status	Recommended actions	Partners	Site hierarchy tier	Priority	Timescales <sup>54</sup>	Cost <sup>55</sup>	Aim
56	Cae Glass Park	SY11 1AP	Bowls	Oswestry Town Council Community organisation	One standard quality bowling green.	Explore opportunities to make improvements in order to sustain membership levels.	TC Community organisation Sports club BCGBA LTA	Main site	M	S-M	L	Protect Enhance
			Tennis		Three artificial courts and three artificial mini courts operated by a community organisation and two macadam courts operated by the Town Council. All courts are available for community and all, except the macadam courts, are floodlit. Artificial courts are good quality with the macadam courts poor quality. Artificial courts are used by Oswestry Team Tennis that have c527 members.	Assist Oswestry Team Tennis in its participation levels through court access and improvements as required (including both artificial and macadam provision).						
118	Gatacre Playing Fields	SY11 1DR	Cricket	Sports club	One good quality square with seven grass wicket and an NTP. Site has minimal capacity for additional midweek demand. Provision is leased to Cae Glass CC which has aspirations for permanent practice nets.	Sustain square quality through appropriate levels of maintenance. Utilise minimal spare capacity for additional midweek demand. Explore the feasibility of assisting the Club in its training demand aspirations.	Sports club ECB SCB	Local	L	L	L	Protect Provide
141	Ifton Miners Institute Bowling Green	SY11 3AY	Bowls	Sports club	One poor quality bowling green owned by Ifton BC. The Club has plans to fundraise to build a new pavilion and has c53 members.	Improve green quality through an enhanced maintenance regime. Assist the Club in improving ancillary provision.	Sports club BCGBA	Local	M	M	L	Protect Enhance
148	Knockin & Kinnerly Cricket Ground	SY10 8HL	Cricket	Sports club	One good quality square with 12 grass wickets. Square is overplayed by eight match equivalent sessions and has no capacity to accommodate future demand. Site is on a long term lease to Knockin & Kinnerley CC from the Bradford Estate.	Sustain square quality through regular maintenance. If overplay worsens consider options to alleviate this through creation of an NTP, additional wickets on site, access to secondary site with capacity or creation of new provision.	Private Sports club ECB SCB	Local	M	S	L	Protect

<sup>54</sup> (S) -Short (1-2 years); (M) - Medium (3-5 years); (L) - Long (6+ years)

<sup>55</sup> (L) -Low - less than £50k; (M) -Medium - £50k-£250k; (H) -High £250k and above

Site ID	Site	Post code	Sport	Management	Current status	Recommended actions	Partners	Site hierarchy tier	Priority	Timescales <sup>54</sup>	Cost <sup>55</sup>	Aim
154	Lion Quays Leisure Club	SY11 3EN	Bowls (lapsed)	Private	It is unknown when the artificial bowling green at Lion Quays Leisure Centre was last formally accessed as formal sports provision, however, it is believed to be lapsed. The green was established circa 2009 with the building of Leisure Centre and surrounding facilities.	Based on levels of demand explore options for alternative uses.	Private BCGBA LTA	Local	L	L	L	Protect
			Tennis		Three macadam courts that are floodlit but not available for community use.	Based on levels of demand retain as current use.						
155	Lizbeth Close Bowling Green	SY11 1BZ	Bowls	Sports club	One good quality bowling green owned by Ye Olde Crofte BC. The site is used by Ye Olde Crofte BC (c32 members and George BC (c10 members). Onsite ancillary provision is poor quality.	Sustain quality and maximise membership in order to create sustainability. Assist the Club in improving ancillary provision.	Sports club BCGBA	Local	M	M	L	Protect Enhance
156	Llanymynech Village Hall	SY22 6EE	Football	Community organisation Sports clubs	One poor quality youth 11v11 pitch that is overplayed by one match equivalent session. Pitch suffers from limited maintenance and becomes easily waterlogged.	Improve pitch quality through enhanced levels of maintenance.	Community organisation Sports clubs SFA FF BCGBA LTA	Local	M	S-M	L-M	Protect Enhance
			Bowls		One standard quality bowling green owned by Llanymynech BC. The Club has ambitions to build a new toilet block and has c45 members.	Explore opportunities to make improvements in order to sustain membership levels. Improve green quality through an enhanced maintenance regime.						
			Tennis		Two standard quality macadam courts that are available for community use but are not floodlit. Courts are rented by Llanymynech TC which indicates aspirations for floodlights. The Club has c28 members.	Improve quality and maximise membership to help sustain for future of each club. Explore opportunities for funding to improve ancillary facilities including floodlights.						
169	Marches School	SY11 2AR	Football (3G)	Education	One adult, one youth 11v11 and one youth 9v9 pitch all of which are standard quality and not available for community use. St Martins FC has aspirations to enter a partnership with the School in order to create a full size floodlit 3G pitch with relevant Step football facilities.	Improve pitch quality to better meet levels of curricular and extracurricular demand. If pitches improve in quality explore the feasibility of allowing community use to alleviate future shortfalls. Explore the feasibility of creating a full size floodlit 3G pitch on the site with St Martins FC as a partner club.	Education SFA FF RFU EH LTA EN	Main site	M	S-M	H	Protect Enhance
			Rugby union		Two poor quality senior pitches (M0/D1) which are available for community use but are unused.	Improve pitch quality to better meet levels of curricular and extracurricular demand. Explore the feasibility of increasing community use through a community use agreement.						
			Hockey (AGP)		One poor quality full size hockey suitable AGP that is floodlit and available for community use. Limited amount of external hockey usage by Oswestry HC. Pitch is over its ten year recommended lifespan.	As a matter of priority, refurbish the pitch. Ensure there is a sinking fund in place once refurbished.						

Site ID	Site	Post code	Sport	Management	Current status	Recommended actions	Partners	Site hierarchy tier	Priority	Timescales <sup>54</sup>	Cost <sup>55</sup>	Aim
						Before any refurbishment takes place there needs to be dialogue with the SFA, FF and EH.						
			Tennis		Four poor quality macadam courts that are not floodlit nor available for community use.	Improve quality based on levels of curricular and extracurricular demand,						
			Netball		Three poor quality macadam courts that are not floodlit nor available for community use.	Improve quality based on levels of curricular and extracurricular demand,						
187	Moreton Hall School	SY11 3EW	Hockey (AGP)	Education	One standard quality full size hockey suitable AGP that is floodlit and available for community use. Pitch is over its ten year recommended lifespan.	Refurbish the pitch when required to meet curricular and extracurricular demand. Ensure there is a sinking fund in place once refurbished. Before any refurbishment takes place there needs to be dialogue with the SFA, FF and EH.	Education EH LTA EN	Local	L	S-M	H	Protect Enhance
			Tennis		Six good quality macadam courts three of which are floodlit. All courts are available for community use.	Sustain quality and retain as current use.						
			Netball		Four good quality macadam courts two of which are floodlit. All courts are available for community use.	Sustain quality and retain as current use.						
189	Morton Playing Field	SY10 8AJ	Football	Community organisation	One adult and one youth 9v9 pitch both of which are poor quality. Spare capacity on the adult pitch is discounted due to quality whereas the youth 9v9 pitch is played to capacity. No onsite ancillary facilities.	Improve pitch quality through an enhanced maintenance regime. If pitches improve in quality explore reconfiguring the adult pitch to a youth 11v11 in order to alleviate future shortfalls.	Community organisation SFA FF	Local	L	S-M	L	Enhance
208	Oswestry Boys & Girls Football Club	SY11 4AQ	Football	Sports club	Three youth 11v11, one youth 9v9, two mini 7v7 and one mini 5v5 pitch all of which are standard quality. The youth 11v11 pitches have actual spare capacity of 0.5 match equivalents sessions available with all other pitches played to capacity at peak time. Pitches suffer from poor drainage and waterlogging.	Look to improve pitch quality through either an enhanced maintenance regime and/or improve onsite drainage. Utilised actual spare capacity on youth 11v11 pitches for future demand.	Sports club SFA FF	Local	M	S-M	L	Enhance
209	Oswestry Cricket Club	SY11 2AY	Cricket	Sports club	One good quality square with 12 grass wickets. Site is owned by Oswestry CC and has no capacity for future demand. Rough and Tumblers CC also use the site. Oswestry CC has aspirations for new outdoor practice nets.	Sustain square quality through appropriate levels of maintenance. Explore the feasibility of creating new practice provision. Also explore the feasibility of expanding the Clubs current site or relocation to a new site with at least two grass cricket squares.	Sports club SCB ECB	Local	M	M	L-H	Protect Provide
210	Oswestry Rugby Club	SY11 4AE	Rugby union	Sports club	Two standard quality senior pitches (M1/D1) one of which is floodlit and one standard quality mini pitch (M1/D1). The floodlit senior pitch is	Improve pitch quality through increased levels of maintenance and/or drainage enhancements.	Sports club Council RFU	Local	H	S-L	L-H	Protect Provide Enhance

Site ID	Site	Post code	Sport	Management	Current status	Recommended actions	Partners	Site hierarchy tier	Priority	Timescales <sup>54</sup>	Cost <sup>55</sup>	Aim
					overplayed by 4.5 match equivalent sessions whereas remaining pitches have not actual spare capacity. Site is owned by Oswestry RFC The Club has long term ambitions to relocate to a new home where all its demand can be located. Onsite ancillary is poor quality.	Assist the Club in alleviating levels of overplay through pitch improvements and access/ creation of additional pitches and suitable sites. Explore the feasibility of installing floodlights on its second pitch. Examine the feasibility of rebuilding and relocating onsite ancillary provision to provide better quality facilities and potentially additional land for pitches. Explore the clubs long term ambitions to relocate to a new site with suitable pitch and ancillary provision. This should be examined with future housing growth in the Park Hall area.						
211	Oswestry School	SY11 2TL	Football	Education	Two adult, one youth 11v11, one youth 9v9 and one mini 7v7 pitch all of which are good quality. The youth 11v11 and mini 7v7 pitch are played to capacity at peak period with remaining spare capacity on pitch discounted due to unsecure tenure.	Sustain quality through appropriate levels of maintenance. Explore formalising community use through a CUA to create additional capacity.	Education SFA FF ECB SCB EH LTA	Main site	M	S-L	L-M	Protect Provide
			Cricket		Two good quality squares one with 12 grass wickets and one with three grass wickets. Spare capacity discounted due to unsecure tenure.	Sustain quality and retain as current use. Explore formalising community use through a CUA to create additional capacity.						
			Rugby union		One senior and one junior pitch both of which are standard quality (M1/D1). Actual spare capacity discounted due to unsecure tenure.	Sustain quality and retain as current use.						
			Hockey (AGP)		One full size hockey suitable AGP that is available for community use and floodlit. Used by Oswestry HC.	Protect as a hockey suitable surface and support the development and growth of Oswestry HC through the School						
			Tennis		Six good quality artificial courts that are floodlit and available for community use. Courts are marked on the hockey suitable AGP.	Sustain quality and retain as current use.						
212	Oswestry Tennis Club	SY11 2EG	Tennis	Sports club	Two macadam and two dedicated mini macadam courts all of which are standard quality, available for community use and are floodlit. Courts lease to Oswestry TC from Oswestry School. The Club has c122 members.	As required improve court quality and assist the Club increasing levels of demand to ensure its sustainability.	Sports club Education LTA	Local	L	L	L	Protect Enhance
215	Packwood Haugh School	SY4 1HX	Football	Education	Four good quality youth 11v11 pitches that are not available for community use.	Sustain current provision and improve when required to meet levels of curricular and extracurricular activity.	Education SFA FF ECB SCB	Main site	L	L	L	Protect Provide
			Cricket		One standalone NTP and five grass squares all of which are good quality and not available for community use.	Explore the feasibility of allowing community access to the site in order to alleviate identified future shortfalls						

Site ID	Site	Post code	Sport	Management	Current status	Recommended actions	Partners	Site hierarchy tier	Priority	Timescales <sup>54</sup>	Cost <sup>55</sup>	Aim
			Rugby union		Four good quality (M2/D1) mini pitches that are not available for community use.	in the Analysis Area particularly for youth 11v11 football.	RFU EH LTA EN					
			Hockey (AGP)		One small size hockey suitable AGP (88x52) that is floodlit but not available for community use.							
			Tennis		Six artificial, two macadam and one grass court all of which are good quality but not available for community use.							
			Netball		Two poor quality macadam courts that are not available for community use.							
266	St Martins Playing Field	SY11 3AY	Football	Private	One poor quality adult pitch that is played to capacity. Pitch is suitable for Step pyramid football. Site is used by St Martins FC which report the pitch drains poorly.	Improve pitch with enhanced levels of regular maintenance. Ensure the site is suitable for appropriate level of Step football.	Private Sports club SFA FF	Local	M	S	L	Enhance
267	St Martins School	SY10 7BD	Tennis	Education	Two poor quality macadam courts that are available for community use but are not floodlit.	Improve court quality as appropriate based on levels of curricular and extracurricular demand,	Education LTA EN	Local	L	L	L	Protect Enhance
			Netball		Three standard quality courts that are available for community use but are not floodlit.	Sustain court quality and retain as current use.						
293	The Playing Fields	SY10 7GA	Football	Selattyn & Gobowen Parish Council	One adult and one youth 9v9 pitch both of which have spare capacity discounted due to poor quality. Site is located on a flood zone and is accompanied by poor quality ancillary facilities.	Improve pitch quality through an enhanced maintenance regime. Explore the feasibility of improving poor quality ancillary provision. Ensure the PC has access to relevant flood relief funds when required. Ensure PC is prepared for the potential effects of flooding.	PC SFA FF	Local	M	S-M	L	Protect Enhance
299	The Venue at Park Hall	SY11 4AS	Football (3G)	Sports club	One full size floodlit 3G pitch which is home to The New Saints FC. The pitches FIFA Pro certification has recently expired however it is in the process of being renewed. Pitch is used for Womens National League Division One football. Since the production of the report it has been indicated that the site has gone into liquidation (2020).	Sustain quality through appropriate levels of maintenance. Ensure the site is suitable for the level of football being played. Ensure there is a sinking fund in place. Ensure the pitch is retested for its FIFA Pro certification and regularly tested hereafter. Ensure the facilities are still accessible for community sports given the site's liquidation.	Sports club SFA FF	Local	H	S	L	Protect
304	Trefonen Playing Fields	SY10 9DY	Football	Council	One adult pitch that has spare capacity discounted due to poor quality. Pitch is used by Trefonen FC which plays in the Football Association of Wales football pyramid.	Improve pitch quality through enhanced levels of maintenance. Ensure the site meets the relevant requirements for the level of Welsh football being played.	Council Sports club SFA FF FAW	Local	M	S	L	Protect Enhance
315	Weston Rhyn Recreation Ground	SY10 7RZ	Football (lapsed)	Unknown	One lapsed adult pitch that has not been used since circa 2014.	Keep site as a strategic reserve as potential option to alleviate future youth football shortfalls.	SFA FF	Local	L	L	L	Protect

Site ID	Site	Post code	Sport	Management	Current status	Recommended actions	Partners	Site hierarchy tier	Priority	Timescales <sup>54</sup>	Cost <sup>55</sup>	Aim
316	Weston Road	SY10 9NS	Football	Oswestry Rural Parish Council	One poor quality adult pitch that is played to capacity. Site is accompanied by poor quality ancillary facilities.	Improve pitch quality through an enhanced maintenance regime. Explore the feasibility of improving onsite ancillary facilities.	PC SFA FF	Local	L	L	L	Enhance
322	Whittington Cricket & Bowling Club	SY11 4PQ	Cricket	Sports club	The site previously hosted an eight grass wicket square however Whittington CC folded in 2016. The Club has ambitions to reform.	Assist in the growth in cricket demand in order to reintroduce cricket provision.	Sports club ECB SCB RFU BCGBA	Local	H	S	L	Protect Enhance
			Rugby union		Three poor quality (M0/D1) mini pitches used by Oswestry RFC. Pitches are marked on the previous outfield of the cricket square and are rented from Whittington CC.	Improve pitch quality through enhanced levels of maintenance in order to create additional capacity. Ensure Oswestry RFC has secure tenure on the site.						
			Bowls		One good quality bowling green owned by Whittington BC which has c52 members.	Sustain quality and maximise membership in order to create sustainability.						
339	Wynstay Hotel	SY11 2SZ	Bowls	Commercial	One standard quality bowling green owned by Wynstay Hotel	Explore opportunities to make improvements in order to sustain membership levels.	Commercial BCGBA	Local	L	L	L	Protect
354	Weston Rhyn Bowling Green	SY10 7RQ	Bowls	Sports club	One good quality bowling green leased to Weston Rhyn BC. The Club has plans to improve surrounding hard areas and c55 members.	Sustain quality and maximise membership in order to create sustainability. Assist the Club in improving ancillary provision.	Sports club	Local	M	M	L	Protect Enhance
364	Oswestry Church Bowling Club	SY11 2SZ	Bowls	Sports club	One good quality bowling green owned by Church BC. The Club has c80 members and aspirations to improve its clubhouse provision.	Sustain quality and maximise membership in order to create sustainability. Assist the Club in improving ancillary provision.	Sports club	Local	M	M	L	Protect Enhance
371	The Showground	SY11 4AE	Rugby union	Private	Two poor quality (M0/D1) mini pitches rented by Oswestry RFC. Site is located neighbouring the clubs home venue.	Assist the club in secure tenure for the use of a dedicated are of land for it to develop additional pitches in order to alleviate overplay off its main site.	Private Sports club RFU	Local	M	S	L-M	Protect Provide Enhance
379	St Johns The Baptist C of E Primary School	SY4 1LA	Football	Education	One poor quality mini 7v7 pitch that is not available for community use.	Improve pitch quality as required to meet levels of curricular and extracurricular demand.	Education SFA FF	Local	L	L	L	Enhance

# SHROPSHIRE COUNCIL STRATEGY & ACTION PLAN

## SOUTH ANALYSIS AREA

Sport	Analysis area	Current demand (2020)		Future demand (2038)
		Pitch type	Current capacity total in MES <sup>[1]</sup>	Future capacity total in MES
Football (grass pitches)	South	Adult	Spare capacity of 0.5	Spare capacity of 0.5
		Youth 11v11	At capacity	At capacity
		Youth 9v9	At capacity	Shortfall of 1
		Mini 7v7	At capacity	At capacity
		Mini 5v5	At capacity	At capacity
	Shropshire	Adult	Spare capacity of 5	Spare capacity of 0.5
		Youth 11v11	Shortfall of 0.5	Shortfall of 5
		Youth 9v9	Spare capacity of 1.5	Shortfall of 4.5
		Mini 7v7	Spare capacity of 0.5	Spare capacity of 0.5
		Mini 5v5	Spare capacity of 1.5	Shortfall of 6
Football (3G pitches)	South	Full size, floodlit	At capacity	At capacity
Cricket	South	Saturday	At capacity	Shortfall of 11
		Sunday	At capacity	Shortfall of 11
		Midweek	At capacity	At capacity
	Shropshire	Saturday	Shortfall of 29	Shortfall of 139
		Sunday	Spare capacity of 92	Shortfall of 18
		Midweek	Spare capacity of 147	Spare capacity of 47
Rugby union	South	Senior	Shortfall of 1.25	Shortfall of 5.5
	Shropshire	Senior	Shortfall of 13.5	Shortfall of 21.75
Hockey (sand AGPs)	Shropshire	Full size, floodlit	There is a need to improve pitch quality and create a pitch to return exported demand.	There is a need to improve pitch quality and create a pitch to return exported demand.
Tennis	Shropshire	Courts	Adequate provision	Adequate provision
Bowls	Shropshire	Greens	Adequate provision	Adequate provision
Netball	Shropshire	Courts	Adequate provision	Adequate provision
Other sports	Shropshire	Pitches	Adequate provision	Adequate provision

### Key recommendations for Cleobury Mortimer

- ◆ To meet the future shortfalls and increase current capacity, improve poor/standard quality football pitches. Also consider some reconfiguration of pitches to better meet demand.
- ◆ Ensure long term security of tenure and improve quality for Cleobury Mortimer RFC playing at Lacon Childe School.

<sup>[1]</sup> MES – match equivalent sessions per week per season for cricket)

### ***Key recommendations for Ludlow***

- ◀ To meet the future shortfalls and increase current capacity, improve poor/standard quality football pitches.
- ◀ Improve pitch quality and seek options for access to additional pitches to meet demand for both clubs in the Area.
- ◀ As a priority, seek to establish long term security of tenure for Ludlow CC and explore options for additional access to provision.
- ◀ Requirement for the 3G pitch at The Ludlow Stadium to be resurfaced in the medium term.
- ◀ Improve the quality of the bowling green at Ashford Carbonell Playing Fields.

**PLACE PLAN – CLEOBURY MORTIMER**

Site ID	Site	Post code	Sport	Management	Current status	Recommended actions	Partners	Site hierarchy tier	Priority	Timescales <sup>56</sup>	Cost <sup>57</sup>	Aim
75	Clee Hill Recreation Ground (Knowle Sports Club)	SY8 3NL	Football	Sports club	One adult and one mini 7v7 pitch, both poor quality. Spare capacity discounted due to quality. Poor quality changing provision.	Improve quality and potential to reconfigure pitch type to alleviate youth 9v9 shortfalls.	Sports club FF, SFA	Local	M	M	M	Protect Enhance
			Cricket (lapsed)		Previously accommodated a four wicket grass square, which aerial imaginary suggests was last formally maintained circa 2009. It is unknown which club previously utilised the provision.	No current local demand to bring back into use identified.	Sports club		L	L	L	
77	Cleobury Mortimer Playing Field	DY14 8PE	Football	Cleobury Mortimer Town Council	One poor youth 9v9 pitch. Spare capacity discounted due to quality. Good quality changing provision.	Improve quality as required to meet demand.	Town Council FF, SFA	Main site	M	M	L	Protect Enhance
			Cricket		One good quality square with eight wickets. No peak time capacity.	Sustain quality and maximise use to accommodate future junior demand (off peak). Explore options to secure long term community use for clubs.	Town Council ECB, SCB		L	L	L	
150	Lacon Childe School	DY14 8PE	Rugby union	Education / Sports club	Two poor quality senior pitches with spare capacity discounted due to quality. Cleobury Mortimer RFC lease from The Shropshire Gateway Educational Trust until 2028. Standard quality changing.	Ensure long term security of tenure and improve quality. Improve quality of the pitches through an enhanced maintenance regime.	School Sports club RFU	Local	M	S	M	Protect Enhance
			Football (3G)	Council	One small floodlit 3G pitch (54 x 36) used by Cleobury Mortimer RFC for training.	Retain and ensure appropriate quality is sustain.						
184	Moffats School	DY12 3AY	Cricket	Education	One good quality square with six wickets. Unavailable for community use.	Although there are some shortfalls in the area, there is no local demand for community use to be established at the site. Therefore, the site should be protected for education use and improved as required.	Education	Local	L	L	L	Protect Enhance
			Tennis Netball		One poor quality macadam court overmarked with netball. Unavailable for community use.							
344	Cleobury Mortimer Bowling Club	DY14 8AU	Bowls	Sports club	One good quality bowling green. Aspirations to improve clubhouse quality. Club has c100 members.	Sustain quality and maximise membership in order to create sustainability. Assist the Club in improving ancillary provision.	Sports club BCGBA	Local	M	M	M	Protect Enhance

<sup>56</sup> (S) -Short (1-2 years); (M) - Medium (3-5 years); (L) - Long (6+ years)

<sup>57</sup> (L) -Low - less than £50k; (M) -Medium - £50k-£250k; (H) -High £250k and above

**PLACE PLAN – LUDLOW**

Site ID	Site	Post code	Sport	Management	Current status	Recommended actions	Partners	Site hierarchy tier	Priority	Timescales <sup>58</sup>	Cost <sup>59</sup>	Aim
14	Ashford Carbonell Playing Fields	SY8 4DD	Bowls (flat)	Ashford Carbonell Parish Council	One poor quality artificial bowling green (flat). The key issue for the green is its artificial surface which makes it more difficult to maintain than a natural grass green. As such it suffers from areas of wear and tear and evidence of moss and lichen.	Seek advice from BE to reach a greater standard of maintenance which improves quality.	Parish Council BE	Local	H	S	M	Protect Enhance
			Tennis		One standard quality macadam court overmarked with netball.	Retain to meet local demand.	Parish Council		L	L	L	
76	Clee Hill Rugby Club (Tenbury Road)	SY8 3NJ	Rugby union	Sports club	Two senior pitches both poor quality and one is floodlit. Overplayed by 1.25 match sessions. Ancillary provision is poor quality. The Club reports current provision is not suitable for the number of people using them. The quality of the showers is also unsuitable. The Club has recently received Sport England Community Asset Funding for pitch levelling and drainage.	In addition to pitch improvements through maintenance enhancements the Club should be assisted in accessing addition pitch provision. Explore options for funding to improve the ancillary provision. Assist the Club in pitch levelling and drainage improvements.	Sports club RFU	Local	H	S	M	Protect Enhance Provide
163	Ludlow Castle Tennis and Bowls Club	SY8 1EE	Bowls	Sports club	One standard quality bowling green. Club has c140 members. Aspirations to improve clubhouse quality.	Explore opportunities to make improvements in order to sustain membership levels. Assist the Club in improving ancillary provision.	Sports club BCGBA	Local	M	M	M	Protect Enhance
			Tennis		Two floodlit clay courts and three artificial courts, two of which, are floodlit. All good quality. Club has over 400 members.	Sustain quality and membership. Explore funding options to improve the clubhouse.	Sports club LTA		M	M	M	
164	Ludlow Church of England School	SY8 1GJ	Rugby	Education	Two poor quality senior pitches. Unavailable for community use.	Explore any potential to establish community use to meet demand form Clee Hill Rugby Club. Quality improvements are likely to be needed.	School RFU	Local	H	S	M	Protect Enhance Provide
			Football		Two poor quality adult pitches. Unavailable for community use.	There is no local demand for community use to be established on these facilities. Therefore, retain and improve quality as required for the school.	School		L	L	L	
			Cricket		One standalone NTP.							
			Tennis Netball		Four standard quality macadam tennis courts, overmarked with netball.							
166	Ludlow Cricket Ground	SY8 1DT	Cricket	Private	Two good quality squares (with seven and 15 wickets respectively) each with an NTP. No peak time capacity. Rented from the Earl of Plymouth Estates, unsecure use. Serviced by fixed bay practice nets, however, these are of such poor quality they are not used by the Club.	As a priority, seek to establish long term security of tenure for the Club. Explore opportunities to use Moor Park School to accommodate additional demand, however, tenure would need to be secured.	Sports club ECB, SCB	Main site	H	S	L	Protect Enhance

<sup>58</sup> (S) -Short (1-2 years); (M) - Medium (3-5 years); (L) - Long (6+ years)

<sup>59</sup> (L) -Low - less than £50k; (M) -Medium - £50k-£250k; (H) -High £250k and above

Site ID	Site	Post code	Sport	Management	Current status	Recommended actions	Partners	Site hierarchy tier	Priority	Timescales <sup>58</sup>	Cost <sup>59</sup>	Aim
			Bowls		Two good quality bowling greens.	Sustain quality and maximise membership in order to create sustainability.	Sports club BCGBA		L	L	L	
			Tennis		Two poor quality macadam courts. Circa 2009, had a total of two grass, two macadam and one shale tennis court, however, the two grass and one shale court have not been maintained for approximately a decade.	Retain two courts and explore opportunities to maximise use. Consider alternative sporting uses for the other courts.			L	L	L	
168	Ludlow Rugby Football Club	SY8 1EE	Rugby union	Sports club	Two senior pitches, one standard, one poor quality. This is due to its proximity to the River Teme resulting it frequently being waterlogged. is in the process of floodlighting its standard quality pitch. In addition, the Club has aspiration to start using the area of land located in front of its clubhouse known as Linney Park.	Install floodlighting to accommodate all training demand and transfer mini demand to Linney Park to address overplay and create spare capacity.	Sport club RFU	Local	H	S	M	Protect Enhance Provide
186	Moor Park School	SY8 4DZ	Football	Education	Three mini 7v7 pitches all good quality. Spare capacity discounted due to unsecure tenure. Over marked with rugby union provision.	Explore opportunities to establish and secure community use.	School FF, SFA	Local	L	L	L	Protect Enhance
			Cricket		One junior pitch with six wickets and one standard pitch with eight wickets. Both good quality.	Explore opportunities for Ludlow CC to accommodate additional future demand at the site, however, tenure would need to be secured.	School ECB, SCB		H	S	L	
			Rugby union		Three standard mini pitches. Spare capacity discounted due to unsecure tenure. Over marked with football provision.	Retain for school use. Explore the feasibility of increasing community use through a community use agreement to provide temporary provision for Ludlow RFC when the Clubs site is flooded.	School		L	L	L	
			Hockey (AGP)		One small sand AGP (55 x 46), floodlit. Ludlow HC accommodates its training demand on this site.	Ensure quality is sustained to the appropriate standard to continue accommodating hockey training.	School EH		M	L	M	
			Tennis Netball		Two standard quality macadam tennis courts overmarked with netball.	Retain for school use.	School		L	L	L	
289	The Ludlow Stadium	SY8 2BN	Football	STinC	Two adult and one youth 11v11 pitch, all good quality and serviced by good quality ancillary facilities. Home to Ludlow FC. Shawbury United FC also travels to use this pitch due to a lack of provision locally.	Retain spare capacity in order to help protect quality.	STinC FF, SFA	Main site	M	L	L	Protect Enhance
			Football (3G)		One full size 3G pitch. FA registered which expires 31/05/2021. Good quality and installed 2008. The only reason the pitch has not become poor quality is due to the regular amounts of maintenance.	Will need refurbishing within the lifespan of the PPOSS.	STinC FF, SFA		H	M	H	

Site ID	Site	Post code	Sport	Management	Current status	Recommended actions	Partners	Site hierarchy tier	Priority	Timescales <sup>58</sup>	Cost <sup>59</sup>	Aim
368	The Recreation Field	SY8 3LZ	Football	Community organisation	One poor quality mini pitch with no changing provision.	Improve quality as required and explore opportunity to increase provision at the site if demand exists in the future.	FF, SFA	Local	L	M	L	Enhance

## SOUTH EAST ANALYSIS AREA

Sport	Analysis area	Current demand (2020)		Future demand (2038)
		Pitch type	Current capacity total in MES <sup>[1]</sup>	Future capacity total in MES
Football (grass pitches)	South East	Adult	Shortfall of 3.5	Shortfall of 3.5
		Youth 11v11	Spare capacity of 1	At capacity
		Youth 9v9	Shortfall of 1	Shortfall of 1.5
		Mini 7v7	Shortfall of 0.5	Shortfall of 0.5
		Mini 5v5	Shortfall of 3	Shortfall of 5.5
	Shropshire	Adult	Spare capacity of 5	Spare capacity of 0.5
		Youth 11v11	Shortfall of 0.5	Shortfall of 5
		Youth 9v9	Spare capacity of 1.5	Shortfall of 4.5
		Mini 7v7	Spare capacity of 0.5	Spare capacity of 0.5
		Mini 5v5	Spare capacity of 1.5	Shortfall of 6
Football (3G pitches)	South East	Full size, floodlit	Shortfall of 3 full sized 3G pitch for team training	Shortfall of 3.5 full sized 3G pitch for team training
Cricket	South East	Saturday	Spare capacity of 9	Shortfall of 24
		Sunday	Spare capacity of 31	Shortfall of 9
		Midweek	Spare capacity of 40	Spare capacity of 12
	Shropshire	Saturday	Shortfall of 29	Shortfall of 139
		Sunday	Spare capacity of 92	Shortfall of 18
		Midweek	Spare capacity of 147	Spare capacity of 47
Rugby union	South East	Senior	Shortfall of 2	Shortfall of 3
	Shropshire	Senior	Shortfall of 13.5	Shortfall of 21.75
Hockey (sand AGPs)	Shropshire	Full size, floodlit	There is a need to improve pitch quality and create a pitch to return exported demand.	There is a need to improve pitch quality and create a pitch to return exported demand.
Tennis	Shropshire	Courts	Adequate provision	Adequate provision
Bowls	Shropshire	Greens	Adequate provision	Adequate provision
Netball	Shropshire	Courts	Adequate provision	Adequate provision
Other sports	Shropshire	Pitches	Adequate provision	Adequate provision

### Key recommendations for Albrighton

- Assist Albrighton FC in alleviating overplay at Loak Road
- Assist clubs in securing tenure where required for example Albrighton FC and Albrighton Primary School.
- Assist in Albrighton FC / Albrighton BC ambitions to improve ancillary provision.
- Explore the feasibility of creating dedicated community access for community clubs at RAF Cosford School of Physical Training.

<sup>[1]</sup> MES – match equivalent sessions per week (per season for cricket)

## ***Key recommendations for Bridgnorth***

- ◀ To meet the future shortfalls, improve poor quality football pitches through enhanced levels of maintenance in addition to securing access to education sites.
- ◀ Refurbish the hockey suitable AGP at Bridgnorth Endowed School and retain as a hockey suitable surface.
- ◀ In addition, explore the feasibility of developing a full size floodlit 3G FA approved pitch to accommodate both competitive and training demand.
- ◀ Ensure future demand for cricket can be met whether this is through creation of an NTP, additional wickets on site, access to secondary site with capacity or creation of new provision (Particularly for Bridgnorth CC).
- ◀ Ensure sites which are located in Flood Zones have access to flood relief funds when required in addition to preparing on site provision for the possibility of flooding.
- ◀ Assist in alleviating overplay at Severn Park where possible.
- ◀ Assist clubs in securing tenure where required.
- ◀ Assist in club's ambitions to improve ancillary provision where deemed necessary.

## ***Key recommendations for Broseley***

- ◀ To meet the future shortfalls, improve poor quality football pitches through enhanced levels of maintenance in addition to securing access to education sites and pitch reconfiguration.
- ◀ Assist clubs in securing tenure where required.
- ◀ Assist in club's ambitions to improve ancillary provision where deemed necessary.

## ***Key recommendations for Highley***

- ◀ To meet the future shortfalls, improve poor quality football pitches through enhanced levels of maintenance in addition to securing access to education sites.
- ◀ Assist clubs in securing tenure where required.
- ◀ Assist in club's ambitions to improve ancillary provision where deemed necessary.
- ◀ Improve poor and standard quality provision where feasible to do so.

## ***Key recommendations for Much Wenlock***

- ◀ To meet the future shortfalls, improve poor quality football pitches through enhanced levels of maintenance in addition to securing access to education sites.
- ◀ Assist clubs in securing tenure where required.
- ◀ Assist in club's ambitions to improve ancillary provision where deemed necessary.
- ◀ Reinstate provision at Ironbridge Power Station
- ◀ Resurface the pitch at Much Wenlock Leisure Centre as a hockey suitable surface when required.

## ***Key recommendations for Shifnal***

- ◀ Explore the feasibility of establishing a full size 3G pitch to benefit both football and education demand within Shifnal.
- ◀ Assist clubs in securing tenure where required.
- ◀ Assist in club's ambitions to improve ancillary provision where deemed necessary.
- ◀ To meet the future shortfalls, improve poor quality football pitches through enhanced levels of maintenance in addition to securing access to education sites.
- ◀ Ensure future demand for cricket can be met whether this is through creation of an NTP, additional wickets on site, access to secondary site with capacity or creation of new provision (Particularly for Shifnal CC).

**PLACE PLAN – ALBRIGHTON**

Site ID	Site	Post code	Sport	Management	Current status	Recommended actions	Partners	Site hierarchy tier	Priority	Timescales <sup>60</sup>	Cost <sup>61</sup>	Aim
7	Albrighton Cricket Club	WV7 3BQ	Cricket	Sports club	One good quality square with 12 grass wickets. Square has additional capacity to accommodate demand on Sundays and Midweek. Site is owned by Albrighton CC. The Club has recently applied for funding to upgrade its changing rooms. It also has ambitions for an NTP.	Sustain quality and maximise use to accommodate future demand, particularly for juniors and women & girls. Explore the feasibility of upgrading the club's ancillary provision and creating an NTP.	Sport clubs ECB SCB LTA	Local	M	M	L	Protect Enhance
			Tennis		Two artificial courts which are floodlit and one artificial courts that is not floodlit. All courts are good quality. Provision is owned by Albrighton TC which has c147 members.	Sustain court quality and membership. If demand increases, consider the need to floodlight the artificial court.						
8	Albrighton Primary School	WV7 3QS	Football	Education	One youth 9v9 and one mini 5v5 pitch both of which are poor quality. The youth 9v9 pitch is played to capacity whereas the mini 5v5 pitch is overplayed by three match equivalent sessions. Pitches are used by Albrighton FC.	Explore securing tenure for Albrighton FC through a CUA or long term agreement. Improve pitch quality through enhanced levels of maintenance.	Education Sports club SFA FF	Local	M	S	L	Enhance
23	Beckbury Playing Fields	TF11 9DQ	Football	Beckbury Parish Council	One poor quality youth 9v9 pitch that is played to capacity.	Improve pitch quality through enhanced levels of regular maintenance.	PC SFA FF ECB SCB	Local	L	S	L	Enhance
			Cricket (disused)		A disused NTP.	No action required.						
157	Loak Road (Albrighton Football Club)	WV7 3HR	Football	Sports club	One good quality adult pitch that is overplayed by one match equivalent session. Site is owned by Albrighton FC which is in the process of applying for funding to improve the quality of ancillary provision at Loak Road. The Club has already started the process of buying the site outright and plans to improve the surrounding provision which is in need of modernisation	Sustain pitch quality through appropriate levels of maintenance. Assist the Club in finding suitable alternative provision in order to alleviate demand off its main pitch. Assist the Club in obtaining relevant funding to make improvement to onsite ancillary provision.	Sports club SFA FF	Local	M	M	L-M	Protect Enhance
229	RAF Cosford School of Physical Training	WV7 3EX	Football	MOD	Three adult pitches that are available for community use and one youth 9v9 pitch which is not available for community use. All pitches are standard quality. Adult pitches have spare capacity discounted due to unsecure tenure.	Sustain and improve quality as required based on levels of demand. Explore the feasibility of creating dedicated community access for community clubs especially regarding football and hockey suitable provision.	MOD SFA FF ECB SCB RFU EH LTA	Main site	M	L	L	Protect Enhance Provide
			Cricket (disused)		One disused NTP.							
			Rugby union		Two poor quality senior pitches (M0/D1) that are not available for community use							

<sup>60</sup> (S) -Short (1-2 years); (M) - Medium (3-5 years); (L) - Long (6+ years)

<sup>61</sup> (L) -Low - less than £50k; (M) -Medium - £50k-£250k; (H) -High £250k and above

Site ID	Site	Post code	Sport	Management	Current status	Recommended actions	Partners	Site hierarchy tier	Priority	Timescales <sup>60</sup>	Cost <sup>61</sup>	Aim
			Hockey (AGP)		Two full size hockey suitable AGPs and one small size AGP all of which are floodlit however only one full size pitch is available for community use.							
			Tennis		Four macadam courts that are not floodlit nor available for community use.							
342	Albrighton Bowling Club	WV7 3HR	Bowls	Sports club	One good quality bowling green owned by Albrighton BC. The Club has c48 members and aspires to improve ancillary facilities.	Sustain quality and maximise membership in order to create sustainability. Assist the Club in improving ancillary provision.	Sports club BCGBA	Local	M	M	L	Protect Enhance
362	Birchfield School	WV7 3AF	Cricket	Education	Three good quality cricket squares that are not available for community use.	Sustain and improve quality as required to meet curricular and extracurricular demand.	Education ECB SCB EH LTA	Local	L	L	L	Protect
			Hockey (AGP)		One small size hockey suitable AGP which is floodlight but not available for community use.							
			Tennis		Three artificial courts that are not available for community use.							
382	Worthington Drive (Albrighton)	WV7 3EW	Football (lapsed)	Private	There is one lapsed adult pitch located on Worthington Drive (Albrighton). It is unknown when the pitch was last actively used, however, satellite imaginary indicates it was last formally marked circa 2000. The land appears to be owned by Severn Trent Water.	Find and contact the owner of the site with the aspirations to provide Albrighton FC long term tenure. Then assist the club in reinstating football provision on the site in order to alleviate overplay off its main site.	Private Sports club SFA FF	Local	H	M	L-M	Provide

**PLACE PLAN – BRIDGNORTH**

Site ID	Site	Post code	Sport	Management	Current status	Recommended actions	Partners	Site hierarchy tier	Priority	Timescales <sup>62</sup>	Cost <sup>63</sup>	Aim
6	AFC Bridgnorth	WV16 4HS	Football	Sports club	One poor quality adult pitch that is played to capacity. Site is suitable for Step pyramid football. Ancillary facilities need modernising.	Improve pitch quality through enhanced levels of regular maintenance. Ensure facilities are suitable for relevant Step football requirements. Explore the feasibility of improving ancillary facilities.	Sports club SFA FF	Local	M	M	L-M	Enhance
10	Alveley Recreation Ground	WV15 6JW	Football	Community organisation	One adult and youth 9v9 pitch that have spare capacity discounted due to poor quality.	Improve pitch quality through enhanced levels of regular maintenance.	Community organisation Sports club SFA FF ECB SCB LTA	Main site	M	S-M	L	Protect Provide
			Cricket		One standard quality square with eight grass wickets. Provision is currently unused due to the relocation of Alveley CC.	Utilise actual spare capacity to accommodate future demand from Alveley CC / Bridgnorth CC and alleviate overplay from Alveley Cricket Club – Four Oaks Ground and Bridgnorth Bowls, Cricket & Hockey Club.						

<sup>62</sup> (S) -Short (1-2 years); (M) - Medium (3-5 years); (L) - Long (6+ years)

<sup>63</sup> (L) -Low - less than £50k; (M) -Medium - £50k-£250k; (H) -High £250k and above

Site ID	Site	Post code	Sport	Management	Current status	Recommended actions	Partners	Site hierarchy tier	Priority	Timescales <sup>62</sup>	Cost <sup>63</sup>	Aim
			Tennis		Three good quality macadam courts that are floodlit. Courts are used by Alveley TC which has c44 members.	Sustain court quality and maximise membership to help sustain the future of the Club.						
40	Bridgnorth Bowls, Cricket & Hockey Club	WV16 4LB	Cricket	Private	One good quality square with ten grass wickets. Square is overplayed by 17 match equivalent sessions. Bridgnorth CC lease from the Apley Estates ends in 2021 and needs to be renewed.	Sustain square quality through appropriate levels of maintenance. Explore options to alleviate overplay including the creation of new provision. Ensure the Club renews its lease in due course.	Private Sports clubs ECB SCB BCGBA	Local	H	S	L	Protect Provide
			Bowls		One good quality bowling green leased to Bridgnorth BC until 2021. The Club has c116 members.	Sustain quality and maximise membership in order to create sustainability. Ensure the Club renews its lease in due course.						
41	Bridgnorth Endowed School/Leisure Centre	WV16 4ER	Hockey (AGP)	Education	A full size poor quality hockey suitable AGP that is used by Bridgnorth HC. Pitch was built in 2008.	As priority ensure the pitch is refurbished as a hockey suitable surface. Examine all options to finance the resurfacing of the pitch. Ensure hockey demand is prioritised and secured on the site from Bridgnorth HC due to limitations in other suitable provision. Ensure a sinking fund is in place after pitch refurbishment.	Education Sports club EH LTA EN	Local	H	S-M	H	Enhance
			Tennis		Nine poor quality macadam courts that are not floodlit however are available for community use.	Improve court quality as required to meet curricular and extracurricular demand.						
			Netball		Eight poor quality macadam courts that are not floodlit however are available for community use.	Improve court quality as required to meet curricular and extracurricular demand.						
42	Bridgnorth Lawn Tennis Club	WV16 4LB	Tennis	Sports club	Four artificial courts two of which are good quality and two of which are standard quality. Courts are floodlit and used by Bridgnorth TC which has c443 members.	Sustain and improve court quality when required in order to retain levels of demand.	Sports club LTA	Local	L	L	L	Protect
50	Brown Clee Football Club	WV16 6RP	Football	Private	One adult pitch that has spare capacity discounted due to poor quality. Site is not accompanied by ancillary facilities. Tenure is unsecure.	Improve pitch quality through enhanced levels of regular maintenance. Look to provide community users security of tenure.	Private Sports club SFA FF	Local	L	S	L	Enhance
53	Burwarton Cricket Club	WV16 6QG	Cricket	Unknown	One good quality square with eight grass wickets. Spare capacity discounted due to unsecure tenure. Site is accompanied by poor quality ancillary provision. Site is used by unaffiliated club Burwarton CC.	Sustain square quality through appropriate levels of maintenance. Examine securing tenure on the site in order to create actual spare capacity. If tenure can be secured look to use spare capacity to alleviate overplayed sites.	Sports club ECB SCB	Local	L	S	L	Protect

Site ID	Site	Post code	Sport	Management	Current status	Recommended actions	Partners	Site hierarchy tier	Priority	Timescales <sup>62</sup>	Cost <sup>63</sup>	Aim
55	Bylet Bowling Club	WV15 6BA	Bowls	Sports club	Two standard quality bowling greens leased to Bylet BC. The Club has c80 members. The site is located on a Flood zone.	Explore opportunities to make improvements in order to sustain membership levels. Ensure the sports club has access to relevant flood relief funds when required. Ensure sports club is prepared for the potential effects of flooding.	Sports club BCGBA	Local	L	L	L	Protect
72	Claverley CE Primary School	WV5 7DX	Football	Claverly PC / Education	One standard quality 11v11 pitch that has actual spare capacity of one match equivalent sessions.	Sustain pitch quality through appropriate levels of maintenance. Utilise actual spare capacity to alleviate identified shortfalls or to accommodate future demand.	Claverly PC / Education SFA FF	Local	L	L	L	Protect
73	Claverley Tennis Club	WV5 7DS	Tennis	Trust	Two good quality macadam courts that are floodlit. Site is used by Claverley TC that has c218 members.	Sustain court quality through appropriate levels of maintenance. Ensure the site has the capacity to accommodate future demand from the Club.	Trust Sports club LTA	Local	L	L	L	Protect
102	Crown Meadow	WV16 4HS	Football	Bridgnorth Town Council	One adult and one mini 7v7 pitch both of which are poor quality. Spare capacity on the adult pitch is discounted due to quality whereas the mini 7v7 pitch is overplayed by 0.5 match equivalent sessions.	Improve pitch quality through enhanced levels of regular maintenance.	TC SFA FF	Local	M	S	L	Enhance
104	Davenport Park	WV15 5JZ	Cricket	Sports club Private	One good quality square with 15 grass wickets and an NTP. Square has capacity to accommodate midweek demand. Site is leased to Worfield CC by the Davenport Estate.	Sustain square quality through appropriate levels of maintenance.	Sports clubs Private ECB SCB BCGBA LTA	Main site	M	M	L	Protect Enhance
			Bowls		One standard quality bowling green used by Worfield BC. The Club is negotiating a lease with the Davenport Estate. It has c60 members.	Explore opportunities to make improvements in order to sustain membership levels. Assist the Club in obtaining security of tenure.						
			Tennis		Two good quality courts with floodlights. Courts are used by Worfield TC that has c207 members. The Club reports the floodlights need refurbishing.	Sustain court quality through appropriate levels of maintenance. Ensure the site has the capacity to accommodate future demand from the Club. Explore the feasibility of refurbishing the floodlights.						
109	Edgar Davies Ground (Bridgnorth RFC)	WV15 5AD	Rugby union	Sports club	One good quality (M2/D1) senior pitch that is played to capacity at peak time. Pitch is not floodlit and is located on a Flood zone. The site is owned by Bridgnorth RFC that has ambitions to build a clubhouse on the site.	Sustain pitch quality through appropriate maintenance. Assist the Club in creating a clubhouse on site which takes into consideration the site being located on a flood zone. Ensure the sports club has access to relevant flood relief funds when required. Ensure sports club is prepared for the potential effects of flooding.	Sports club RFU Council	Local	H	M	M-H	Protect Provide

Site ID	Site	Post code	Sport	Management	Current status	Recommended actions	Partners	Site hierarchy tier	Priority	Timescales <sup>62</sup>	Cost <sup>63</sup>	Aim
116	Friars Playing Fields (Unattached Playing Fields)	WV16 4SQ	Football	Education	Six adult, one youth 11v11, one youth 9v9 and one mini 7v7 pitch all of which are poor quality. The youth 9v9 pitch is played to capacity whereas all remaining pitches have spare capacity discounted due to quality. Site is located on a flood zone and used by Bridgnorth Town Juniors FC. No onsite ancillary provision.	Improve pitch quality through enhanced levels of maintenance. Explore securing tenure for Bridgnorth Town Juniors FC through a CUA. Ensure the School has access to relevant flood relief funds when required. Ensure School is prepared for the potential effects of flooding.	Education Sports club SFA FF ECB SCB RFU	Local	M	S	L-M	Protect Enhance
			Cricket		One standalone NTP.	No action required.						
			Rugby union		One poor quality (M0/D0) senior pitch that is available for community use but is unused.	Improve pitch quality as required to meet curricular and extracurricular demand. Explore the feasibility of increasing community use through a community use agreement.						
206	Oldbury Wells School	WV16 5JD	Football / 3G	Education	Three youth 11v11, one youth 9v9, one mini 7v7 and two min 5v5 pitch all of which are poor quality. The mini 5v5 pitches are played to capacity at peak time whereas all remaining pitches are played to capacity. Pitches are used by AFC Bridgnorth Spartans FC. There are no ancillary facilities on site.	Improve pitch quality through enhanced levels of regular maintenance. Assist AFC Bridgnorth Spartans FC in obtaining security of tenure onsite and develop suitable ancillary facilities.	Education Sports club SFA FF ECB SCB RFU LTA EN	Main site	H	M-L	H	Protect Enhance Provide
			Cricket		One standard quality square with two grass wickets that is not available for community use.	Sustain quality and retain as current use.						
			Rugby union		One poor quality (M0/D0) senior pitch that is available for community use but is unused.	Improve pitch quality, as appropriate, to better accommodate curricular and extracurricular demand. Explore options for community use of the pitch.						
			Tennis		Four community available poor quality macadam courts that are not floodlit.	Improve court quality, as appropriate, to better accommodate curricular and extracurricular demand.						
			Netball		Two community available poor quality macadam courts that are not floodlit.	Improve court quality, as appropriate, to better accommodate curricular and extracurricular demand.						
237	Sandford Park (Claverly Cricket Club)	WV5 7AF	Cricket	Private	One good quality square that has 12 grass wickets. The square has no capacity to accommodate future demand. Site is used by Claverly CC which only rents the site. Site is also accompanied by poor quality ancillary facilities.	Sustain square quality through appropriate levels of maintenance. Assist the Club in securing tenure on the site. In priority order, assist the Club in actualising future demand whether this is through creation of an NTP, additional wickets on site, access to secondary site with capacity or creation of new provision. After tenure has been secured explore the feasibility of improving ancillary facilities quality.	Private Sports club ECB SCB	Local	M	S	L	Protect Enhance

Site ID	Site	Post code	Sport	Management	Current status	Recommended actions	Partners	Site hierarchy tier	Priority	Timescales <sup>62</sup>	Cost <sup>63</sup>	Aim
239	Severn Park	WV15 5AG	Rugby union	Sports club	Two good quality senior pitches (M2/D1) which are overplayed by two match equivalent sessions. Site is located on a Flood zone. Pitches are floodlit and leased to Bridgnorth RFC for competitive and training demand,	Sustain pitch quality through appropriate levels of maintenance. As pitch drainage cannot be improved due to being located on a flood zone explore options to alleviate overplay such as transferal demand off the site. Ensure the sports club has access to relevant flood relief funds when required. Ensure sports club is prepared for the potential effects of flooding.	Sports club RFU	Local	M	S-M	L	Protect
296	The Quatt Oval	WV15 6QW	Cricket	Sports club	Two good quality squares with seven and ten grass wickets, respectively. The small square is accompanied by an NTP. ON square is marginally overplayed. Site is leased to Quatt CC that has aspirations to refurbish on site practice nets.	Sustain square quality with appropriate levels of maintenance. Explore the feasibility of refurbishing on site practice facilities. In priority order, assist the Club in actualising future demand whether this is through creation additional wickets on site, access to secondary site with capacity or creation of new provision.	Sports club ECB SCB	Local	L	L	L	Protect
351	Squirrel Bowling Green	WV15 6LW	Bowls	Private	One good quality bowling green rented by Squirrel BC. Ancillary facilities are poor quality. The site is a nominated Asset of Community Value expiring in 18/10/21. The Club has c66 members.	Sustain quality and maximise membership in order to create sustainability. Assist the Club in improving ancillary provision.	Private Sports club BCGBA	Local	L	M	L	Protect Enhance
352	Stockton Bowling Green	TF11 9EE	Bowls	Unknown	One standard quality bowling green used by Stockton BC. Membership unknown.	Explore opportunities to make improvements in order to sustain membership levels.	Sports club BCGBA	Local	M	M	L	Protect Enhance
358	Swancote Energy Park	WV15 5HB	Rugby union	Private	Two senior, one junior and six mini pitches all of which are good quality (M2/D1) and have spare capacity discounted due to unsecure tenure. Pitches are rented by Bridgnorth RFC.	Sustain pitch quality through appropriate levels of maintenance. Assist the Club in securing long term tenure on the site in order to alleviate overplayed from Severn Park and accommodate future demand.	Private Sport club RFU	Local	H	S	L	Protect
360	Alveley Cricket Club - Four Oaks Ground	WV15 6LR	Cricket	Sports club	One standard quality square with eight grass wickets. Square is overplayed by eight match equivalent sessions. There is no capacity onsite to accommodate future demand.	Improve square quality through an enhanced maintenance regime. Utilise spare capacity at Alverely Recreation Ground in order to actualised future demand.	Sports club ECB SCB	Local	L	S	L	Enhance

**PLACE PLAN – BROSELEY**

Site ID	Site	Post code	Sport	Management	Current status	Recommended actions	Partners	Site hierarchy tier	Priority	Timescales <sup>64</sup>	Cost <sup>65</sup>	Aim
16	Barrow 1618 CE Free School	TF12 5BW	Football	Education	One poor quality youth 9v9 pitch that is available for community use. Spare capacity discounted due to unsecure tenure. No onsite ancillary provision	Improve pitch quality through enhanced levels of regular maintenance. Examining securing tenure for community users through a CUA.	Education SFA FF	Local	L	S	L	Protect Enhance
17	Barrow Park	TF12 5BW	Cricket	Private	One good quality square with eight grass wickets. Square has no capacity to accommodate future demand. Provision is rented by Willey CC which is in the process of improving ancillary provision.	Sustain square quality through appropriate levels of maintenance. Explore the feasibility of assisting Willey CC in securing long term tenure on the site and improving ancillary facility quality.	Private Sports club ECB SCB	Local	M	M	L	Protect Enhance
30	Birchmeadow Playing Fields	TF12 5NS	Football	Council	One adult and one youth 11v11 pitch booth of which are standard quality. The adult pitch has actual spare capacity of one match equivalent sessions whereas the youth 11v11 pitch is overplayed by 0.5 match equivalent sessions.	Sustain pitch quality through appropriate levels of maintenance. Examine pitch reconfiguration in order to utilise spare capacity and alleviate overplay.	Council SFA FF	Local	L	S	L	Protect
46	Broseley C of E Primary School	TF12 5LW	Football /3G	Education	One poor quality mini 7v7 pitch that is overplayed by 0.5 match equivalent sessions. In addition, there is a small size 3G pitch on site. Pitches are used by Broseley Youth Sports FC.	Improve grass pitch quality through an enhanced maintenance regime Examining securing tenure for community users through a CUA. Sustain 3G pitch quality and retain as current use. Ensure there is a sinking fund in place for 3G provision.	Education Sports club SFA FF	Local	L	S	L	Protect Enhance
47	Broseley CC	TF12 5PX	Cricket	Sports club	One standard quality square with seven grass wickets and an NTP. Provision is owned by Broseley CC. The Club has ambitions to create fixed bay practice nets.	Improve square quality through enhanced levels of dedicated maintenance. Explore the feasibility of creating fixed bay practice nets.	Sports club ECB SCB	Local	L	S-M	L	Protect Provide
48	Broseley Tennis Club	TF12 5LX	Tennis	Sports club	Three good quality macadam floodlit tennis courts which are owned by Broseley TC. The Club has c275 members.	Sustain court quality in order to maintain membership levels. Ensure the Club has suitable provision to accommodate future demand.	Sports club LTA	Local	L	L	L	Protect
142	John Wilkinson Primary School	TF12 5AN	Football	Education	One poor quality mini 5v5 pitch that has spare capacity discounted due to unsecure tenure. Pitch is used by Broseley Youth Sports FC.	Improve grass pitch quality through an enhanced maintenance regime Examining securing tenure for community users through a CUA.	Education Sports club SFA FF	Local	L	S	L	Protect Enhance
330	Broseley Social Club	TF12 5HL	Bowls	Sports club	One good quality bowling green owned by Broseley BC. Membership is c48.	Sustain quality and maximise membership in order to create sustainability.	Sports club BCGBA	Local	L	L	L	Protect

<sup>64</sup> (S) -Short (1-2 years); (M) - Medium (3-5 years); (L) - Long (6+ years)

<sup>65</sup> (L) -Low - less than £50k; (M) -Medium - £50k-£250k; (H) -High £250k and above

**PLACE PLAN – HIGHLEY**

Site ID	Site	Post code	Sport	Management	Current status	Recommended actions	Partners	Site hierarchy tier	Priority	Timescales <sup>66</sup>	Cost <sup>67</sup>	Aim
61	Chelmarsh Sports & Social Club	WV16 6BA	Cricket	Sports club	One good quality square with six grass wickets. Square has spare capacity. Provision is leased to Chelmarsh CC which reports onsite ancillary facilities to be poor quality. The Club also has ambitions for practice nets.	Sustain provision quality through appropriate levels of maintenance in order to retain current participation levels. Assist the clubs in collectively improving onsite ancillary facilities. Explore the feasibility of creating practice nets.	Sports club ECB SCB BCGBA	Local	M	S-M	L-M	Protect Enhance Provide
			Bowls		One good quality bowling green owned by Chelmarsh BC. The Club has aspirations to improve ancillary facilities and has c41 members.							
131	Highley Primary School	WV16 6EH	Football	Education	One poor quality mini 7v7 pitch that has spare capacity discounted due to unsecure tenure. Pitch is used by Highley Miner Welfare Juniors FC.	Improve grass pitch quality through an enhanced maintenance regime Examining securing tenure for community users through a CUA.	Education Sports club SFA FF	Local	L	S	L	Protect Enhance
132	Highley Rugby Club	WV16 6EU	Football	Council	One youth 11v11 and one mini 5v5 pitch both of which are poor quality.	Improve pitch quality through enhanced levels of regular maintenance.	Council SFA FF	Local	L	S	L	Enhance
238	Severn Centre (Highley Cricket Club)	WV16 6JG	Football	Trust	One adult and one youth 9v9 pitch both of which are poor quality.	Improve pitch quality through enhanced levels of regular maintenance.	Trust SFA FF	Main site	M	S-M	L-M	Protect Enhance Provide
			Cricket		One standard quality square with eight grass wickets. Square has no capacity to accommodate future demand due to unsecure tenure. Provision is used by Highley CC.	Improve square quality through enhanced levels of regular maintenance. Explore the option of securing long term tenure for Highley CC.	ECB SCB BCGBA LTA					
			Bowls		One standard quality bowling green rented by Highley Miners Welfare BC. Membership is unknown.	Explore opportunities to make improvements in order to sustain membership levels.						
			Tennis		Three standard quality macadam courts which are floodlit and available for community use.	Improve court quality when required and maintain as current use.						

<sup>66</sup> (S) -Short (1-2 years); (M) - Medium (3-5 years); (L) - Long (6+ years)

<sup>67</sup> (L) -Low - less than £50k; (M) -Medium - £50k-£250k; (H) -High £250k and above

**PLACE PLAN – MUCH WENLOCK**

Site ID	Site	Post code	Sport	Management	Current status	Recommended actions	Partners	Site hierarchy tier	Priority	Timescales <sup>68</sup>	Cost <sup>69</sup>	Aim
97	Cressage Playing Field (Sheinton Rd)	SY5 6DH	Football	Cressage, Harley & Sheinton Parish Council	One poor quality adult pitch that is currently unused. Site is also accompanied by poor quality ancillary facilities.	Improve pitch quality through enhanced levels of regular maintenance and look to reconfigure pitch type to alleviate identified shortfalls.  Explore the feasibility of assisting the Parish council in improving onsite ancillary provision.	PS SFA FF	Local	L	S-M	L	Enhance
117	Gaskell Recreation Ground (Much Wenlock Cricket & Bowls Club)	TF13 6NB	Cricket	Much Wenlock Town Council	One good quality square with seven grass wickets and an NTP. Square has no capacity to accommodate further demand. Onsite ancillary provision is poor quality.	Sustain square quality through appropriate levels of maintenance. Explore the feasibility in improving onsite ancillary facilities.	TC Sports clubs ECB SCB BCGBA	Local	M	S	L	Protect Enhance
			Bowls		One standard quality bowling green rented by Much Wenlock BC. The Club has aspirations to create a shelter for spectators and has c36 members.	Explore opportunities to make improvements in order to sustain membership levels. Assist the Club in improving ancillary provision.						
193	Much Wenlock Leisure Centre (William Brookes School)	TF13 6NB	Football	Education	One youth 9v9 pitch that has spare capacity discounted due to poor quality.	Improve pitch quality through an enhanced maintenance regime.	Education Council SFA FF EH LTA EN	Main site	H	S-M	L-H	Protect Enhance
			Hockey (AGP)		One standard quality full size hockey suitable AGP which is not floodlit. Pitch was created in 2010. Pitch is used by Ludlow HC.	Monitor pitch quality based on surface age and resurface as a hockey suitable surface when deemed necessary. Protect Ludlow HC usage. Explore the feasibility of installing floodlights.						
			Tennis		Four good quality macadam courts which are available for community use and are floodlit.	Sustain court quality through appropriate levels of maintenance and seek to increase community use.						
			Netball		Four good quality macadam courts which are available for community use and are floodlit.							
194	Much Wenlock Primary School	TF13 6JG	Football	Education	One poor quality mini 7v7 pitch that has spare capacity discounted due to unsecure tenure. Pitch is used by Wenlock Warriors FC.	Improve grass pitch quality through an enhanced maintenance regime Examining securing tenure for community users through a CUA.	Education Sports club SFA FF	Local	L	S	L	Protect Enhance

<sup>68</sup> (S) -Short (1-2 years); (M) - Medium (3-5 years); (L) - Long (6+ years)

<sup>69</sup> (L) -Low - less than £50k; (M) -Medium - £50k-£250k; (H) -High £250k and above

Site ID	Site	Post code	Sport	Management	Current status	Recommended actions	Partners	Site hierarchy tier	Priority	Timescales <sup>68</sup>	Cost <sup>69</sup>	Aim
356	Ironbridge Power Station	TF8 7BL	Football (disused) Cricket (disused)	Private	The site currently has a disused sports field that previously hosted two adult football pitches and a five wicket grass cricket square in addition to a poor quality clubhouse. The Haworth Group reports this area is proposed to be retained as part of the above mentioned masterplan. The site is also located on a flood zone.	Population growth from housing developments at the Ironbridge Power Station indicates there is a need for a youth football pitch. In order to meet this demand, it is recommended that the disused sports field is brought back into use. Not only should the previous football pitches be reinstated, but also the cricket provision and ancillary provision on the site. This is due to there being substantial levels of demand from both Shropshire and Telford & Wrekin for such provision in addition to a lack of capacity in Much Wenlock. Consideration should be taken regarding the site's location on a flood zone.	Private Council SFA FF ECB SCB	Main site	M-H	S-L	M-H	Provide

**PLACE PLAN – SHIFNAL**

Site ID	Site	Post code	Sport	Management	Current status	Recommended actions	Partners	Site hierarchy tier	Priority	Timescales <sup>70</sup>	Cost <sup>71</sup>	Aim
129	Haughton Hall Health Club	TF11 8HG	Tennis	Private	One macadam court that is not floodlit nor available for community use.	Retain as current use.	Private LTA	Local	L	L	L	Protect
140	Idsall Sports Centre	TF11 8PD	Football / 3G  Cricket  Rugby union	Council	Three adult, two youth 9v9 and one mini 7v7 pitch all of which are standard quality. Adult pitches are overplayed by 1.5 match equivalent sessions, youth 9v9 pitches are played to capacity and the mini 7v7 pitches are played to capacity at peak time. Site has been identified for a potential full size 3G pitch with Shifnal Town FC as an anchor club. This would come as a second stage of development after the club's ancillary facilities are improved, in addition, an exact location for such provision has not been decided.  One standalone NTP.  One senior pitch which has spare capacity discounted due to being poor quality (M0/D1). Pitch used by Shifnal Saxons RFC.	Improve pitch quality through enhanced levels of regular maintenance. Explore the feasibility of providing a full size floodlit 3G pitch on the site to accommodate curricular, extracurricular demand and demand from Shifnal Town FC. The location and operator of the provision would need to be examined in greater detail as part of a phased development approach on the site.  Retain as current use.  Improve pitch quality as required to meet school and community club demand. Provide Shifnal Saxons RFC with a long term agreement for the pitch to give the Club security of tenure.	Council Education Sports club SFA FF ECB SCB RFU LTA EN	Hub site	H	S-L	H	Protect Provide Enhance

<sup>70</sup> (S) -Short (1-2 years); (M) - Medium (3-5 years); (L) - Long (6+ years)

<sup>71</sup> (L) -Low - less than £50k; (M) -Medium - £50k-£250k; (H) -High £250k and above

Site ID	Site	Post code	Sport	Management	Current status	Recommended actions	Partners	Site hierarchy tier	Priority	Timescales <sup>70</sup>	Cost <sup>71</sup>	Aim
			Tennis		Five standard quality artificial courts, three poor quality macadam and two poor quality mini macadam courts all of which are floodlit. Courts are used by Shifnal TC which has c445 members.	Improve court quality to better accommodate levels of tennis demand onsite.						
			Netball		Six standard quality artificial courts that are floodlit and available for community use. Despite being assessed as standard quality, the artificial courts at Idsall Sports Centre are reported to be in need of resurfacing. Matches have also been cancelled or postponed on site due to issues with floodlighting.	Improve court quality to better accommodate levels of netball demand onsite.						
153	Lilleshall National Sports & Conferencing Centre	TF10 9AT	Football	Commercial	Eight good quality adult pitches that have spare capacity discounted due to unsecure tenure.	Sustain quality and retain as current use. Explore formalising regular secured community use. Explore the creation of dedicated outdoor netball courts.	Commercial SFA FF RFU EH EB	Main site	M	S-M	M	Protect Provide
			Rugby union		One good quality (M2/D1) senior pitch which is considered played to capacity.							
			Hockey (AGP)		Two good quality water based hockey suitable AGPs. Pitches are used for elite levels of hockey and ad hoc community use.							
			Bowls (Flat)		On standard quality flat bowling green.							
			Netball		England Netball states that there is a need for outdoor netball courts to be provided at Lilleshall National Sports & Conferencing Centre in order to increase participation. The Lilleshall Winter Netball League and Back to Netball sessions are based on indoor courts at the site. A community use consultation group has already been formed to help progress this.							
224	Priorslee Road	TF11 8HD	Cricket	Sports club	One good quality square with 13 grass wickets and an NTP. Square has capacity both on Sundays and Midweek, Site is owned by Shifnal CC which has aspirations to improve its training facilities.	Sustain quality and maximise use to accommodate future demand, particularly for juniors, women's and girls' cricket. Explore the feasibility of improving training provision and creating an additional cricket square onsite or in the locality for future growth.	Sports club ECB SCB BCGBA LTA	Main site	M	S	L-M	Protect Provide Enhance
			Bowls		One standard quality bowling green leased to Shifnal BC from Shifnal CC. The club has c87 members.	Sustain and improve quality, when required, in order to retain levels of demand.						
			Tennis		Three good quality macadam courts that are floodlit. Courts are leased to Shifnal TC from Shifnal CC. The Club has C445 members.	Ensure clubs have the appropriate provision for current and future demand.						
244	Shifnal Primary School	TF11 8EJ	Football (3G)	Education	One small size 3G (32x15) which is not floodlit but is available for community use.	Sustain quality and retain as current use. Ensure there is a sinking fund in place.	Education SFA FF	Local	L	L	L	Protect

Site ID	Site	Post code	Sport	Management	Current status	Recommended actions	Partners	Site hierarchy tier	Priority	Timescales <sup>70</sup>	Cost <sup>71</sup>	Aim
245	Shifnal Town FC (The Acoustaford Stadium)	TF11 8PD	Football / 3G	Sports club	One good quality Step football pitch accompanied by poor quality ancillary facilities. Site has been identified for a potential full size 3G pitch with Shifnal Town FC as an anchor club. This would come as a second stage of development after the clubs ancillary facilities are improved, in addition, an exact location for such provision has not been decided.	Sustain pitch quality through appropriate levels of maintenance. Assist the Club in improving the quality of onsite ancillary facility. Explore the feasibility of providing a full size floodlit 3G pitch on the site to accommodate curricular, extracurricular demand and demand from Shifnal Town FC. The location and operator of the provision would need to be examined in greater detail as part of a phased development approach on the site.	Sports club Council Education SFA FF	Hub site	H	S-L	H	Protect Provide Enhance
317	Wheatfield Drive Recreation Ground	TF11 8HL	Football	Shifnal Town Council	Two poor quality mini 5v5 pitches that are played to capacity at peak time. Pitches are used by Shifnal Town FC.	Improve poor quality pitches with an enhanced maintenance regime.	TC SFA FF	Local	M	S	L	Enhance

## SOUTH WEST ANALYSIS AREA

Sport	Analysis area	Current demand (2020)		Future demand (2038)
		Pitch type	Current capacity total in MES <sup>[1]</sup>	Future capacity total in MES
Football (grass pitches)	South West	Adult	Spare capacity of 1.5	Spare capacity of 1
		Youth 11v11	At capacity	Shortfall of 1
		Youth 9v9	At capacity	Shortfall of 2.5
		Mini 7v7	At capacity	At capacity
		Mini 5v5	At capacity	At capacity
	Shropshire	Adult	Spare capacity of 5	Spare capacity of 0.5
		Youth 11v11	Shortfall of 0.5	Shortfall of 5
		Youth 9v9	Spare capacity of 1.5	Shortfall of 4.5
		Mini 7v7	Spare capacity of 0.5	Spare capacity of 0.5
		Mini 5v5	Spare capacity of 1.5	Shortfall of 6
Football (3G pitches)	South West	Full size, floodlit	Shortfall of 0.5 full sized 3G pitch for team training	Shortfall of 0.5 full sized 3G pitch for team training
Cricket	South West	Saturday	Spare capacity of 22	Spare capacity of 22
		Sunday	Spare capacity of 33	Spare capacity of 33
		Midweek	Spare capacity of 36	Spare capacity of 32
	Shropshire	Saturday	Shortfall of 29	Shortfall of 139
		Sunday	Spare capacity of 92	Shortfall of 18
		Midweek	Spare capacity of 147	Spare capacity of 47
Rugby union	South West	Senior	Shortfall of 0.5	Shortfall of 0.5
	Shropshire	Senior	Shortfall of 13.5	Shortfall of 21.75
Hockey (sand AGPs)	Shropshire	Full size, floodlit	There is a need to improve pitch quality and create a pitch to return exported demand.	There is a need to improve pitch quality and create a pitch to return exported demand.
Tennis	Shropshire	Courts	Adequate provision	Adequate provision
Bowls	Shropshire	Greens	Adequate provision	Adequate provision
Netball	Shropshire	Courts	Adequate provision	Adequate provision
Other sports	Shropshire	Pitches	Adequate provision	Adequate provision

### Key recommendations for Bishop's Castle

- ◆ To meet future shortfalls, improve poor quality football pitches through enhanced levels of maintenance.
- ◆ Secure use for Bishops Castle Town FC at Community College Bishops Castle and develop the site to the required standards, including seeking funding for a clubhouse.
- ◆ Address rugby shortfalls through increasing pitch quality to address overplay.
- ◆ Sustain cricket quality and maximise use to accommodate future demand.

<sup>[1]</sup> MES – match equivalent sessions per week (per season for cricket)

### ***Key recommendations for Church Stretton***

- ◀ Improve poor quality football pitches through enhanced levels of maintenance to address overplay and create future spare capacity.
- ◀ Improve quality of rugby pitches and secure community use for Church Stretton RFC at Church Stretton School.
- ◀ Sustain cricket quality and maximise use to accommodate future demand.

### ***Key recommendations for Craven Arms***

- ◀ Improve poor quality football pitches through enhanced levels of maintenance to address overplay and create future spare capacity.
- ◀ Secure use of Millichope Park for Corvedale CC.

**PLACE PLAN – BISHOP’S CASTLE**

Site ID	Site	Post code	Sport	Management	Current status	Recommended actions	Partners	Site hierarchy tier	Priority	Timescales <sup>72</sup>	Cost <sup>73</sup>	Aim
24	Bedstone College	SY7 0BG	Football	Education	One good quality youth 9v9 pitch which is unavailable for community use.	Although there are some shortfalls in the area, there is no local demand for community use to be established at the site. Therefore, the site should be protected for education use and improved as required.	College	Local	L	M	L	Protect Enhance
			Cricket		One good quality grass cricket square with five wickets which is unavailable for community use.							
			Rugby union		Two adult and one mini pitch which are unavailable for community use.							
			Hockey (AGP)		One small size sand filled AGP which is unavailable for community use.							
			Tennis		Two poor quality macadam tennis courts which are unavailable for community. Also overmarked with netball.							
32	Bishop Castle & Onny Valley Rugby Club	SY9 5BX	Rugby union	Sports club	One poor quality floodlit senior pitch overplayed by 0.5 match equivalent sessions.	To alleviate overplay, improve pitch maintenance by one increment. Any further improvements to pitch quality through either maintenance or drainage enhancement would create spare capacity.	Sports club RFU	Local	M	M	L	Protect Enhance
33	Bishops Castle Tennis Club	SY9 5DW	Tennis	Sports club	One artificial and two macadam (floodlit) courts, all good quality. Club membership c170.	Sustain court quality and membership. If demand increases, consider the need to floodlight the artificial court.	Sports club LTA	Local	L	M	L	Protect
59	Castle Hotel Bowls Club	SY9 5BU	Bowls	Sports Club	One standard quality bowling green. Club has c33 members.	Explore opportunities to make improvements in order to sustain membership levels.	Sports club BCGBA	Local	M	M	L	Protect Enhance
81	Clun Bowling Green	SY7 8JT	Bowls	English Heritage	One poor quality bowling green which is rented to the Club from English Heritage. Club has c30 members. Minor improvements to sheds and other storage facilities.	Improve green quality through an enhanced maintenance regime. Assist the Club in improving ancillary provision.	Sports club BCGBA	Local	M	M	L	Protect Enhance
86	Community College Bishops Castle	SY9 5AY	Football	Education / Sports club	One good quality adult pitch, one poor youth 9v9 pitch and two mini pitches standard quality. All pitches have some actual spare capacity. Bishops Castle Town FC has plans to create a purpose built clubhouse at the site to allow progression to Tier 4. It has been granted planning permission on a compliant design and will be applying for funding once security of tenure has been obtained (in progress).	As a priority ensure long term security of tenure put into place to allow progression of applications for funding to provide clubhouse. Improve pitch quality to accommodate future demand for youth provision.	Sports club FAW, FF College	Main site	H	S-M	H	Protect Enhance Provide
			Football (3G)		One small 3G pitch (46 x 28).	Retain and improve as required.			L	L	L	

<sup>72</sup> (S) -Short (1-2 years); (M) - Medium (3-5 years); (L) - Long (6+ years)

<sup>73</sup> (L) -Low - less than £50k; (M) -Medium - £50k-£250k; (H) -High £250k and above

Site ID	Site	Post code	Sport	Management	Current status	Recommended actions	Partners	Site hierarchy tier	Priority	Timescales <sup>72</sup>	Cost <sup>73</sup>	Aim
			Rugby union		One poor quality pitch which is unused for community use.	Retain for school use and improve quality as required. Explore options for community use of the pitch.	College		L	L	L	
			Tennis Netball		Two poor quality macadam courts unused for community use. Overmarked with netball.	Retain for school use and improve quality as required.	College		L	L	L	
197	Newcastle Village Football Pitch	SY7 8QW	Football	Community organisation	One adult pitch which is poor quality. No changing on site.	Improve quality as required and explore opportunity to increase provision at the site if demand exists in the future.	FF, SFA	Local	L	M	L	Enhance
198	Newcastle Village Hall (Mill Road)	SY7 8QW	Bowls	Community organisation	One good quality bowling green. Rented from The Community Centre Committee. Club has c20 members.	Sustain quality and maximise membership in order to create sustainability.	Sports club BCGBA	Local	M	S	L	Protect
290	The Manor Ground (Bishops Castle Cricket Club)	SY9 5HA	Cricket	Sports club	One good quality square with eight wickets. Actual spare capacity of 15 match sessions per season. Club has 13 years remaining on lease for the site.	Sustain quality and maximise use to accommodate future demand, particularly for juniors.	Sports Club ECB, SCB	Local	L	L	L	Protect
343	Chirbury Bowling Club	SY15 6BN	Bowls	Unknown	One standard quality bowling green.	Explore opportunities to make improvements in order to sustain membership levels.	Sports club BCGBA	Local	M	S	L	Protect Enhance
345	Clungunford Bowling Club	SY7 0PN	Bowls	Community organisation	One good quality bowling green rented from Clungunford Village Hall. Club has c20 members and aspires to increase this.	Sustain quality and maximise membership in order to create sustainability.	Sports club BCGBA	Local	M	M	L	Protect Enhance
369	Cross Banks (Norbury)	SY9 5DX	Football	Community organisation	One poor quality adult pitch with poor quality changing rooms.	Improve quality as required and explore opportunity to increase provision at the site if demand exists in the future.	FF, SFA	Local	L	M	M	Enhance

**PLACE PLAN – CHURCH STRETTON**

Site ID	Site	Post code	Sport	Management	Current status	Recommended actions	Partners	Site hierarchy tier	Priority	Timescales <sup>74</sup>	Cost <sup>75</sup>	Aim
2	Acton Scott Cricket Club	SY6 6QL	Cricket	Private	One standard quality square with five wickets. No actual spare capacity. Rented from the Acton Scott Estate and considered unsecure. No changing although the Club suggests this is not an issue.	Improve quality as required to create future spare capacity and work to secure use.	Sports club ECB, SCB	Local	M	M	L	Protect Enhance
44	Brooksby Playing Fields	SY6 6AE	Football	Church Stretton Parish Council	One adult, one youth 9v9 and one mini 5v5 pitch, all poor quality. Lack of capacity and youth pitch overplayed by 0.5 match sessions. Ancillary facilities good quality.	Located in a flood zone. Consider options such as dedicated regular and routine maintenance regimes to improve quality. If site floods it is recommended relevant flood relief funds are applied for to address issues and alternative venues are found for clubs utilising the provision.	Sports Club Parish Council FF, SFA	Main site	H	S-M	M	Protect Enhance

<sup>74</sup> (S) -Short (1-2 years); (M) - Medium (3-5 years); (L) - Long (6+ years)

<sup>75</sup> (L) -Low - less than £50k; (M) -Medium - £50k-£250k; (H) -High £250k and above

Site ID	Site	Post code	Sport	Management	Current status	Recommended actions	Partners	Site hierarchy tier	Priority	Timescales <sup>74</sup>	Cost <sup>75</sup>	Aim
70	Church Stretton Park Playing Fields	SY6 7AR	Tennis	Church Stretton Parish Council	Three standard quality macadam courts used by Church Stretton TC. Club has c130 members. Club reports carparking, changing facilities and kitchen/toilets all need to be improved.	Explore opportunities for funding to improve ancillary facilities. In the longer term, improve court quality and explore opportunities for floodlighting to increase capacity.	Sports Club Parish Council LTA	Local	M	S-M	M	Protect Enhance
			Bowls		One good quality bowling green. Used by Church Stretton Women's BC Membership unknown.	Sustain quality and maximise membership in order to create sustainability.	Sports club BCGBA		L	L	L	
71	Church Stretton School	SY6 6EX	Football	Education	Two poor quality adult pitches used for community but unsecure tenure.	Although in its early stages, this part of the playing field has been identified for development. If the site was lost it would be subject to appropriate mitigation secured to address the loss in line with the National Planning Policy Framework Paragraph 97 and Sport England's Playing Field Policy.	School Sport England FF, SFA	Main site	M	M	M-H	Protect Enhance
			Cricket		One standalone NTP	Retain for school use.	School		L	L	L	
			Rugby union		Two senior pitches which are poor quality. No spare capacity. Used by Church Stretton RFC but unsecure tenure.	Secure community use and explore options to improve quality.	School Sports Club RFU		M	S	M	
			Tennis		Five poor quality macadam courts overmarked with netball.	Retain for school use and improve as required.	School					
87	Concord College	SY5 7PF	Tennis	Education	Three macadam courts.	Retain for school use and improve as required.	School	Local	L	L	L	Protect
236	Russels Meadow Ground	SY6 6AT	Football	Church Stretton Parish Council	Two good quality adult pitches with spare capacity. Serviced by good changing rooms. Pitches are subject to public use which causes additional wear/litter.	Sustain/improve quality and maximise use to accommodate future demand.	Sports Club Parish Council FF, SFA	Main site	M	M	L	Protect Enhance
			Cricket		One good quality square with 10 wickets. Spare capacity expressed. Secured use by Church Stretton CC.	Sustain quality and maximise use to accommodate future demand, particularly for juniors.	Sports Club Parish Council ECB, SCB		L	M	L	
337	Worthen Village Hall	SY5 9HT	Football	Community organisation	One poor quality adult pitch with spare capacity discounted due to quality. Poor quality changing provision.	Improve quality across the site as required and explore opportunities for funding to improve ancillary facilities as a joint bid to service the whole site.	Sports clubs FF, SFA, LTA, BCGBA	Local	M	M	M	Protect Enhance
			Bowls		One good quality bowling green. Club has c35 members. Aspirations to improve club house quality.							
			Tennis		One standard quality macadam court. Used by Worthen TC which has c10 members.							

PLACE PLAN – CRAVEN ARMS

Site ID	Site	Post code	Sport	Management	Current status	Recommended actions	Partners	Site hierarchy tier	Priority	Timescales <sup>76</sup>	Cost <sup>77</sup>	Aim
85	Community Arts Sports Craven Arms (CASCAs)	SY7 9PS	Football	Community organisation	One poor quality youth 11v11 pitch serviced by standard quality changing provision.	Improve quality as required and explore opportunity to increase provision at the site if demand exists in the future.	FF, SFA	Local	M	M	M	Protect Enhance
			Netball		One standard quality court.	Retain and improve quality as required to service demand.	EN		L	L	L	
96	Craven Arms Bowling Club	SY7 9QL	Bowls	Unknown	One standard quality bowling green. No floodlighting. Membership unknown.	Explore opportunities to make improvements in order to sustain membership levels.	Sports club BCGBA	Local	L	L	L	Protect Enhance
181	Millichope Park	SY7 9HA	Cricket	Private	One standard quality square with eight wickets. No actual spare capacity. Serviced by poor quality pavilion. Unsecure use by Corvedale CC.	Work to secure long term use for the Club and then explore opportunities for improvements across the site.	Sports club ECB, SCB	Local	M	M	M	Protect Enhance
			Tennis		Two courts, one macadam and one artificial. Public use.	Retain and improve quality as required to service local demand.	LTA		L	L	L	

<sup>76</sup> (S) -Short (1-2 years); (M) - Medium (3-5 years); (L) - Long (6+ years)  
<sup>77</sup> (L) -Low - less than £50k; (M) -Medium - £50k-£250k; (H) -High £250k and above

## PART 7: HOUSING GROWTH SCENARIOS

The PPOSS provides an estimate of demand for pitch sports based on population forecasts and club consultation to 2038 (in line with the emerging Local Plan Review period). This future demand is translated into teams likely to be generated, rather than actual pitch provision required. The Sport England New Development Playing Pitch Calculator (NDC) adds to this, updating the likely demand generated for pitch sports based on housing increases and converts the demand into match equivalent sessions and the number of pitches required. This is achieved via team generation rates (TGRs) in the Assessment Report to determine how many new teams would be generated from an increase in population derived from housing growth and gives the associated costs of supplying the increased pitch provision.

Experience shows that only housing sites with 600 dwellings or more are likely to generate demand for new provision to be created. For large scale developments, it is likely that demand will be potentially generated for larger sports such as football and/or cricket. Consideration should be given to providing multi-pitch sites with suitable ancillary provision, including appropriate clubhouse/changing facilities and carparking. Single pitch sites which have been provided traditionally by developers are not considered to provide long term sustainable provision for pitch sports.

Where demand does not warrant new pitch provision, contributions should be used to enhance existing provision in the locality through, for example, improving quality or providing new or improved ancillary provision. The Action Plan in this document, as well as consultation with appropriate NGBs, should be used to assist in the selection of suitable sites and suitable enhancements.

The scenarios below show the additional demand for pitch sports generated from housing growth. The demand is shown in match equivalent sessions per week for the majority of sports, with the exception of cricket, where match equivalent sessions are by season. Training demand is expressed in either hours or match equivalent sessions. Where expressed in hours, it is expected that demand will be to either a 3G pitch (to accommodate football demand) or an AGP (to accommodate hockey demand). Where expressed in match equivalent sessions, it is expected training will take place on floodlit grass pitches.

The indicative figure assume that population growth will average 2.36 per dwelling. The indicative figure will be applied to the scenario as follows:

- ◀ **Scenario One** - additional demand for pitch sports generated from housing growth from 750 dwellings by Strategic Site Development (Clive Barracks, Tern Hill). North East Analysis Area / Market Drayton Place Plan
- ◀ **Scenario Two** - additional demand for pitch sports generated from housing growth from 1,000 dwellings by Strategic Site Development (Ironbridge Power Station). South East Analysis Area / Much Wenlock Place Plan
- ◀ **Scenario Three<sup>78</sup>** - additional demand for pitch sports generated from housing growth from 1050 dwellings at the Tasley Garden Development (BRD030). South East Analysis Area / Bridgnorth Place Plan

---

<sup>78</sup> Pages 170-172 of the draft plan: <https://shropshire.gov.uk/media/15525/regulation-18-pre-submission-draft-of-the-shropshire-local-plan.pdf>

- ◀ **Scenario Four**<sup>79</sup> - additional demand for pitch sports generated from housing growth from 1,500 dwellings at the Land between Mytton Oak Road and Hanwood Road Development (SHR060, SHR158 & SHR161). Central Analysis Area / Shrewsbury Place Plan
- ◀ **Scenario Five** - accumulative demand for pitch sports generated from housing growth from total anticipated housing growth across Shropshire.

Please note that scenarios take into consideration training demand for the individual sports which will give an exact requirement for provision required by housing growth.

In addition, the examples of the Sport England New Development Playing Pitch Calculator used in each of the abovementioned scenarios have been provided on the basis that there is no adjustment in future demand (from participation growth) over and above population growth. It is suggested that this is monitored and updated as part of the Stage E review to monitor the impact of the ongoing COVID 19 pandemic and its likely impact on future participation levels.

For scenarios One to Four the amount of predicted new playing pitches calculated from the Sport England New Development Playing Pitch Calculator (NDC) has been totalled to an exact number as the housing figures are known.

In comparison the predicted new playing pitches calculated from the NDC for Scenario Five, and relevant Appendix Four, have been rounded to the nearest whole number. This is due to the scenarios being based on the anticipated housing growth in the remaining time period of the emerging Local Plan Review period rather than a specific amount of housing. It is recommended that these calculations are rerun when exact figures for individual housing developments are known with the growth of playing pitches totalled (akin to Scenarios One to Four) rather than rounded to the nearest whole number.

---

<sup>79</sup> Pages 257-258 of the draft plan: <https://shropshire.gov.uk/media/15525/regulation-18-pre-submission-draft-of-the-shropshire-local-plan.pdf>

## Scenario One – Clive Barrack, Tern Hill

The estimated additional population derived from housing growth from 750 dwellings with an occupancy rate of 2.36 per household is 1,770 people.

This population increase equates to 1.51 match equivalent sessions of demand per week for grass pitch sports, 0.12 match equivalent sessions of demand per week on AGPs for hockey and 13.18 match equivalent sessions of demand per season for cricket.

Training demand equates to 2.65 hours of use per week for football on 3G pitches and hockey equates to 0.29 hours of use per week on AGPs. There are also 0.21 match equivalent sessions per week of training for rugby union on a floodlit grass pitch.

Table 7.1: Likely demand for grass pitch sports generated from 750 dwellings

Pitch sport	Estimated demand by sport for 750 dwellings	
	Match demand (MES) per week <sup>80</sup>	Training demand <sup>81</sup>
Adult football	0.25	2.65 hours
Youth football	0.68	
Mini soccer	0.40	
Rugby union	0.18	0.21 match equivalent sessions
Adult hockey	0.08	0.24 hours
Junior & mixed hockey	0.04	0.05 hours
Cricket	13.18	-

The table below translates estimated demand into new pitch provision with associated capital and lifestyle costs.

Table 7.2: Estimated demand and costs for new pitch provision

Pitch type	Estimated demand and costs for new pitches			Changing rooms	
	Number of pitches to meet demand	Capital cost <sup>82</sup>	Lifecycle Cost (per annum) <sup>83</sup>	Number	Capital cost
Adult football	0.25	£23,544	£4,968	0.5	£80,050
Youth football	0.68	£47,873	£10,053	0.88	£140,532
Mini soccer	0.40	£9,287	£1,950	0	£0
Rugby union	0.18	£23,623	£5,055	0.36	£57,369
Cricket	0.30	£82,464	£16,658	0.59	£95,043
Sand based AGPs	0.02	£15,552	£482	0.04	£6,448
3G	0.07	£64,883	£2,554	0.14	£22,283
<b>Total</b>	<b>1.9</b>	<b>£267,226</b>	<b>£41,720</b>	<b>2.51</b>	<b>£401, 283</b>

<sup>80</sup> As per the PPS Guidance, demand for cricket is considered in terms of match equivalent sessions per season rather than per week.

<sup>81</sup> Hours equate to access to a full size floodlit 3G pitch or hockey suitable AGP

<sup>82</sup> Sport England Facilities Costs Second Quarter 2020 – (<https://www.sportengland.org/facilities-planning/design-and-cost-guidance/cost-guidance/>)

<sup>83</sup> Lifecycle costs are based on the % of the total project cost per annum as set out in Sport England's Life Cycle Costs Natural Turf Pitches and Artificial Surfaces documents (2012)

### *Key recommendations*

As discussed earlier in the report there are certain key priorities within the North East Analysis Area, and more specifically Market Drayton, that S106/CIL monies from this development could contribute towards. One of these is returning the demand from Market Drayton HC back in Shropshire from the neighbouring authority of Newcastle-under-Lyme with the creation of a full size floodlit hockey suitable AGP, with potential location options for such provision including but not limited to, the relocation of Greenfields Sports Ground or onsite at Clive Barracks.

The monies could also be used to improve/create youth 11v11 football provision or cricket provision in order to alleviate current and future identified shortfalls. Again, this could be onsite at Clive Barracks or on offsite locations such as Market Drayton Community Amateur Sports Club, Hodnet Social Club, Hinstock Cricket Club or Hinstock Recreation Ground.

## Scenario Two – Ironbridge Power Station

The estimated additional population derived from housing growth from 1,000 dwellings with an occupancy rate of 2.36 per household is 2,360 people.

This population increase equates to 2.01 match equivalent sessions of demand per week for grass pitch sports, 0.16 match equivalent sessions of demand per week on AGPs for hockey and 17.57 match equivalent sessions of demand per season for cricket.

Training demand equates to 3.53 hours of use per week for football on 3G pitches and hockey equates to 0.38 hours of use per week on AGPs. There are also 0.27 match equivalent sessions per week of training for rugby union on a floodlit grass pitch.

Table 7.3: Likely demand for grass pitch sports generated from 1,000 dwellings

Pitch sport	Estimated demand by sport for 1,000 dwellings	
	Match demand (MES) per week <sup>84</sup>	Training demand <sup>85</sup>
Adult football	0.33	3.53 hours
Youth football	0.91	
Mini soccer	0.53	
Rugby union	0.24	0.27 match equivalent sessions
Adult hockey	0.11	0.32 hours
Junior & mixed hockey	0.05	0.06 hours
Cricket	17.57	-

The table below translates estimated demand into new pitch provision with associated capital and lifestyle costs.

Table 7.4: Estimated demand and costs for new pitch provision

Pitch type	Estimated demand and costs for new pitches			Changing rooms	
	Number of pitches to meet demand	Capital cost <sup>86</sup>	Lifecycle Cost (per annum) <sup>87</sup>	Number	Capital cost
Adult football	0.33	£31,392	£6,624	0.67	£106,733
Youth football	0.91	£63,831	£13,404	1.17	£187,376
Mini soccer	0.53	£12,382	£2,600	0	£0
Rugby union	0.24	£31,497	£6,740	0.48	£76,492
Cricket	0.4	£109,952	£22,210	0.79	£126,725
Sand based AGPs	0.03	£20,736	£643	0.05	£8,598
3G	0.09	£86,510	£3,405	0.19	£29,711
<b>Total</b>	<b>2.53</b>	<b>£356,300</b>	<b>£55,626</b>	<b>3.35</b>	<b>£535, 635</b>

<sup>84</sup> As per the PPS Guidance, demand for cricket is considered in terms of match equivalent sessions per season rather than per week.

<sup>85</sup> Hours equate to access to a full size floodlit 3G pitch or hockey suitable AGP

<sup>86</sup> Sport England Facilities Costs Second Quarter 2020 – (<https://www.sportengland.org/facilities-planning/design-and-cost-guidance/cost-guidance/>)

<sup>87</sup> Lifecycle costs are based on the % of the total project cost per annum as set out in Sport England's Life Cycle Costs Natural Turf Pitches and Artificial Surfaces documents (2012)

### *Key recommendations*

Population growth from housing developments at the Ironbridge Power Station indicates there is a need 2.53 pitches. Using information from both the proceeding Assessment report and earlier in this document, not only should the previous football pitches be reinstated, but also the cricket provision and ancillary provision on the site in order to address identified current and future shortfalls.

This is due to there being substantial levels of cricket demand from both Shropshire and Telford & Wrekin for such provision as identified earlier in the report. In addition, there is also a lack of capacity within Much Wenlock and surrounding Place Plan areas.

Therefore, it is recommended that S106/CIL monies from this development contribute to bringing the disused sports field back into use.

## Scenario Three – Tasley Garden Development

The estimated additional population derived from housing growth from 1050 dwellings with an occupancy rate of 2.36 per household is 2,478 people.

This population increase equates to 2.1 match equivalent sessions of demand per week for grass pitch sports, 0.16 match equivalent sessions of demand per week on AGPs for hockey and 18.45 match equivalent sessions of demand per season for cricket.

Training demand equates to 3.71 hours of use per week for football on 3G pitches and hockey equates to 0.41 hours of use per week on AGPs. There are also 0.29 match equivalent sessions per week of training for rugby union on a floodlit grass pitch.

Table 7.5: Likely demand for grass pitch sports generated from 1,050 dwellings

Pitch sport	Estimated demand by sport for 1,050 dwellings	
	Match demand (MES) per week <sup>88</sup>	Training demand <sup>89</sup>
Adult football	0.35	3.71 hours
Youth football	0.95	
Mini soccer	0.55	
Rugby union	0.25	0.29 match equivalent sessions
Adult hockey	0.11	0.34 hours
Junior & mixed hockey	0.05	0.07 hours
Cricket	18.45	-

The table below translates estimated demand into new pitch provision with associated capital and lifestyle costs.

Table 7.6: Estimated demand and costs for new pitch provision

Pitch type	Estimated demand and costs for new pitches			Changing rooms	
	Number of pitches to meet demand	Capital cost <sup>90</sup>	Lifecycle Cost (per annum) <sup>91</sup>	Number	Capital cost
Adult football	0.35	£32,260	£6,807	0.7	£111,299
Youth football	0.95	£69,969	£14,694	1.23	£195,391
Mini soccer	0.55	£12,725	£2,672	0	£0
Rugby union	0.25	£32,368	£6,927	0.5	£79,764
Cricket	0.42	£112,994	£22,825	0.83	£132,145
Sand based AGPs	0.03	£21,570	£669	0.06	£8,966
3G	0.10	£89,352	£3,594	0.2	£30,981
<b>Total</b>	<b>2.65</b>	<b>£371,238</b>	<b>£58,720</b>	<b>3.52</b>	<b>£558,546</b>

<sup>88</sup> As per the PPS Guidance, demand for cricket is considered in terms of match equivalent sessions per season rather than per week.

<sup>89</sup> Hours equate to access to a full size floodlit 3G pitch or hockey suitable AGP

<sup>90</sup> Sport England Facilities Costs Second Quarter 2020 – (<https://www.sportengland.org/facilities-planning/design-and-cost-guidance/cost-guidance/>)

<sup>91</sup> Lifecycle costs are based on the % of the total project cost per annum as set out in Sport England's Life Cycle Costs Natural Turf Pitches and Artificial Surfaces documents (2012)

### *Key recommendations*

Population growth due to the housing development at the Tasley Garden Development indicates there is a need for 2.65 pitches. Using this information, and in cohesion with evidence from both PPOSS documents there is an identified need to provide onsite provision at this location.

It should be noted that the exact facility mix of any potential provision should not be limited to football but be dependent on the specific supply and demand requirements at the time of site development. In addition, any future onsite sports provision should explore the feasibility of a multitude of sports and not just be specific to one sport, unless required.

If there is no identified requirement when the above development work is commenced, it is recommended that potential monies from the development should be allocated to improving existing provision within the locality.

## Scenario Four – Land between Mytton Oak Road and Hanwood Road

The estimated additional population derived from housing growth from 1,500 dwellings with an occupancy rate of 2.36 per household is 3,540 people.

This population increase equates to 3.01 match equivalent sessions of demand per week for grass pitch sports, 0.23 match equivalent sessions of demand per week on AGPs for hockey and 26.36 match equivalent sessions of demand per season for cricket.

Training demand equates to 5.30 hours of use per week for football on 3G pitches and hockey equates to 0.57 hours of use per week on AGPs. There are also 0.41 match equivalent sessions per week of training for rugby union on a floodlit grass pitch.

Table 7.7: Likely demand for grass pitch sports generated from 1,500 dwellings

Pitch sport	Estimated demand by sport for 1,500 dwellings	
	Match demand (MES) per week <sup>92</sup>	Training demand <sup>93</sup>
Adult football	0.50	5.30 hours
Youth football	1.36	
Mini soccer	0.79	
Rugby union	0.36	0.41 match equivalent sessions
Adult hockey	0.16	0.48 hours
Junior & mixed hockey	0.07	0.09 hours
Cricket	26.36	-

The table below translates estimated demand into new pitch provision with associated capital and lifestyle costs.

Table 7.8: Estimated demand and costs for new pitch provision

Pitch type	Estimated demand and costs for new pitches			Changing rooms	
	Number of pitches to meet demand	Capital cost <sup>94</sup>	Lifecycle Cost (per annum) <sup>95</sup>	Number	Capital cost
Adult football	0.50	£46,086	£9,724	1	£158,998
Youth football	1.36	£99,956	£20,991	1.76	£279,130
Mini soccer	0.79	£18,179	£3,817	0	£0
Rugby union	0.36	£46,240	£9,895	0.72	£113,949
Cricket	0.59	£161,419	£32,607	1.19	£188,778
Sand based AGPs	0.04	£30,814	£955	0.08	£12,808
3G	0.14	£127,646	£5,134	0.28	£44,259
<b>Total</b>	<b>3.78</b>	<b>£530,340</b>	<b>£83,123</b>	<b>5.03</b>	<b>£797, 922</b>

<sup>92</sup> As per the PPS Guidance, demand for cricket is considered in terms of match equivalent sessions per season rather than per week.

<sup>93</sup> Hours equate to access to a full size floodlit 3G pitch or hockey suitable AGP

<sup>94</sup> Sport England Facilities Costs Second Quarter 2020 – (<https://www.sportengland.org/facilities-planning/design-and-cost-guidance/cost-guidance/>)

<sup>95</sup> Lifecycle costs are based on the % of the total project cost per annum as set out in Sport England's Life Cycle Costs Natural Turf Pitches and Artificial Surfaces documents (2012)

### *Key recommendations*

Population growth due to the housing development at the 'Land between Mytton Oak Road and Hanwood Road Development' indicates there is a need for 3.78 playing fields. Using this information, and in cohesion with evidence from both PPOSS documents there is an identified need to provide onsite provision at this location.

It should be noted that the exact facility mix of any potential provision should not be limited to football and cricket but be dependent on the specific supply and demand requirements at the time of site development. In addition, any future onsite sports provision should explore the feasibility of a multitude of sports and not just be specific to one sport, unless required.

If there is no identified requirement when the above development work is commenced, it is recommended that potential monies from the development should be allocated to improving existing provision within the locality.

## **Scenario Five - accumulative demand for pitch sports generated from housing growth from total anticipated housing growth across Shropshire**

The table below identifies the number of proposed dwellings to be built across each of the Place Plan areas within Shropshire as of March 2019 to 2038. It should be noted that none of these have got planning permission to date meaning developer contribution have yet to be calculated.

*Table 7.9: Housing allocations by Place Plan Area*

Place plan	Number of dwellings anticipated to be built
Albrighton	305
Bishop's Castle	360
Bridgnorth	1,842
Broseley	50
Church Stretton	121
Cleobury Mortimer	127
Craven Arms	419
Ellesmere	388
Highley	131
Ludlow	301
Market Drayton	1,530
Much Wenlock	1,219 <sup>96</sup>
Pontesbury & Minsterley	81
Oswestry	2,417
Shifnal	322
Shrewsbury	4,456
Wem	569
Whitchurch	718
<b>Total</b>	<b>15,356</b>

Individual housing growth scenarios for each the listed Place Plans are examined in Appendix Four.

The estimated additional population from housing growth in the Local Plan time frame is 15,356 dwellings with an occupancy rate of 2.36 per household this equates to 36,240 people.

This population increase equates to 30.80 match equivalent sessions of demand per week for grass pitch sports, 2.39 match equivalent sessions of demand per week on AGPs for hockey and 269.86 match equivalent sessions of demand per season for cricket.

Training demand equates to 54.25 hours of use per week for football on 3G pitches and hockey equates to 5.92 hours of use per week on AGPs. There are also 4.22 match equivalent sessions per week of training for rugby union on a floodlit grass pitch.

Table 7.10: Likely demand for grass pitch sports generated from 15,356 dwellings

Pitch sport	Estimated demand by sport for 15,356 dwellings	
	Match demand (MES) per week <sup>97</sup>	Training demand <sup>98</sup>
Adult football	5.13	54.25 hours
Youth football	13.90	
Mini soccer	8.09	
Rugby union	3.68	4.22 match equivalent sessions
Adult hockey	1.65	4.96 hours
Junior & mixed hockey	0.74	0.96 hours
Cricket	269.86	-

The table below translates estimated demand into new pitch provision with associated capital and lifecycle costs.

Table 7.11: Estimated demand and costs for new pitch provision

Pitch type	Estimated demand and costs for new pitches			Changing rooms	
	Number of pitches to meet demand	Capital cost <sup>99</sup>	Lifecycle Cost (per annum) <sup>100</sup>	Number	Capital cost
Adult football	5 (5.13)	£471,799	£99,550	10.26	£1,627,708
Youth football	14 (13.90)	£1,023,280	£214,889	18.01	£2,857,531
Mini soccer	8 (8.09)	£186,099	£39,081	0	£0
Rugby union	4 (3.68)	£473,372	£101,302	7.35	£1,166,524
Cricket	6 (6.09)	£1,652,496	£333,804	12.18	£1,932,580
Sand based AGPs	0 (0.41)	£315,450	£9,779	0.83	£131,121
3G	1 (1.43)	£1,306,746	£52,554	2.86	£453,093
<b>Total</b>	<b>38</b>	<b>£5,429,242</b>	<b>£850,959</b>	<b>51.49</b>	<b>£8,168,557</b>

Using the above information, and Appendix Four, the Council should develop its CIL regime through relevant Infrastructure Development Plans that include investment priorities for each of the Place Plan areas based on recommendations within this document.

The conclusion section overleaf will identify key recommendations on how developer contributions should be utilised with relevant policies required in the Local Plan Review to support securing relevant contribution.

<sup>97</sup> As per the PPS Guidance, demand for cricket is considered in terms of match equivalent sessions per season rather than per week.

<sup>98</sup> Hours equate to access to a full size floodlit 3G pitch or hockey suitable AGP

<sup>99</sup> Sport England Facilities Costs Second Quarter 2020 – (<https://www.sportengland.org/facilities-planning/design-and-cost-guidance/cost-guidance/>)

<sup>100</sup> Lifecycle costs are based on the % of the total project cost per annum as set out in Sport England's Life Cycle Costs Natural Turf Pitches and Artificial Surfaces documents (2012)

## **Conclusions**

The tables above show that through housing growth, demand will be generated for each pitch sport (with the exception of rugby league) to a lesser or greater extent. That being said, it must be noted that not all developments will require new on site provision, with the capacity of existing sites in the locality needing to be assessed to understand if they can accommodate increased usage.

Experience shows that only significantly large housing sites are likely to generate demand in their own right; however, the cumulative impact of housing across the local authority will result in substantial demand generated across the local authority and in each analysis area.

For developments not requiring on site provision, contributions should be focused on improving existing sites.

### *Scenario One – Clive Barrack, Tern Hill (North East Analysis Area)*

The growth anticipated from this development suggests there will be a requirement for 1.9 playing pitches. Based on evidence from the proceeding assessment report shortfalls for youth pitches in the North East Analysis Area can be alleviated through pitch improvements and pitch reconfiguration rather than the creation of additional provision.

Alternatively, developer contributions could also be prioritised towards the creation of a full size floodlit hockey suitable AGP or creation of additional cricket supply within the Market Drayton locality to alleviate identified shortfalls. As discussed earlier this could be onsite at Clive Barracks or at the prospective relocation site of Greenfield Sports Ground.

### *Scenario Two – Ironbridge Power Station*

Similarly, population growth from housing developments at the Ironbridge Power Station indicates there is a need for 2.53 playing pitches. In order to meet this demand, it is recommended that the disused sports field is brought back into use.

Not only should the previous football pitches be reinstated, but also the cricket provision and ancillary provision on the site. This is due to there being substantial levels of demand from both Shropshire and Telford & Wrekin for such provision as identified earlier in the report. In addition, there is also a lack of capacity within Much Wenlock and surrounding Place Plan areas.

### *Scenario Three (Tasley Garden Development) and Scenario Four (Land between Mytton Oak Road and Hanwood Road)*

As discussed, earlier population growth from housing developments at the “Tasley Garden Development” and “Land between Mytton Oak Road and Hanwood Road Development” indicates there is a need for onsite sporting provision to be provided at each site.

The Sport England New Development Playing Pitch Calculator (NDC) gives a preliminary indication on what provision would be required by the increase in population at each site however, as stated, the exact facility mix of any potential provision should be dependent on the specific supply and demand requirements at the time of site development. In addition, any future onsite sports provision should explore the feasibility of a multitude of sports and not just be specific to one sport, unless required.

For example, information provided by Shropshire Cricket Board suggests that currently there is a case for investment in cricket to provide additional capacity particular in the Shrewsbury and Bridgnorth Place Plan areas.

If new cricket provision were to be created in either Shrewsbury or Bridgnorth it could potentially benefit one or more of the following clubs: Shrewsbury CC, Shelton CC, Beacon CC, Pontesbury CC, Bridgnorth CC and Quatt CC. It should be stated that this is based on current levels of supply and demand (2020) with any future development requiring to take into consideration the supply and demand of that period.

*Scenario Five - accumulative demand for pitch sports generated from housing growth from total anticipated housing growth across Shropshire*

Overall housing growth, based on figures provided in scenarios five, there is a need for five adult football pitches, 14 youth football pitches, eight mini football pitches, four rugby union pitches, nine cricket squares and one full size floodlit 3G pitch. It should be noted that this is the total demand for all housing growth across Shropshire. When analysed by Place Plan area this demand dissipates as can be seen in Appendix Four.

The Sport England New Development Pitch Calculator indicates the following Place Plan areas have enough growth in new population across the lifespan of the Local Plan to warrant new provision:

- ◀ **Bridgnorth** – One adult football, two youth football, one mini football pitch and one cricket square
- ◀ **Market Drayton** – One adult football, one youth football, one mini football pitch and one cricket square
- ◀ **Much Wenlock** – One youth and one mini football pitch
- ◀ **Oswestry** – One adult, two youth and one mini football pitch, one rugby union and one cricket square
- ◀ **Shrewsbury** – One adult, four youth and two mini football pitches, one rugby union pitches and two cricket squares
- ◀ **Wem** – One youth football pitch
- ◀ **Whitchurch** – One youth football pitch

Although there is some need to create new provision for most, developer contributions can be utilised to improve existing facilities, so they have the capacity to accommodate increased levels of demand.

The table below identifies potential sites where developer contributions could be pooled to alleviate current and future shortfalls through qualitative improvements. The detailed actions required can be found in Part 6 Action Plan.

It should be noted that further work is required as part of the Stage E process to fully identify key sites for investment as supply and demand may change on an annual basis.

Table 7.12: Key site recommendations for investment

Analysis area	Place Plan	Site Id	Site name
Central	Pontesbury & Minsterley	152	Lea Cross Pitches
		218	Pontesbury Playing Fields
	Shrewsbury	21	Baschurch Village Hall Pitches
		89	Condover Sports Ground
		115	Frankwell Recreation Ground
		149	Kynaston Road Recreation Ground
		158	London Road Sports Centre
		177	Meole Brace Church of England Primary School
		178	Mereside Church of England Primary School
		222	Prestfelde Preparatory School
		228	Radbrook Recreation Ground
		233	Roman Road Sports Centre (Meole Brace School)
		249	Shrewsbury Cricket Club
		252	Shrewsbury Rugby Club
		255	Shrewsbury Sports Village
		259	Unison Club (Column Cricket, Bowls & Tennis Club)
		276	Stanley Parker Playing Fields
		310	Waincott Recreation Ground
		350	Shelton Recreation Ground
		372	Greenfields Recreation Ground
North East	Market Drayton	63	Cheswardine Parish Council
		133	Hinstock Cricket Club
		135	Hinstock Recreation Ground
		138	Hodnet Social Club
		171	Market Drayton Community Amateur Sports Club
	Wem	54	Butler Sports Centre
		301	Thomas Adams Sports Centre
		312	Wem Recreation Ground
		New	Shawbury Football Club
	Whitchurch	57	Calverhall Cricket Ground
		130	Heath Road Ground
		221	Prees Cricket and Recreation Club
		320	Whitchurch Rugby Football Club
		321	Whitchurch Sports & Leisure Centre (Sir John Talbot School)
North West	Ellesmere	25	Beech Grove Playing Fields
		112	Ellesmere Cricket Club
		128	Hardwick Park (Frankton Cricket Club)
	Oswestry	56	Cae Glass Park
		156	Llanymynech Village Hall
		210	Oswestry Rugby Club
		322	Whittington Cricket & Bowling Club
South	Cleobury Mortimer	75	Clee Hill Recreation Ground (Knowle Sports Club)
		77	Cleobury Mortimer Playing Field
		344	Cleobury Mortimer Bowling Club

## SHROPSHIRE COUNCIL STRATEGY & ACTION PLAN

Analysis area	Place Plan	Site Id	Site name
South East	Ludlow	76	Clee Hill Rugby Club (Tenbury Road)
		163	Ludlow Castle Tennis and Bowls Club
		168	Ludlow Rugby Football Club
	Albrighton	8	Albrighton Primary School
		157	Loak Road (Albrighton Football Club)
		342	Albrighton Bowling Club
		10	Alveley Recreation Ground
		40	Bridgnorth Bowls, Cricket & Hockey Club
		41	Bridgnorth Endowed School/Leisure Centre
		102	Crown Meadow
	Bridgnorth	109	Edgar Davies Ground (Bridgnorth RFC)
		30	Birchmeadow Playing Fields
		46	Broseley C of E Primary School
	Broseley	131	Highley Primary School
		238	Severn Centre (Highley Cricket Club)
	Highley	117	Gaskell Recreation Ground (Much Wenlock Cricket & Bowls Club)
		194	Much Wenlock Primary School
		356	Ironbridge Power Station
	Much Wenlock	140	Idsall Sports Centre
		245	Shifnal Town FC (The Acoustaf foam Stadium)
	Shifnal	32	Bishop Castle & Onny Valley Rugby Club
		81	Clun Bowling Green
	Bishop's Castle	86	Community College Bishops Castle
		44	Brooksbury Playing Fields
		70	Church Stretton Park Playing Fields
South West	Church Stretton	337	Worthen Village Hall
		181	Millichope Park
	Craven Arms		

### *Creation of new provision*

Even though most developer contributions generated can go to improving current sites or reintroducing unused and lapsed sites back into use, in order for them to accommodate additional demand there is still a requirement to create new provision. Such provision is outlined below:

- ♦ **Central Analysis Area** – Full size floodlit 3G pitches and additional cricket provision (Pontesbury Playing Fields, Shrewsbury Cricket Club)
- ♦ **North East Analysis Area** – One full size floodlit hockey suitable pitch (Market Drayton), potential relocation of Greenfields Sports Ground, creation of football pitches for Shawbury Football Club and full size floodlit 3G provision and additional cricket provision (Whitchurch CC/Wem CC).
- ♦ **North West Analysis Area** – Additional cricket provision (Ellesmere CC and Oswestry CC) and the relocation of Oswestry RUFC.
- ♦ **South Analysis Area** – Rugby union provision (Clee Hill Rugby Club)
- ♦ **South East Analysis Area** – Full size floodlit 3G provision and additional cricket provision (Bridgnorth CC and Shifnal CC)

Unless stated, the location of new provision is still undetermined at this time and would require further feasibility as part of the Stage E process with dialogue between the relevant stakeholders i.e. the Council, NGBs and Sport England.

## **PART 8: DELIVER THE STRATEGY AND KEEP IT ROBUST AND UP TO DATE**

### ***Delivery***

The PPOSS provides guidance for maintenance/management decisions and investment made across Shropshire. By addressing issues identified in the Assessment Report and using the strategic framework presented in this Strategy, where resources can be identified the current and future sporting and recreational needs of the Authority could be met. The Strategy identifies where there is a deficiency in provision and identifies how best to resolve this in the future.

Production of this Strategy is the start of the planning process. Successful implementation and the benefits to be gained depend upon regular engagement between all partners involved and the adoption of a mutually bought into strategic approach. It is important that this document is used in a practical manner, supports engagement with partners and encourages partnerships to be developed. This is to ensure that outdoor sports facilities are regarded as a vital aspect of community life and which contribute to the achievement of Council priorities.

Each member of the Steering Group should take the lead to ensure the PPOSS is used and applied appropriately within their area of work and influence. The role of the Steering Group should not end with the completion of the Strategy and Action Plan.

To help ensure that the PPOSS is well used it should be regarded as the key document within the study area guiding the improvement and protection of playing pitch provision. It needs to be the document to which people and agencies regularly turn to for information in respect of how current demand should be met and what actions are required to improve the situation and meet future demand. To ensure that this is achieved the Steering Group need to have a clear understanding of how the PPOSS can be applied and therefore delivered.

The process of PPOSS development has already led to a number of benefits that assist its application and delivery. These include enhanced partnership work across different agendas and organisations, pooling of resources along with strengthened relationships and understanding between stakeholders, members of the Steering Group and the sporting community. The drivers behind the PPOSS and the work to develop the recommendations and action plan will have also highlighted, and helped the Steering Group to understand, the key areas to which its influence should be applied and strategy delivered enhanced.

### ***Monitoring and updating***

It is important that as part of the Stage E process there is need for regular annual monitoring and review against the actions identified in the Strategy. This is particularly pertinent due to the ongoing COVID19 Pandemic (March 2020) which is expected to continue to have a direct impact on participation and funding streams across all sports.

In the case of the Shropshire PPOSS, it is advised the documents are reviewed within 12 months of adoption by the Council to further understand the impact of COVID 19 on the demand for outdoor sports. Depending on the outcomes of the PPOSS review, there may be a need to carry out alterations to the strategic recommendations within this document or add new recommendations.

As mentioned in Part 7: Housing Growth Scenarios, it is also suggested that any usage of Shropshire's New Development Playing Pitch Calculator should be carried out as part of a Stage E review and updated following consultation with the NGBs in relation to adjusting future demand from participation.

This should be led by the Council and supported by all members of, and reported back to, the Steering Group. Understanding and learning lessons from how the PPOSS has been applied should be a key component of monitoring its delivery and be an on-going role of the steering group.

As a guide, if no review and subsequent update has been carried out within three years of the PPOSS being signed off by the steering group, Sport England and the NGBs will consider the PPOSS and the information on which it is based to be out of date.

The nature of the supply and in particular the demand for outdoor sports facilities will likely to have changed over the three years. Therefore, without any form of review and update within this time period it would be difficult to make the case that the supply and demand information and assessment work is sufficiently robust.

This being said, the Council has detailed plans to update the document in solidarity with any future refresh of its Local Plan Review (every five years). Please note the timeframe of when the Local Plan Review is updated may be prior to five years which would result in an earlier refresh of the PPOSS.

A review should not be regarded as a particular resource intensive task. However, it should highlight:

- ◀ How delivery of the recommendations and action plan has progressed and any changes required to the priority afforded to each action (e.g. the priority of some may increase or reduce following the delivery of others).
- ◀ How the PPOSS has been applied and the lessons learnt.
- ◀ Any changes to particularly important sites and/or clubs in the area (e.g. the most used or high quality sites for a particular sport) and other supply and demand information, what this may mean for the overall assessment work and the key findings and issues.
- ◀ Any development of a specific sport or particular format of a sport.
- ◀ Any new or emerging issues and opportunities.
- ◀ Impact of COVID 19.

Once the PPOSS is complete the role of the Steering Group should evolve so that it:

- ◀ Acts as a focal point for promoting the value and importance of the PPOSS provision in the area.
- ◀ Monitors, evaluates and reviews progress with the delivery of the recommendations and action plan.
- ◀ Shares lessons learnt from how the PPOSS has been used and how it has been applied to a variety of circumstances.
- ◀ Ensures that the PPOSS is used effectively to input into any new opportunities to secure improved provision and influence relevant programmes and initiatives.
- ◀ Maintains links between relevant parties with an interest in local outdoor sports provision;
- ◀ Reviews the need to update the PPOSS along with the supply and demand information and assessment work on which it is based. Further to review the group should either:
  - ◀ Provide a short annual progress and update paper;
  - ◀ Provide a partial review focussing on particular sport, pitch type and/or sub area; or
  - ◀ Lead a full review and update of the PPOSS document (including the supply and demand information and assessment details).

Alongside regular Steering Group meetings a good way to keep the PPOSS up to date and maintain relationships is to hold annual sport specific meetings with pitch sport NGBs and other relevant parties. These could be part of a process of updating key supply and demand information plus, if necessary, amending assessment work, tracking progress in respect of implementing action plan recommendations and highlighting new issues and opportunities.

Meetings could be timed to coincide with annual NGB affiliation processes. This would help to signal changes in the number and nature of sports clubs in the area. Other information that is already collected on a regular basis such as pitch booking records for local authority and other sites should also feed into these meetings.


















NGBs will also be able to confirm any further performance quality assessments undertaken within the study area. Discussions with league secretaries may also indicate annual league meetings may be useful to attend to pick up on specific issues and/or enable a review of the relevant club details to be undertaken.

The Steering Group should also regularly review and refresh the Action Plan, taking account of any changes in pitch quality (and hence changes in pitch capacity) and demand as well as new provision that has been created or any new negotiations for community use of education sites in the future.

It is important that the Council maintains the data contained within the accompanying PPOSS database. This will enable it to refresh and update the work on a regular basis. The accompanying database is intended to be refreshed on a season by season basis and it is important that there is cross-departmental work encompassing, for example, grounds maintenance and sports development departments, to ensure that this is achieved and that results inform subsequent annual sports facility development plans. Results should be shared with partners via a consultative mechanism.

## Checklists

In order for this Strategy to be signed off by the steering group, a Stage D Checklist: Develop the Strategy, is signed off.

Stage D Checklist: Develop the Strategy	Tick 	
	Yes	Requires Attention
<b>Step 7: Develop the recommendations and action plan</b>		
1. Have a number of study area specific scenarios been looked at to help explore key issues and findings along with possible recommendations and actions?		
2. Have any recommendations and actions regarding AGP provision taken into account the guidance in the 'Selecting the Right Artificial Surface' document and any NGB specific information?		
3. Do the recommendations reflect the drivers, vision and objectives of the work?		
4. Are the recommendations precise enough to enable the development of clear individual area, sport and site specific actions to help achieve them?		
5. Have all relevant parties been engaged with the development of, and are signed up to the delivery of, the recommendations and actions?		
6. Are the recommendations and actions clearly presented?		
7. Has particular attention been paid to the situation at priority sites and those which are being significantly overlapped?		
8. Have area, sport and site specific solutions been proposed to protect, enhance, and provide playing pitch provision to meet the current and future demand?		
9. Has guidance on the future of any sites highlighted as being at risk been provided?		
10. Do the recommendations and actions seek to make the best use of existing pitches?		
11. Has the detriment and benefit of proposals to relocate provision been presented?		
12. Has the level and type of any new playing pitch provision required been presented?		
13. Has the importance of providing appropriate and fit for purpose ancillary facilities been highlighted in order to maximise the potential benefit to sport of any pitches?		
14. Have the recommendations sought to ensure an adequate amount of spare capacity in the provision of accessible pitches with secured community use?		
15. Does the PPS provide a steer as to the future of any spare capacity and any provision that may be genuinely surplus to requirements (paragraphs D12 to D15)?		
16. Does the action plan cover the points listed in paragraph D17?		
17. Does the action plan provide the most appropriate actions to improve provision in the study area rather than just those which the local authority can deliver?		
18. Does the action plan represent an infrastructure plan for playing pitches with deliverable area, sport and site specific actions and projects?		
<b>Step 8: Write and Adopt the Strategy</b>		
1. Does the PPS document provide the reader with a clear understanding of the areas listed in paragraph D20?		

2.	Is it clear from the PPS document why the recommendations and actions have been included, how they are to be delivered and what they will achieve?	✓	
3.	Does the PPS document indicate how it should be used and applied in different areas and circumstances along with the benefits of doing so?	✓	
4.	Has the PPS document been subject to appropriate consultation?	✓	
5.	Do all members of the steering group and other relevant parties endorse the PPS and recognise its lead role in guiding the improvement of pitches in the study area?	✓	
6.	Has the PPS document been formally adopted by the local authority and is its status recognised across all relevant departments?	✓	

To help ensure the PPS is delivered and is kept robust and up to date, the steering group can refer to the new methodology Stage E Checklist: Deliver the strategy and keep it robust and up to date:

Stage E: Deliver the strategy and keep it robust and up to date	Tick ✓	
	Yes	Requires Attention
<b>Step 9: Apply &amp; deliver the strategy</b>		
1. Are steering group members clear on how the PPS can be applied across a range of relevant areas?		
2. Is each member of the steering group committed to taking the lead to help ensure the PPS is used and applied appropriately within their area of work and influence?		
3. Has a process been put in place to ensure regular monitoring of how the recommendations and action plan are being delivered and the PPS is being applied?		
<b>Step 10: Keep the strategy robust &amp; up to date</b>		
1. Has a process been put in place to ensure the PPS is kept robust and up to date?		
2. Does the process involve an annual update of the PPS?		
3. Is the steering group to be maintained and is it clear of its on-going role?		
4. Is regular liaison with the NGBs and other parties planned?		
5. Has all the supply and demand information been collated and presented in a format (i.e. single document that can be filtered accordingly) that will help people to review it and highlight any changes?		
6. Have any changes made to the Active Places Power data been fed back to Sport England?		

For more information, see:

<https://www.sportengland.org/how-we-can-help/facilities-and-planning/planning-for-sport>

## APPENDIX ONE: FUNDING PLAN

### Funding opportunities

Please note that due to the ongoing COVID-19 Pandemic (2020) the below funding opportunities may alter or become less prevalent in the forthcoming years as NGBs prioritise new methods of funding as a reaction to the developing situation.

In order to deliver much of the Action Plan, it is recognised that external partner funding will need to be sought. Although seeking developer contributions in applicable situations and other local funding/community schemes could go some way towards meeting deficiencies and/or improving provision, other potential/match sources of funding should be investigated. Below is a list of current funding sources that are relevant for community improvement projects involving sports facilities.

Awarding body	Description
Big Lottery Fund <a href="http://www.biglotteryfund.org.uk/">http://www.biglotteryfund.org.uk/</a>	<p>The Big Lottery Fund distributes over £500m a year to communities across the UK, raised by players of The National Lottery.</p> <p><b>Awards for All</b> – this fund offers National Lottery grants between £300 and £10,000. Applications can be made by: voluntary or community organisations, registered charities, constituted groups or clubs, not-for-profit companies or community interest companies, social enterprises, schools and statutory bodies (including town, parish and community councils). To receive funding, the applicant must meet at least one of the funding priorities listed for these grants. The funding priorities are:</p> <ul style="list-style-type: none"> <li>Bringing people together and building strong relationships in and across communities.</li> <li>Improving the places and spaces that matter to communities.</li> <li>Enabling more people to fulfil their potential by working to address issues at the earliest possible stage.</li> </ul> <p><b>Reaching Communities England</b> – this programme provides flexible funding over £10,000 for up to five years to organisations in England who want to act on the issues that matter to people and communities. Grants will be awarded to voluntary and community organisations or social enterprises to fund project activities, operating costs, organisational development and capital costs. Ideas must meet one or more of the following funding priorities:</p> <ul style="list-style-type: none"> <li>Bringing people together and building strong relationships in and across communities.</li> <li>Improving the places and spaces that matter to communities.</li> <li>Enabling more people to fulfil their potential by working to address issues at the earliest possible stage.</li> </ul>
Sport England The current funding streams may change so refer to the website for the latest information: <a href="https://www.sportengland.org/funding/">https://www.sportengland.org/funding/</a>	<p>Sport England's vision is that everyone in England feels able to take part in sport or activity, regardless of age, background or ability.</p> <p><b>Small Grants</b> – this programme offers funding to projects involving adults and young people aged 14 or over which meet one or more of the aims of their 'Towards an Active Nation' strategy. These aims are: get inactive people more active, develop lasting sporting habits, engender more positive attitudes among young people, develop more diverse volunteering and improve progression and inclusion among</p>

Awarding body	Description
	<p>the most talented. Projects with mixed age groups may still be considered if there is a focus on people aged 14 and over.</p> <p><b>Community Asset Fund</b> – this programme is dedicated to enhancing the spaces in your local community that give people the opportunity to be active.</p> <p><b>Major Events Engagement Fund</b> – Sport England’s ‘Towards an Active Nation’ strategy commits them to invest £2m in helping national governing bodies (NGBs) to host major events which evolve their existing business model and derive a greater financial return from their existing customers (players, volunteers or spectators). This funding can also be used to develop programmes that engage with individuals local to the major event, who are currently less likely to take part regularly in sport or physical activity.</p>
<p>Football Foundation <a href="http://www.footballfoundation.org.uk/funding-schemes/">http://www.footballfoundation.org.uk/funding-schemes/</a></p>	<p>This trust provides financial help for football at all levels, from national stadia and FA Premier League clubs down to grass-roots local development.</p> <p><b>Premier League &amp; The FA Facilities Fund</b> – this fund is available to football clubs, schools, councils and local sports associations that improve facilities for football and other sport in local communities, sustain or increase participation amongst children and adults, regardless of background age or ability and to help children and adults to develop their physical, mental, social and moral capacities through regular participation in sport. Grants are available for:</p> <ul style="list-style-type: none"> <li>◆ Grass pitch drainage/improvements,</li> <li>◆ Pavilions, clubhouses and changing rooms,</li> <li>◆ 3G Football Turf Pitches (FTPs) and multi-use games areas,</li> <li>◆ Fixed floodlights for artificial pitches.</li> </ul> <p><b>Premier League &amp; The FA Facilities Fund Small Grants Scheme</b> – this scheme awards grants of up to £10,000 for the provision of capital items, or to refurbish/improve existing facilities. This scheme aims to support the growth of football clubs and activity, prevent a decline in football participation and make improvements to facilities to address any health and safety issues. Grants, which cannot exceed 50% of the total project cost, are awarded to support the costs of the following list of projects and items:</p> <ul style="list-style-type: none"> <li>◆ Replacement of unsafe goalposts,</li> <li>◆ Portable floodlights,</li> <li>◆ Storage containers,</li> <li>◆ Changing pavilion/clubhouse refurbishment and external works (not including routine maintenance works),</li> <li>◆ Grounds maintenance equipment,</li> <li>◆ Pitch improvement works (not including routine maintenance works),</li> <li>◆ Fencing.</li> </ul> <p>The scheme is available to local authorities, educational establishments, grassroots football clubs and professional and semi-professional football clubs and their associated community organisations, to support their community outreach programmes.</p>

# SHROPSHIRE COUNCIL STRATEGY & ACTION PLAN

Awarding body	Description
	<p><b>Premier League Primary Stars Kit and Equipment Scheme</b> - this scheme, run in partnership with Nike and delivered by the Football Foundation, gives teachers the opportunity to get their hands on free resources to aid their pupils' learning. Primary school teachers registered at <a href="http://plprimarystars.com">plprimarystars.com</a> can access either a free Nike football strip, or a free equipment pack which can be used across the curriculum.</p>
<p>Rugby Football Union (RFU) <a href="https://www.englandrugby.com/participation/running-your-club/funding">https://www.englandrugby.com/participation/running-your-club/funding</a></p>	<p>The RFU now provides Local Club Grants for facility improvements. These are managed and administered locally by RFU staff and Constituent Body volunteers.</p>
<p>The England and Wales Cricket Trust <a href="https://www.ecb.co.uk/be-involved/club-support/club-funding">https://www.ecb.co.uk/be-involved/club-support/club-funding</a></p>	<p><b>The Interest Free Loan Scheme</b> provides finance to clubs for various capital projects such as buildings, equipment purchase, fine turf, land purchase and non-turf. All ECB affiliated cricket clubs are eligible to apply, as well as other organisations that can evidence achievement/delivery of the EWCT's charitable aims. Clubs with a junior section can apply for funding from £1,000 to £50,000 whereas clubs without a junior section can apply for funding from £1,000 to £20,000. A minimum of 10% partnership funding is required from the applicant.</p> <p><b>The Small Grant Scheme</b> aims to support the ECB's national programmes – Get the Game On, All Stars Cricket, Women's Cricket and U19 Club T20. Clubs can apply for funding towards the purchase of relevant products or materials, and associated professional labour costs.</p> <p>Project themes:</p> <ul style="list-style-type: none"> <li>◀ Covers – supporting Get the Game On</li> <li>◀ Family Friendly Facilities – supporting All Stars Cricket</li> <li>◀ Improved Changing Facilities for Females – supporting Women's Cricket</li> <li>◀ Great Events – supporting U19 Club T20.</li> </ul>
<p>EU Life Fund <a href="http://ec.europa.eu/environment/funding/intro_en.htm">http://ec.europa.eu/environment/funding/intro_en.htm</a></p>	<p>LIFE is the EU's financial instrument supporting environmental and nature conservation projects throughout the EU. LIFE also finances some grants for non-governmental organisations active in the field of the environment because they are key players in the development and implementation of environmental policy.</p>
<p>National Hockey Foundation <a href="http://www.thenationalhockeyfoundation.com/">http://www.thenationalhockeyfoundation.com/</a></p>	<p>The Foundation primarily makes grants to a wide range of organisations that meet one of the areas of focus: young people and hockey, young people and sport in Milton Keynes, enabling the development of hockey at youth or community level and smaller charities. There is no limit on the amount of funding that an organisation can request. However, the Foundation does not generally award grants for less than £10,000 or more than £75,000.</p>
<p>Rugby Football League <a href="https://www.rlwc2021.com/facilities">https://www.rlwc2021.com/facilities</a></p>	<p><b>Rugby League World Cup 2021 Capital Facilities Legacy funding.</b> Small Grants Scheme awards grants of up to £15,000 for the provision of capital items, kit and equipment or to refurbish/improve existing facilities. Large capital grants programme of £15,000 plus focused on supporting the development of new or refurbished local rugby league facilities. The programme is split into four themes:</p> <ol style="list-style-type: none"> <li>1. Welcoming environments</li> <li>2. More players</li> <li>3. Community engagement</li> <li>4. Innovation fund</li> </ol>

## SHROPSHIRE COUNCIL STRATEGY & ACTION PLAN

Awarding body	Description
Rugby Football League <a href="https://www.rlwc2021.com/facilities">https://www.rlwc2021.com/facilities</a>	Rugby League World Cup 2021 Capital Facilities legacy funding. Small Grants Scheme awards grants of up to £15,000 for the provision of capital items, kit and equipment or to refurbish/improve existing facilities. Large capital grants programme of £15,000 plus focused on supporting the development of new or refurbished local rugby league facilities. The programme is split into four themes: 5. Welcoming environments 6. More players 7. Community engagement 8. Innovation fund
National Hockey Foundation <a href="http://www.thenationalhockeyfoundation.com/">http://www.thenationalhockeyfoundation.com/</a>	The Foundation primarily makes grants to a wide range of organisations that meet one of the areas of focus: Young people and hockey, Enabling the development of hockey at youth or community level.
LTA Transforming British Tennis Together <a href="https://www.lta.org.uk/workforce-venues/tennis-venue-support/tennis-facility-funding-and-advice/transforming-british-tennis-together/">https://www.lta.org.uk/workforce-venues/tennis-venue-support/tennis-facility-funding-and-advice/transforming-british-tennis-together/</a>	Transforming British Tennis Together (TBTT) is the largest capital investment programme the LTA has undertaken. It aims to invest £125 million over the next ten years in tennis facilities which it hopes can be match funded by partners to bring £250 million into the sport.
BCGBA grants <a href="https://www.bcgba.org.uk/grants/">https://www.bcgba.org.uk/grants/</a>	Provided a club is subscribed to the BCGBA it can apply for a grant a range of ancillary issues, providing it has not already received one in the previous five years.

### Flooding Funding

Sport England also offers various funding options for clubs that have been affected by flooding such as the Community Asset Fund<sup>101</sup>. These are typically separated into three criteria: small scale investment (£1,000 - £15,000), medium scale investment (£15,000 - £50,000) and large scale investment (£50,000 - £150,000). The Community Asset Fund was designed to help communities respond quickly to emergencies or unexpected events that stop people from being active.

### Protecting Playing Fields

Sport England's Strategy: Towards an Active Nation (2016-2021) will simplify the funding reducing the number of investment programmes from 30 to 7:

- ❖ Tackling Inactivity
- ❖ Children and Young People
- ❖ Volunteering
- ❖ Taking sport and activity into the mass market
- ❖ Supporting sports core markets
- ❖ Local delivery
- ❖ Creating welcoming sports facilities

The current funding streams listed below will remain operational during 2016/17 but will be phased out and replaced by one or more of the seven listed above.

<sup>101</sup> <https://www.sportengland.org/how-we-can-help/our-funds/community-asset-fund>

It launched Protecting Playing Fields (PPF) as part of its Places People Play Olympic legacy mass participation programme and is investing £10 million of National Lottery funding in community sports projects.

The programme is being delivered via five funding rounds (with up to £2 million being awarded to projects in each round). Its focus is on protecting and improving playing fields and developing community sport. It will fund capital projects that create, develop and improve playing fields for sporting and community use and offer long-term protection of the site for sport. Projects are likely to involve the construction of new pitches or improvement of existing ones that need levelling or drainage works.

Sport England's Community Asset Fund<sup>102</sup> programme will be delivered via funding rounds and replaced its previous Inspired Facilities Fund. The Community Asset Fund opened in late January 2017 with an annual budget of £15 million, anticipating funding applications to range anywhere from £1000 to £150,000.

A key difference of the new programme is that it not only aims to support improvement of facilities within traditional sports clubs and recreational or sporting environments, but seeks explore new ways to invest in communities where improvement of facilities can offer wider benefit for not just sporting groups but other physical activities and local organisations which use or could use the site. The change in approach reflects the Towards an Active Nation Strategy and a contribution to delivering the five outcomes: physical wellbeing, mental wellbeing, individual development, social and community development and economic development.

The four main aims of the Community Asset Fund programme are:

- ◀ Improve and protect existing sports facilities that support the needs of local communities
- ◀ Invest in new and different places that meet the needs of local communities, which include our target audiences
- ◀ Ensure our capital investment reaches organisations who have not accessed our funding before
- ◀ Create a more resilient, sustainable, less grant dependent sport sector

### **Strategic Facilities Fund**

Facilities are fundamental in providing more people with the opportunity to play sport. The supply of the right facilities in the right areas is key to getting more people to play sport. Sport England recognises the considerable financial pressures that local authorities are currently under and the need to strategically review and rationalise leisure stock so that cost effective and financially sustainable provision is available in the long-term. Sport England has a key role to play in the sector, from influencing the local strategic planning and review of sports facility provision to investing in major capital projects of strategic importance.

The Strategic Facilities Fund will direct capital investment into a number of key local authority projects that are identified through a strategic needs assessment and that have maximum impact on growing and sustaining community sport participation. These projects will be promoted as best practice in the delivery of quality and affordable facilities, whilst demonstrating long-term operational efficiencies. The fund will support projects that bring together multiple partners, including input from the public and private sectors and national governing bodies of sport (NGBs). The fund is also designed to encourage applicants and their partners to invest further capital and revenue funding to ensure sustainability. Sport England has allocated a budget of circa £30m of Lottery funding to award through this fund (2013-17).

---

<sup>102</sup> <https://www.sportengland.org/media/11425/community-asset-fund-guide-january-2017.pdf>

Key features which applications must demonstrate are:

- ◀ A robust needs and evidence base which illustrates the need for the project and the proposed facility mix
- ◀ Strong partnerships which will last beyond the initial development of the project and underpin the long-term sustainability of the facility
- ◀ Multi-sport provision and activity that demonstrates delivery against NGB local priorities
- ◀ A robust project plan from inception to completion with achievable milestones and timescales.

Lottery applications will be invited on a solicited-only basis and grants of between £500,000 and £2,000,000 will be considered.

The Strategic Facilities Fund will prioritise projects that:

- ◀ Are large-scale capital developments identified as part of a local authority sports facility strategic needs assessment/rationalisation programme and that will drive a significant increase in community sports participation
- ◀ Demonstrate consultation/support from two or more NGBs and delivery against their local priorities
- ◀ Are multi-sport facilities providing opportunities to drive high participant numbers
- ◀ Are a mix of facility provision (indoor and/or outdoor) to encourage regular and sustained use by a large number of people
- ◀ Offer an enhancement, through modernisation, to existing provision and/or new build facilities
- ◀ Have a long-term sustainable business plan attracting public and private investment
- ◀ Show quality in design, but are fit for purpose to serve the community need
- ◀ Have effective and efficient operating models, combined with a commitment to development programmes which will increase participation and provide talent pathways.

Projects will need to demonstrate how the grant will deliver against Sport England's strategic priorities. The funding available is for the development of the capital infrastructure, which can contribute to the costs of new build, modernisation or refurbishment and purchasing of major fixed equipment as part of the facility development.

### **Funder's requirements**

Below is a list of funding requirements that can typically be expected to be provided as part of a funding bid, some of which will fall directly out of the Playing Pitch Strategy:

- ◀ Identify need (i.e., why the Project is needed) and how the Project will address it.
- ◀ Articulate what difference the Project will make.
- ◀ Identify benefits, value for money and/or added value.
- ◀ Provide baseline information (i.e., the current situation).
- ◀ Articulate how the Project is consistent with local, regional and national policy.
- ◀ Financial need and project cost.
- ◀ Funding profile (i.e., Who's providing what? Unit and overall costs).
- ◀ Technical information and requirements (e.g., planning permission).
- ◀ Targets, outputs and/or outcomes (i.e., the situation after the Project/what the Project will achieve)
- ◀ Evidence of support from partners and stakeholders.
- ◀ Background/essential documentation (e.g., community use agreement).
- ◀ Assessment of risk.

### **Indicative costs**

The indicative costs of implementing key elements of the Action Plan can be found on the Sport England website:

<https://www.sportengland.org/facilities-planning/design-and-cost-guidance/cost-guidance/>

The costs are for the development of community sports facilities and are based on providing good quality sports facility based on the last quarter. The Facilities Costs are updated on the Sport England website every quarter. These rounded costs are based on schemes most recently funded through the Lottery (and therefore based on economies of scale), updated to reflect current forecast price indices provided by the Building Cost Information Service (BCIS), prepared by Technical Team Lead of Sport England.

## APPENDIX TWO: GLOSSARY

**Capacity** is the amount of play a site can regularly accommodate (in the relevant comparable unit) for community use without adversely affecting its quality and use. This is typically outlined by the NGB

**Overplay** is when a pitch is used over the amount that the carrying capacity will allow, (i.e. more than the site can accommodate). Pitches have a limit of how much play they can accommodate over a certain period of time before their quality, and in turn their use, is adversely affected.

**Spare capacity** is the amount of additional play that a pitch could potentially accommodate in addition to current activity. There may be reasons why this potential to accommodate additional play should not automatically be regarded as actual spare capacity, for example, a site may be managed to regularly operate slightly below its carrying capacity to ensure that it can cater for a number of friendly matches and training activity. This needs to be investigated before the capacity is deemed **actual spare capacity**.

**Match equivalent sessions** is an appropriate comparable unit for pitch usage. For football, rugby union and rugby league, pitches should relate to a typical week within the season and one match = one match equivalent session if it occurs every week or 0.5 match equivalent sessions if it occurs every other week (i.e. reflecting home and away fixtures). For cricket pitches, it is appropriate to look at the number of match equivalent sessions over the course of a season and one match = one match equivalent session.

**Displaced demand** generally relates to play by teams or other users of playing pitches from within the study area (i.e. from residents of the study area) which takes place outside of the area. This may be due to issues with the provision of pitches and ancillary facilities in the study area, just reflective of how the sports are played (e.g. at a central venue for the wider area) or due to the most convenient site for the respective users just falling outside of the local authority/study area.

**Unmet demand** is demand that is known to exist but unable to be accommodated on current supply of pitches. This could be in the form of a team with access to a pitch for matches but nowhere to train or vice versa. This could also be due to the poor quality and therefore limited capacity of pitches in the area and/or a lack of provision and ancillary facilities which meet a certain standard of play/league requirement. League secretaries may be aware of some unmet demand as they may have declined applications from teams wishing to enter their competitions due to a lack of pitch provision which in turn is hindering the growth of the league.

**Latent demand** is demand that evidence suggests may be generated from the current population should they have access to more or better provision. This could include feedback from a sports club who may feel that they could set up and run an additional team if they had access to better provision.

**Future demand** is an informed estimate made of the likely future demand for pitches in the study area. This is generally based on the most appropriate current and future population projections for the relevant age and gender groupings for each sport. Key trends, local objectives and targets and consultation also inform this figure.

**Casual use** or other use could take place on natural grass pitches or AGPs and include:

- ◀ Regular play from non-sports club sources (e.g. companies, schools, fitness classes)
- ◀ Infrequent informal/friendly matches
- ◀ Informal training sessions
- ◀ More casual forms of a particular sport organised by sports clubs or other parties
- ◀ Significant public use and informal play, particularly where pitches are located in parks/recreation grounds.

## APPENDIX THREE: SPORTING CONTEXT

The following section outlines a series of national, regional and local policies pertaining to the study and which will have an important influence on the Strategy.

### National context

The provision of high quality and accessible community outdoor sports facilities at a local level is a key requirement for achieving the targets set out by the Government and Sport England. It is vital that this strategy is cognisant of and works towards these targets in addition to local priorities and plans.

#### ***Department of Media Culture and Sport Sporting Future: A New Strategy for an Active Nation (2015)***

The Government published its strategy for sport in December 2015. This strategy confirms the recognition and understanding that sport makes a positive difference through broader means and that it will help the sector to deliver five simple but fundamental outcomes: physical health, mental health, individual development, social and community development and economic development. In order to measure its success in producing outputs which accord with these aims it has also adopted a series of 23 performance indicators under nine key headings, as follows:

- ◆ More people taking part in sport and physical activity.
- ◆ More people volunteering in sport.
- ◆ More people experiencing live sport.
- ◆ Maximising international sporting success.
- ◆ Maximising domestic sporting success.
- ◆ Maximising domestic sporting success.
- ◆ A more productive sport sector.
- ◆ A more financially and organisationally sustainable sport sector.
- ◆ A more responsible sport sector.

#### ***Sport England: Towards an Active Nation (2016-2021)***

Sport England's five year strategy 'Towards an Active Nation' aims to target the 28% of people who do less than 30 minutes of exercise each week and will focus on the least active groups; typically women, the disabled and people from lower socio-economic backgrounds.

Sport England will invest up to £30m on a plan to increase the number of volunteers in grassroots sport. Emphasis will be on working with a larger range of partners with less money being directed towards National Governing Bodies.

The Strategy will help deliver against the five health, social and economic outcomes set out in the Government's Sporting Future strategy.

- ◆ Physical Wellbeing
- ◆ Mental Wellbeing
- ◆ Individual Development
- ◆ Social & Community Development
- ◆ Economic Development

## ***National Planning Policy Framework (2019)***

The National Planning Policy Framework (NPPF) sets out planning policies for England. It details how these changes are expected to be applied to the planning system. It also provides a framework for local people and their councils to produce distinct local and neighbourhood plans, reflecting the needs and priorities of local communities.

The NPPF states the purpose of the planning system is to contribute to the achievement of sustainable development. It identifies that the planning system needs to focus on three themes of sustainable development: economic, social and environmental. A presumption in favour of sustainable development is a key aspect for any plan-making and decision-taking processes. In relation to plan-making the NPPF sets out that Local Plans should meet objectively assessed needs.

The 'promoting healthy communities' theme identifies that planning policies should be based on robust and up-to-date assessments of the needs for open space, sports and recreation facilities and opportunities for new provision. Specific needs and quantitative or qualitative deficiencies or surpluses in local areas should also be identified. This information should be used to inform what provision is required in an area.

As a prerequisite the NPPF states existing open space, sports and recreation buildings and land, including playing fields, should not be built on unless:

- ◆ An assessment has been undertaken, which has clearly shown that the open space, buildings or land is surplus to requirements.
- ◆ The loss resulting from the proposed development would be replaced by equivalent or better provision in terms of quantity and quality in a suitable location.
- ◆ The development is for alternative sports and recreational provision, the needs for which clearly outweigh the loss.

In order for planning policies to be 'sound' local authorities are required to carry out a robust assessment of need for open space, sport and recreation facilities.

## ***The FA National Football Facilities Strategy (2018-28)***

The Football Association's (FA) National Football Facilities Strategy (NFFS) provides a strategic framework that sets out key priorities and targets for the national game (i.e., football) over a ten-year period.

The Strategy sets out shared aims and objectives it aims to deliver on in conjunction with The Premier League, Sport England and the Government, to be delivered with support of the Football Foundation.

These stakeholders have clearly identified the aspirations for football to contribute directly to nationally important social and health priorities. Alongside this, the strategy is clear that traditional, affiliated football remains an important priority and a core component of the game, whilst recognising and supporting the more informal environments used for the community and recreational game.

Its vision is: *"Within 10 years we aim to deliver great football facilities, wherever they are needed"*

£1.3 billion has been spent by football and Government since 2000 to enhance existing football facilities and build new ones. However, more is needed if football and Government's shared objectives for participation, individual well-being and community cohesion are to be achieved. Nationally, direct investment will be increased – initially to £69 million per annum from football and Government (a 15% increase on recent years).

The NFFS investment priorities can be broadly grouped into six areas, recognising the need to grow the game, support existing players and better understand the different football environments:

- ✦ **Improve 20,000 Natural Turf pitches**, with a focus on addressing drop off due to a poor playing experience;
- ✦ **Deliver 1,000 3G AGP 'equivalents'** (mix of full size and small sided provision, including MUGAs - small sided facilities are likely to have a key role in smaller / rural communities and encouraging multi-sport offers), enhancing the quality of playing experience and supporting a sustainable approach to grass roots provision;
- ✦ **Deliver 1,000 changing pavilions/clubhouses**, linked to multi-pitch or hub sites, supporting growth (particularly in women and girls football), sustainability and providing a facility infrastructure to underpin investment in coaching, officials and football development;
- ✦ **Support access to flexible indoor spaces**, including equipment and court markings, to support growth in futsal, walking football and to support the education and skills outcomes, exploiting opportunities for football to positively impact on personal and social outcomes for young people in particular;
- ✦ **Refurbish existing stock to maintain current provision**, recognising the need to address historic under-investment and issues with refurbishment of existing facilities;
- ✦ **Support testing of technology and innovation**, building on customer insight to deliver hubs for innovation, testing and development of the game.

### *Local Football Facility Plans*

To support in delivery of the NFFS, The FA has commissioned a national project. Over the next two years to 2020, a Local Football Facility Plan (LFFP) will be produced for every local authority across England. Each plan will be unique to its area as well as being diverse in its representation, including currently underrepresented communities.

Identifying strategic priorities for football facilities across the formal, recreational and informal game, LFFPs will establish a ten-year vision for football facilities that aims to transform the playing pitch stock in a sustainable way. They will identify key projects to be delivered and act as an investment portfolio for projects that require funding. As such, around 90% of all will be identified via LFFPs. LFFPs will guide the allocation of 90% of national football investment (The FA, Premier League and DCMS) and forge stronger partnerships with local stakeholders to develop key sites. This, together with local match-funding will deliver over one billion pounds of investment into football facilities over the next 10-years.

It is important to recognise that a LFFP is an investment portfolio of priority projects for potential investment - it is not a detailed supply and demand analysis of all pitch provision in a local area. Therefore, it cannot be used as a replacement for a Playing Pitch Strategy (PPS) and it will not be accepted as an evidence base for site change of use or disposal.

A LFFP will; however, build on available/existing local evidence and strategic plans and may adopt relevant actions from a PPS and/or complement these with additional investment priorities.

## ***The FA: National Game Strategy (2018-2021)***

The FA launched its new National Game Strategy in July 2018 which aims to inspire a life-long journey in football for all. To achieve this, the strategy will focus on five key aspects of the game:

- ◀ A high quality introduction to football
- ◀ Developing clubs and leagues
- ◀ Embrace all formats of football and engage all participants
- ◀ Recruit, develop and support the workforce
- ◀ Develop sustainable facilities

Through these five pillars, The FA's objectives are to:

- ◀ Increase the number of male affiliated and recreational players by 10%.
- ◀ Double the number of female affiliated and recreational players via a growth of 75%.
- ◀ Increase the number of disability affiliated and recreational players by 30%.
- ◀ Ensure affiliated Futsal is available across the country in order to increase the number of Futsal affiliated and recreational players.

The sustainable football facilities should provide support to an agreed portfolio of priority projects that meet National Football Facility Strategy (NFFS) investment priorities.

## ***England and Wales Cricket Board (ECB) Inspiring Generations (2020-2024)***

The England and Wales Cricket Board unveiled a new strategic plan in 2019. The strategic plan aims to connect communities and improve lives by inspiring people to discover and share their passion for cricket

The plan sets out six important priorities and activities, these are:

- ◀ ***Grow and nurture the core***
  - ◀ Create an infrastructure investment fund for First Class County Clubs (FCCs)
  - ◀ Introduce a new Community Investment Funding for FCCs and County Cricket Boards (CCBs)
  - ◀ Invest in club facilities
  - ◀ Develop the role of National Counties Cricket
  - ◀ Further invest in County Competitions
- ◀ ***Inspire through elite teams***
  - ◀ Increase investment in the county talent pathway
  - ◀ Incentivise the counties to develop England Players
  - ◀ Drive the performance system through technology and innovation
  - ◀ Create heroes and connect them with a new generation of fans
- ◀ ***Make cricket accessible***
  - ◀ Broaden crickets appeal through the New Competition
  - ◀ Create a new digital community for cricket
  - ◀ Install non-traditional playing facilities in urban areas
  - ◀ Continue to deliver South Asian Action Plans
  - ◀ Launch a new participation product, linked to the New Competition

### ◀ **Engage children and young people**

- ◀ Double cricket participation in primary schools
- ◀ Deliver a compelling and coordinated recreational playing offer from age five upwards
- ◀ Develop our safeguarding to promote safe spaces for children and young people

### ◀ **Transform women's and girls' cricket**

- ◀ Grow the base through participation and facilities investment
- ◀ Launch centres of excellence and a new elite domestic structure
- ◀ Invest in girls' county age group cricket
- ◀ Deliver a girls' secondary school programme

### ◀ **Support our communities**

- ◀ Double the number of volunteers in the game
- ◀ Create a game-wide approach to Trust and Foundations through the cricket network
- ◀ Develop a new wave of officials and community coaches
- ◀ Increase participation in disability cricket

### ***The Rugby Football Union Strategic Plan (2017-2021)***

The RFU has released its new strategic vision for rugby in England. The strategy is based on four main elements which are; Protect, Engage, Grow and Win. It covers all elements of rugby union ranging from elite rugby to grassroots, although the general relevancy to the PPS is centred around growing the game.

The RFU exists to promote and develop rugby union in England and ensure the long-term sustainability of clubs by growing player numbers and retaining them across all age groups. Responding to wider market influences, work will continue on developing new ways to take part in all forms of the game, without comprising the sports traditions. This will ensure a lasting legacy from elite success by attracting new players and encouraging current male and female adult players to play.

The four key aims to ensure long term sustainability are to:

- ◀ Improve player transition from age grade to adult 15-a-side rugby
- ◀ Expand places to play through Artificial Grass Pitches (AGPs)
- ◀ Engage new communities in rugby
- ◀ Create a community 7's offering

### ***England Hockey (EH) - A Nation Where Hockey Matters 2013***

The vision is for England to be a 'Nation Where Hockey Matters'.

We know that delivering success on the international stage stimulates the nation's pride in their hockey team and, with the right events in place, we will attract interest from spectators, sponsors and broadcasters alike. The visibility that comes from our success and our occasions will inspire young people and adults to follow in the footsteps of their heroes and, if the right opportunities are there to meet their needs, they will play hockey and enjoy wonderful experiences.

Underpinning all this is the infrastructure which makes our sport function. We know the importance of our volunteers, coaches, officials, clubs and facilities. The more inspirational our people can be, the more progressive we can be and the more befitting our facilities can be, the more we will achieve for our sport. England Hockey will enable this to happen and we are passionate about our role within the sport. We will lead, support, counsel, focus and motivate the Hockey Nation and work tirelessly towards our vision.

As a governing body, we want to have a recognisable presence to participants of the game, be that through club or association website or their communications, or through the work of the many outstanding coaches in our game, so that players understand that their club is part of a wider team working together to a common goal.

The core objectives are as follows:

1. Grow our Participation
2. Deliver International Success
3. Increase our Visibility
4. Enhance our Infrastructure
5. For England Hockey to be proud and respected custodians of the sport

### *Club participation*

Our club market is well structured and clubs are required to affiliate to England Hockey to play in community leagues. As a result only relatively few occasional teams lie outside our affiliation structure. Schools and Universities are the other two areas where significant hockey is played.

Hockey is clearly benefiting from a double Olympic legacy. After Great Britain's women won bronze in front of a home crowd in London in 2012 the numbers of young girls playing the sport doubled and a historic gold in Rio 2016 saw more than 10,000 players promptly joining clubs. These triumphs have inspired the nation to get active and play hockey. Thanks to the outstanding work of the network of clubs across the country, England Hockey has seen unprecedented growth at both ends of the age range. There has been an 80% increase in the number of boys and girls in clubs, as well as a 54% increase in players over the age of 46.

Hockey clubs have reaped the rewards of the improved profile of the sport, focussing on a link with schools to provide excellent opportunities for young players. Programmes such as Quick sticks – a small-sided version of hockey for 7-11 year olds – in Primary Schools have been hugely successful in allowing new players to take part in the sport from an early age. The growth in the sport since the eve of London 2012 has been seen across the country, examples being a 110% increase in under 16s club participation in London, and a 111% growth in the North West in the same age bracket.

### ***England Hockey Strategy***

England Hockey's Facilities Strategy can be found [here](#).

**Vision:** For every hockey club in England to have appropriate and sustainable facilities that provide excellent experiences for players.

**Mission:** More, Better, Happier Players with access to appropriate and sustainable facilities

The 3 main objectives of the facilities strategy are:

#### **1. PROTECT: To conserve the existing hockey provision**

- There are currently over 800 pitches that are used by hockey clubs (club, school, universities) across the country. It is important to retain the current provision where appropriate to ensure that hockey is maintained across the country.

### **2. IMPROVE: To improve the existing facilities stock (physically and administratively)**

- The current facilities stock is ageing and there needs to be strategic investment into refurbishing the pitches and ancillary facilities. England Hockey works to provide more support for clubs to obtain better agreements with facilities providers & education around owning an asset.

### **3. DEVELOP: To strategically build new hockey facilities where there is an identified need and ability to deliver and maintain. This might include consolidating hockey provision in a local area where appropriate.**

England Hockey has identified key areas across the country where there is a lack of suitable hockey provision and there is a need for additional pitches, suitable for hockey. There is an identified demand for multi pitches in the right places to consolidate hockey and allow clubs to have all of their provision catered for at one site.

#### ***England Netball - Your Game, Your Way 2013-17***

Even though this Plan is out of date, England Netball remains committed to its '10-1-1' mission, vision and values that form the fundamentals for its strategic planning for the future for the sport and business.

To facilitate the successful achievement of Netball 10:1:1 and Goal 4, England Netball will:

- ◀ Accelerate the participation growth by extending our market penetration and reach through the activation of a range of existing and new participant-focused products and programmes that access new and targeted markets.
- ◀ Increase the level of long-term participant retention through targeting programmes at known points of attrition and easy transition through the market segments, supported by an infrastructure that reflects the participant needs and improves their netball experience.
- ◀ Build a sustainable performance pathway and system built on the principles of purposeful practice and appropriate quality athlete coach contact time.
- ◀ Develop sustainable revenue streams through the commercialisation of a portfolio of products and programmes and increasing membership sales. This will also include the creation of cost efficiencies and improved value for money through innovative partnerships and collaborations in all aspects of the business.
- ◀ Establish high standards of leadership and governance that protect the game and its people and facilitates the on-going growth and transformation of the NGB and sport.

#### ***British Tennis Strategy 2019***

The new LTA Strategy includes seven strategies relating to three objectives which are built around the following vision and mission:

**Vision:** tennis opened up

**Mission:** to grow tennis by making it relevant, accessible, welcoming and enjoyable

#### **Objectives**

- ◀ Increase the number of fans on our database from [623,602] to [1,000,000] by 2023.
- ◀ More people playing more often;
  - ◀ Increase the number of adults playing tennis each year from [7.7% (4,018,600)] of the population to [8.5% (4,420,460)], and the frequency of adults playing tennis twice a month from [1.9% (858,700)] of the population to [2.2% (1,000,000)] by 2023.

- ◀ The number of children playing tennis from [x] to [y] by 2023 (to be finalised December 2018 on publication of Sport England's new Child Participation Survey).
- ◀ Enable 5 new players to break into the top 100 by 2023 and inspire the tennis audience.

### Strategies

1. Visibility - Broaden relevance and increase visibility of tennis all year round to build engagement and participation with fans and players.
2. Innovation - Innovate in the delivery of tennis to widen its appeal.
3. Investment - Support community facilities and schools to increase the opportunities to play
4. Accessibility - Make the customer journey to playing tennis easier and more accessible for anyone
5. Engagement - Engage and collaborate with everyone involved in delivering tennis in Britain, particularly coaches and volunteers to attract and maintain more people in the game.
6. Performance - Create a pathway for British champions that nurtures a diverse team of players, people and leaders.
7. Leadership - Lead tennis in Britain to the highest standard so it is a safe, welcoming, well-run sport.

### ***British Crown Green Bowling Association***

Please note there is no current facility guidance provided by British Crown Green Bowling Association responsible for crown green bowls in England.

<http://bcgba.org.uk/index.html>

### ***Bowls England: Strategic Plan 2014-2017***

Although the Plan is out of date, it remains the most up to date available. Bowls England will provide strong leadership and work with its stakeholders to support the development of the sport of bowls in England for this and future generations.

The overall vision of Bowls England is to:

- ◀ Promote the sport of outdoor flat green bowls.
- ◀ Recruit new participants to the sport of outdoor flat green bowls.
- ◀ Retain current and future participants within the sport of flat green bowls.

In order to ensure that this vision is achieved, ten key performance targets have been created, which will underpin the work of Bowls England up until 31<sup>st</sup> March 2017.

- ◀ 115,000 individual affiliated members.
- ◀ 1,500 registered coaches.
- ◀ Increase total National Championship entries by 10%.
- ◀ Increase total national competition entries by 10%.
- ◀ Medal places achieved in 50% of events at the 2016 World Championships.
- ◀ 35 county development plans in place and operational.
- ◀ County development officer appointed by each county association.
- ◀ National membership scheme implemented with 100% uptake by county associations.
- ◀ Secure administrative base for 1st April 2017.
- ◀ Commercial income to increase by 20%.

Despite a recent fall in affiliated members, and a decline in entries into National Championships over the last five years, Bowls England believes that these aims will be attained by following core values. The intention is to:

- ◀ Be progressive.
- ◀ Offer opportunities to participate at national and international level.
- ◀ Work to raise the profile of the sport in support of recruitment and retention.
- ◀ Lead the sport.
- ◀ Support clubs and county associations.

## APPENDIX FOUR: HOUSING GROWTH SCENARIOS

### Scenario Three - Albrighton

The estimated additional population derived from housing growth from 305 dwellings with an occupancy rate of 2.36 per household is 720 people.

This population increase equates to 0.61 match equivalent sessions of demand per week for grass pitch sports, 0.04 match equivalent sessions of demand per week on AGPs for hockey and 5.36 match equivalent sessions of demand per season for cricket.

Training demand equates to 1.08 hours of use per week for football on 3G pitches and hockey equates to 0.12 hours of use per week on AGPs. There are also 0.08 match equivalent sessions per week of training for rugby union on a floodlit grass pitch.

Table 7.13: Likely demand for grass pitch sports generated from 305 dwellings

Pitch sport	Estimated demand by sport for 305 dwellings	
	Match demand (MES) per week <sup>103</sup>	Training demand <sup>104</sup>
Adult football	0.10	1.08 hours
Youth football	0.28	
Mini soccer	0.16	
Rugby union	0.07	0.08 match equivalent sessions
Adult hockey	0.03	0.10 hours
Junior & mixed hockey	0.01	0.02 hours
Cricket	5.36	-

The table below translates estimated demand into new pitch provision with associated capital and lifestyle costs.

Table 7.14: Estimated demand and costs for new pitch provision

Pitch type	Estimated demand and costs for new pitches			Changing rooms	
	Number of pitches to meet demand	Capital cost <sup>105</sup>	Lifecycle Cost (per annum) <sup>106</sup>	Number	Capital cost
Adult football	0 (0.10)	£9,373	£1,978	0.2	£32,339
Youth football	0 (0.28)	£20,330	£4,269	0.36	£56,772
Mini soccer	0 (0.16)	£3,697	£776	0	£0
Rugby union	0 (0.07)	£9,405	£2,013	0.15	£23,176
Cricket	0 (0.12)	£32,831	£6,632	0.24	£38,396
Sand based AGPs	0 (0.01)	£6,267	£194	0.02	£2,605
3G	0 (0.03)	£25,962	£1,044	0	£9,002
<b>Total</b>	<b>0</b>	<b>£107,865</b>	<b>£16,905</b>	<b>1.03</b>	<b>£162,290</b>

<sup>103</sup> As per the PPS Guidance, demand for cricket is considered in terms of match equivalent sessions per season rather than per week.

<sup>104</sup> Hours equate to access to a full size floodlit 3G pitch or hockey suitable AGP

<sup>105</sup> Sport England Facilities Costs Second Quarter 2020 – (<https://www.sportengland.org/facilities-planning/design-and-cost-guidance/cost-guidance/>)

<sup>106</sup> Lifecycle costs are based on the % of the total project cost per annum as set out in Sport England's Life Cycle Costs Natural Turf Pitches and Artificial Surfaces documents (2012)

## Scenario Three – Bishop's Castle

The estimated additional population derived from housing growth from 360 dwellings with an occupancy rate of 2.36 per household is 850 people.

This population increase equates to 0.73 match equivalent sessions of demand per week for grass pitch sports, 0.06 match equivalent sessions of demand per week on AGPs for hockey and 6.33 match equivalent sessions of demand per season for cricket.

Training demand equates to 1.27 hours of use per week for football on 3G pitches and hockey equates to 0.14 hours of use per week on AGPs. There are also 0.10 match equivalent sessions per week of training for rugby union on a floodlit grass pitch.

Table 7.15: Likely demand for grass pitch sports generated from 360 dwellings

Pitch sport	Estimated demand by sport for 360 dwellings	
	Match demand (MES) per week <sup>107</sup>	Training demand <sup>108</sup>
Adult football	0.12	1.27 hours
Youth football	0.33	
Mini soccer	0.19	
Rugby union	0.09	0.10 match equivalent sessions
Adult hockey	0.04	0.12 hours
Junior & mixed hockey	0.02	0.02 hours
Cricket	6.33	-

The table below translates estimated demand into new pitch provision with associated capital and lifestyle costs.

Table 7.16: Estimated demand and costs for new pitch provision

Pitch type	Estimated demand and costs for new pitches			Changing rooms	
	Number of pitches to meet demand	Capital cost <sup>109</sup>	Lifecycle Cost (per annum) <sup>110</sup>	Number	Capital cost
Adult football	0 (0.12)	£11,066	£2,335	0.24	£38,177
Youth football	0 (0.33)	£24,001	£5,040	0	£67,023
Mini soccer	0 (0.19)	£4,365	£917	0	£0
Rugby union	0 (0.09)	£11,103	£2,376	0	27,361
Cricket	0 (0.14)	£38,759	£7,829	0	£45,328
Sand based AGPs	0 (0.1)	£7,399	£229	0.02	£3,075
3G	0 (0.03)	£30,649	£1,233	0.07	£10,627
<b>Total</b>	<b>0</b>	<b>£127,342</b>	<b>£19,959</b>	<b>0.33</b>	<b>£191,591</b>

<sup>107</sup> As per the PPS Guidance, demand for cricket is considered in terms of match equivalent sessions per season rather than per week.

<sup>108</sup> Hours equate to access to a full size floodlit 3G pitch or hockey suitable AGP

<sup>109</sup> Sport England Facilities Costs Second Quarter 2020 – (<https://www.sportengland.org/facilities-planning/design-and-cost-guidance/cost-guidance/>)

<sup>110</sup> Lifecycle costs are based on the % of the total project cost per annum as set out in Sport England's Life Cycle Costs Natural Turf Pitches and Artificial Surfaces documents (2012)

## Scenario Three – Bridgnorth

The estimated additional population derived from housing growth from 1,842 dwellings with an occupancy rate of 2.36 per household is 4,347 people.

This population increase equates to 3.7 match equivalent sessions of demand per week for grass pitch sports, 0.29 match equivalent sessions of demand per week on AGPs for hockey and 32.37 match equivalent sessions of demand per season for cricket.

Training demand equates to 6.51 hours of use per week for football on 3G pitches and hockey equates to 0.70 hours of use per week on AGPs. There are also 0.51 match equivalent sessions per week of training for rugby union on a floodlit grass pitch.

Table 7.17: Likely demand for grass pitch sports generated from 1,842 dwellings

Pitch sport	Estimated demand by sport for 1,842 dwellings	
	Match demand (MES) per week <sup>111</sup>	Training demand <sup>112</sup>
Adult football	0.62	6.51 hours
Youth football	1.67	
Mini soccer	0.97	
Rugby union	0.44	0.51 match equivalent sessions
Adult hockey	0.20	0.59 hours
Junior & mixed hockey	0.09	0.11 hours
Cricket	32.37	-

The table below translates estimated demand into new pitch provision with associated capital and lifestyle costs.

Table 7.18: Estimated demand and costs for new pitch provision

Pitch type	Estimated demand and costs for new pitches			Changing rooms	
	Number of pitches to meet demand	Capital cost <sup>113</sup>	Lifecycle Cost (per annum) <sup>114</sup>	Number	Capital cost
Adult football	1 (0.62)	£56,592	£11,941	1.23	£195,244
Youth football	2 (1.67)	£122,743	£25,776	2.16	£342,762
Mini soccer	1 (0.97)	£22,323	£4,688	0	£0
Rugby union	0 (0.44)	£56,781	£12,151	0.88	£139,925
Cricket	1 (0.73)	£198,217	£40,040	1.46	£231,814
Sand based AGPs	0 (0.05)	£37,838	£1,173	0.1	£15,728
3G	0 (0.17)	£156,745	£6,304	0.34	£54,349
<b>Total</b>	<b>5</b>	<b>£651,239</b>	<b>£102,073</b>	<b>6.17</b>	<b>£979, 822</b>

<sup>111</sup> As per the PPS Guidance, demand for cricket is considered in terms of match equivalent sessions per season rather than per week.

<sup>112</sup> Hours equate to access to a full size floodlit 3G pitch or hockey suitable AGP

<sup>113</sup> Sport England Facilities Costs Second Quarter 2020 – (<https://www.sportengland.org/facilities-planning/design-and-cost-guidance/cost-guidance/>)

<sup>114</sup> Lifecycle costs are based on the % of the total project cost per annum as set out in Sport England's Life Cycle Costs Natural Turf Pitches and Artificial Surfaces documents (2012)

## Scenario Three – Broseley

The estimated additional population derived from housing growth from 50 dwellings with an occupancy rate of 2.36 per household is 118 people.

This population increase equates to 0.11 match equivalent sessions of demand per week for grass pitch sports, 0.03 match equivalent sessions of demand per week on AGPs for hockey and 0.88 match equivalent sessions of demand per season for cricket.

Training demand equates to 0.18 hours of use per week for football on 3G pitches and hockey equates to 0.02 hours of use per week on AGPs. There are also 0.01 match equivalent sessions per week of training for rugby union on a floodlit grass pitch.

Table 7.19: Likely demand for grass pitch sports generated from 50 dwellings

Pitch sport	Estimated demand by sport for 50 dwellings	
	Match demand (MES) per week <sup>115</sup>	Training demand <sup>116</sup>
Adult football	0.02	0.18 hours
Youth football	0.05	
Mini soccer	0.03	
Rugby union	0.01	0.01 match equivalent sessions
Adult hockey	0.03	0.02 hours
Junior & mixed hockey	0.00	0.00 hours
Cricket	0.88	-

The table below translates estimated demand into new pitch provision with associated capital and lifestyle costs.

Table 7.20: Estimated demand and costs for new pitch provision

Pitch type	Estimated demand and costs for new pitches			Changing rooms	
	Number of pitches to meet demand	Capital cost <sup>117</sup>	Lifecycle Cost (per annum) <sup>118</sup>	Number	Capital cost
Adult football	0 (0.02)	£1,536	£324	0.03	£5,300
Youth football	0 (0.05)	£3,332	£700	0.06	£9,304
Mini soccer	0 (0.03)	£606	£127	0	£0
Rugby union	0 (0.01)	£1,541	£330	0.02	£3,798
Cricket	0 (0.02)	£5,381	£1,087	0.04	£6,293
Sand based AGPs	0 (0.00)	£1,027	£32	0	£427
3G	0 (0.00)	£4,255	£171	0.01	£1,475
<b>Total</b>	<b>0</b>	<b>£17,678</b>	<b>£2,771</b>	<b>0.16</b>	<b>£26,597</b>

<sup>115</sup> As per the PPS Guidance, demand for cricket is considered in terms of match equivalent sessions per season rather than per week.

<sup>116</sup> Hours equate to access to a full size floodlit 3G pitch or hockey suitable AGP

<sup>117</sup> Sport England Facilities Costs Second Quarter 2020 – (<https://www.sportengland.org/facilities-planning/design-and-cost-guidance/cost-guidance/>)

<sup>118</sup> Lifecycle costs are based on the % of the total project cost per annum as set out in Sport England's Life Cycle Costs Natural Turf Pitches and Artificial Surfaces documents (2012)

## Scenario Three – Church Stretton

The estimated additional population derived from housing growth from 121 dwellings with an occupancy rate of 2.36 per household is 286 people.

This population increase equates to 0.24 match equivalent sessions of demand per week for grass pitch sports, 0.02 match equivalent sessions of demand per week on AGPs for hockey and 2.13 match equivalent sessions of demand per season for cricket.

Training demand equates to 0.43 hours of use per week for football on 3G pitches and hockey equates to 0.05 hours of use per week on AGPs. There are also 0.03 match equivalent sessions per week of training for rugby union on a floodlit grass pitch.

Table 7.21: Likely demand for grass pitch sports generated from 121 dwellings

Pitch sport	Estimated demand by sport for 121 dwellings	
	Match demand (MES) per week <sup>119</sup>	Training demand <sup>120</sup>
Adult football	0.04	0.43 hours
Youth football	0.11	
Mini soccer	0.06	
Rugby union	0.03	0.03 match equivalent sessions
Adult hockey	0.01	0.04 hours
Junior & mixed hockey	0.01	0.01 hours
Cricket	2.13	-

The table below translates estimated demand into new pitch provision with associated capital and lifestyle costs.

Table 7.22: Estimated demand and costs for new pitch provision

Pitch type	Estimated demand and costs for new pitches			Changing rooms	
	Number of pitches to meet demand	Capital cost <sup>121</sup>	Lifecycle Cost (per annum) <sup>122</sup>	Number	Capital cost
Adult football	0 (0.04)	£3,723	£786	0.08	£12,846
Youth football	0 (0.11)	£8,076	£1,696	0.14	£22,551
Mini soccer	0 (0.06)	£1,469	£308	0	£0
Rugby union	0 (0.03)	£3,736	£799	0.06	£9,206
Cricket	0 (0.05)	£13,041	£2,634	0.1	£15,252
Sand based AGPs	0 (0.00)	£2,489	£77	0.01	£1,035
3G	0 (0.01)	£10,313	£415	0.02	£3,576
<b>Total</b>	<b>0</b>	<b>£42,847</b>	<b>£6,715</b>	<b>0.41</b>	<b>£64, 466</b>

<sup>119</sup> As per the PPS Guidance, demand for cricket is considered in terms of match equivalent sessions per season rather than per week.

<sup>120</sup> Hours equate to access to a full size floodlit 3G pitch or hockey suitable AGP

<sup>121</sup> Sport England Facilities Costs Second Quarter 2020 – (<https://www.sportengland.org/facilities-planning/design-and-cost-guidance/cost-guidance/>)

<sup>122</sup> Lifecycle costs are based on the % of the total project cost per annum as set out in Sport England's Life Cycle Costs Natural Turf Pitches and Artificial Surfaces documents (2012)

## Scenario Three – Cleobury Mortimer

The estimated additional population derived from housing growth from 127 dwellings with an occupancy rate of 2.36 per household is 300 people.

This population increase equates to 0.26 match equivalent sessions of demand per week for grass pitch sports, 0.02 match equivalent sessions of demand per week on AGPs for hockey and 2.23 match equivalent sessions of demand per season for cricket.

Training demand equates to 0.45 hours of use per week for football on 3G pitches and hockey equates to 0.05 hours of use per week on AGPs. There are also 0.03 match equivalent sessions per week of training for rugby union on a floodlit grass pitch.

Table 7.23: Likely demand for grass pitch sports generated from 127 dwellings

Pitch sport	Estimated demand by sport for 127 dwellings	
	Match demand (MES) per week <sup>123</sup>	Training demand <sup>124</sup>
Adult football	0.04	0.45 hours
Youth football	0.12	
Mini soccer	0.07	
Rugby union	0.03	0.03 match equivalent sessions
Adult hockey	0.01	0.04 hours
Junior & mixed hockey	0.01	0.01 hours
Cricket	2.23	-

The table below translates estimated demand into new pitch provision with associated capital and lifestyle costs.

Table 7.24: Estimated demand and costs for new pitch provision

Pitch type	Estimated demand and costs for new pitches			Changing rooms	
	Number of pitches to meet demand	Capital cost <sup>125</sup>	Lifecycle Cost (per annum) <sup>126</sup>	Number	Capital cost
Adult football	0 (0.04)	£3,906	£824	0.08	£13,474
Youth football	0 (0.12)	£8,471	£1,779	0.15	£23,655
Mini soccer	0 (0.07)	£1,541	£324	0	£0
Rugby union	0 (0.03)	£3,919	£839	0.06	£9,657
Cricket	0 (0.05)	£13,680	£2,763	0.1	£15,998
Sand based AGPs	0 (0.00)	£2,611	£81	0.01	£1,085
3G	0 (0.01)	£10,817	£435	0.02	£3,751
<b>Total</b>	<b>0</b>	<b>£44,945</b>	<b>£7,045</b>	<b>0.42</b>	<b>£67,620</b>

<sup>123</sup> As per the PPS Guidance, demand for cricket is considered in terms of match equivalent sessions per season rather than per week.

<sup>124</sup> Hours equate to access to a full size floodlit 3G pitch or hockey suitable AGP

<sup>125</sup> Sport England Facilities Costs Second Quarter 2020 – (<https://www.sportengland.org/facilities-planning/design-and-cost-guidance/cost-guidance/>)

<sup>126</sup> Lifecycle costs are based on the % of the total project cost per annum as set out in Sport England's Life Cycle Costs Natural Turf Pitches and Artificial Surfaces documents (2012)

## Scenario Three – Craven Arms

The estimated additional population derived from housing growth from 419 dwellings with an occupancy rate of 2.36 per household is 989 people.

This population increase equates to 0.84 match equivalent sessions of demand per week for grass pitch sports, 0.07 match equivalent sessions of demand per week on AGPs for hockey and 7.36 match equivalent sessions of demand per season for cricket.

Training demand equates to 1.48 hours of use per week for football on 3G pitches and hockey equates to 0.12 hours of use per week on AGPs. There are also 0.17 match equivalent sessions per week of training for rugby union on a floodlit grass pitch.

Table 7.25: Likely demand for grass pitch sports generated from 419 dwellings

Pitch sport	Estimated demand by sport for 419 dwellings	
	Match demand (MES) per week <sup>127</sup>	Training demand <sup>128</sup>
Adult football	0.14	1.48 hours
Youth football	0.38	
Mini soccer	0.22	
Rugby union	0.10	0.12 match equivalent sessions
Adult hockey	0.05	0.14 hours
Junior & mixed hockey	0.02	0.03 hours
Cricket	7.36	-

The table below translates estimated demand into new pitch provision with associated capital and lifestyle costs.

Table 7.26: Estimated demand and costs for new pitch provision

Pitch type	Estimated demand and costs for new pitches			Changing rooms	
	Number of pitches to meet demand	Capital cost <sup>129</sup>	Lifecycle Cost (per annum) <sup>130</sup>	Number	Capital cost
Adult football	0 (0.14)	£12,876	£2,717	0.28	£44,421
Youth football	0 (0.38)	£27,926	£5,864	0.49	£77,983
Mini soccer	0 (0.22)	£5,079	£1,067	0	£0
Rugby union	0 (0.10)	£12,918	£2,765	0.2	£31,835
Cricket	0 (0.17)	£45,097	£9,110	0.33	£52,741
Sand based AGPs	0 (0.01)	£8,609	£267	0.02	£3,578
3G	0 (0.04)	£35,661	£1,434	0.08	£12,365
<b>Total</b>	<b>0</b>	<b>£148,166</b>	<b>£23,224</b>	<b>1.4</b>	<b>£222, 923</b>

<sup>127</sup> As per the PPS Guidance, demand for cricket is considered in terms of match equivalent sessions per season rather than per week.

<sup>128</sup> Hours equate to access to a full size floodlit 3G pitch or hockey suitable AGP

<sup>129</sup> Sport England Facilities Costs Second Quarter 2020 – (<https://www.sportengland.org/facilities-planning/design-and-cost-guidance/cost-guidance/>)

<sup>130</sup> Lifecycle costs are based on the % of the total project cost per annum as set out in Sport England's Life Cycle Costs Natural Turf Pitches and Artificial Surfaces documents (2012)

## Scenario Three – Ellesmere

The estimated additional population derived from housing growth from 388 dwellings with an occupancy rate of 2.36 per household is 916 people.

This population increase equates to 0.77 match equivalent sessions of demand per week for grass pitch sports, 0.06 match equivalent sessions of demand per week on AGPs for hockey and 6.82 match equivalent sessions of demand per season for cricket.

Training demand equates to 1.37 hours of use per week for football on 3G pitches and hockey equates to 0.15 hours of use per week on AGPs. There are also 0.11 match equivalent sessions per week of training for rugby union on a floodlit grass pitch.

Table 7.27: Likely demand for grass pitch sports generated from 388 dwellings

Pitch sport	Estimated demand by sport for 388 dwellings	
	Match demand (MES) per week <sup>131</sup>	Training demand <sup>132</sup>
Adult football	0.13	1.37 hours
Youth football	0.35	
Mini soccer	0.20	
Rugby union	0.09	0.11 match equivalent sessions
Adult hockey	0.04	0.13 hours
Junior & mixed hockey	0.02	0.02 hours
Cricket	6.82	-

The table below translates estimated demand into new pitch provision with associated capital and lifestyle costs.

Table 7.28: Estimated demand and costs for new pitch provision

Pitch type	Estimated demand and costs for new pitches			Changing rooms	
	Number of pitches to meet demand	Capital cost <sup>133</sup>	Lifecycle Cost (per annum) <sup>134</sup>	Number	Capital cost
Adult football	0 (0.13)	£11,925	£2,516	0.26	£41,142
Youth football	0 (0.35)	£25,864	£5,432	0.46	£72,227
Mini soccer	0 (0.20)	£4,704	£988	0	£0
Rugby union	0 (0.09)	£11,965	£2,560	0.19	£29,485
Cricket	0 (0.15)	£41,768	£8,437	0.31	£48,848
Sand based AGPs	0 (0.01)	£7,973	£247	0.02	£3,314
3G	0 (0.04)	£33,029	£1,328	0.07	£11,452
<b>Total</b>	<b>0</b>	<b>£137,228</b>	<b>£21,508</b>	<b>1.31</b>	<b>£206, 468</b>

<sup>131</sup> As per the PPS Guidance, demand for cricket is considered in terms of match equivalent sessions per season rather than per week.

<sup>132</sup> Hours equate to access to a full size floodlit 3G pitch or hockey suitable AGP

<sup>133</sup> Sport England Facilities Costs Second Quarter 2020 – (<https://www.sportengland.org/facilities-planning/design-and-cost-guidance/cost-guidance/>)

<sup>134</sup> Lifecycle costs are based on the % of the total project cost per annum as set out in Sport England's Life Cycle Costs Natural Turf Pitches and Artificial Surfaces documents (2012)

## Scenario Three – Highley

The estimated additional population derived from housing growth from 131 dwellings with an occupancy rate of 2.36 per household is 309 people.

This population increase equates to 0.26 match equivalent sessions of demand per week for grass pitch sports, 0.02 match equivalent sessions of demand per week on AGPs for hockey and 2.30 match equivalent sessions of demand per season for cricket.

Training demand equates to 0.46 hours of use per week for football on 3G pitches and hockey equates to 0.05 hours of use per week on AGPs. There are also 0.04 match equivalent sessions per week of training for rugby union on a floodlit grass pitch.

Table 7.29: Likely demand for grass pitch sports generated from 131 dwellings

Pitch sport	Estimated demand by sport for 131 dwellings	
	Match demand (MES) per week <sup>135</sup>	Training demand <sup>136</sup>
Adult football	0.04	0.46 hours
Youth football	0.12	
Mini soccer	0.07	
Rugby union	0.03	0.04 match equivalent sessions
Adult hockey	0.01	0.04 hours
Junior & mixed hockey	0.01	0.01 hours
Cricket	2.30	-

The table below translates estimated demand into new pitch provision with associated capital and lifestyle costs.

Table 7.30: Estimated demand and costs for new pitch provision

Pitch type	Estimated demand and costs for new pitches			Changing rooms	
	Number of pitches to meet demand	Capital cost <sup>137</sup>	Lifecycle Cost (per annum) <sup>138</sup>	Number	Capital cost
Adult football	0 (0.04)	£4,023	£849	0.09	£13,879
Youth football	0 (0.12)	£8,725	£1,832	0.15	£24,365
Mini soccer	0 (0.07)	£1,587	£333	0	£0
Rugby union	0 (0.03)	£4,036	£864	0.06	£9,946
Cricket	0 (0.05)	£14,090	£2,846	0.1	£16,478
Sand based AGPs	0 (0.00)	£2,690	£83	0.01	£1,118
3G	0 (0.01)	£11,142	£448	0.02	£3,863
<b>Total</b>	<b>0</b>	<b>£46,293</b>	<b>£7,255</b>	<b>0.43</b>	<b>£69, 649</b>

<sup>135</sup> As per the PPS Guidance, demand for cricket is considered in terms of match equivalent sessions per season rather than per week.

<sup>136</sup> Hours equate to access to a full size floodlit 3G pitch or hockey suitable AGP

<sup>137</sup> Sport England Facilities Costs Second Quarter 2020 – (<https://www.sportengland.org/facilities-planning/design-and-cost-guidance/cost-guidance/>)

<sup>138</sup> Lifecycle costs are based on the % of the total project cost per annum as set out in Sport England's Life Cycle Costs Natural Turf Pitches and Artificial Surfaces documents (2012)

## Scenario Three – Ludlow

The estimated additional population derived from housing growth from 301 dwellings with an occupancy rate of 2.36 per household is 710 people.

This population increase equates to 0.6 match equivalent sessions of demand per week for grass pitch sports, 0.04 match equivalent sessions of demand per week on AGPs for hockey and 5.29 match equivalent sessions of demand per season for cricket.

Training demand equates to 1.06 hours of use per week for football on 3G pitches and hockey equates to 0.12 hours of use per week on AGPs. There are also 0.08 match equivalent sessions per week of training for rugby union on a floodlit grass pitch.

Table 7.31: Likely demand for grass pitch sports generated from 301 dwellings

Pitch sport	Estimated demand by sport for 301 dwellings	
	Match demand (MES) per week <sup>139</sup>	Training demand <sup>140</sup>
Adult football	0.10	1.06 hours
Youth football	0.27	
Mini soccer	0.16	
Rugby union	0.07	0.08 match equivalent sessions
Adult hockey	0.03	0.10 hours
Junior & mixed hockey	0.01	0.02 hours
Cricket	5.29	-

The table below translates estimated demand into new pitch provision with associated capital and lifestyle costs.

Table 7.32: Estimated demand and costs for new pitch provision

Pitch type	Estimated demand and costs for new pitches			Changing rooms	
	Number of pitches to meet demand	Capital cost <sup>141</sup>	Lifecycle Cost (per annum) <sup>142</sup>	Number	Capital cost
Adult football	0 (0.1)	£9,243	£1,950	0.2	£31,889
Youth football	0 (0.27)	£20,048	£4,210	0.35	£55,984
Mini soccer	0 (0.16)	£3,646	£766	0	£0
Rugby union	0 (0.07)	£9,274	£1,985	0.14	£22,854
Cricket	0 (0.12)	£32,375	£6,540	0.24	£37,862
Sand based AGPs	0 (0.01)	£6,180	£192	0.02	£2,569
3G	0 (0.03)	£25,601	£1,030	0.06	£8,877
<b>Total</b>	<b>0</b>	<b>£106,367</b>	<b>£16,673</b>	<b>1.01</b>	<b>£160,035</b>

<sup>139</sup> As per the PPS Guidance, demand for cricket is considered in terms of match equivalent sessions per season rather than per week.

<sup>140</sup> Hours equate to access to a full size floodlit 3G pitch or hockey suitable AGP

<sup>141</sup> Sport England Facilities Costs Second Quarter 2020 – (<https://www.sportengland.org/facilities-planning/design-and-cost-guidance/cost-guidance/>)

<sup>142</sup> Lifecycle costs are based on the % of the total project cost per annum as set out in Sport England's Life Cycle Costs Natural Turf Pitches and Artificial Surfaces documents (2012)

## Scenario Three – Market Drayton

The estimated additional population derived from housing growth from 1,530 dwellings with an occupancy rate of 2.36 per household 3,611 people.

This population increase equates to 3.08 match equivalent sessions of demand per week for grass pitch sports, 0.23 match equivalent sessions of demand per week on AGPs for hockey and 26.89 match equivalent sessions of demand per season for cricket.

Training demand equates to 5.41 hours of use per week for football on 3G pitches and hockey equates to 0.59 hours of use per week on AGPs. There are also 0.42 match equivalent sessions per week of training for rugby union on a floodlit grass pitch.

Table 7.33: Likely demand for grass pitch sports generated from 1,530 dwellings

Pitch sport	Estimated demand by sport for 1,530 dwellings	
	Match demand (MES) per week <sup>143</sup>	Training demand <sup>144</sup>
Adult football	0.51	5.41 hours
Youth football	1.39	
Mini soccer	0.81	
Rugby union	0.37	0.42 match equivalent sessions
Adult hockey	0.16	0.49 hours
Junior & mixed hockey	0.07	0.10 hours
Cricket	26.89	-

The table below translates estimated demand into new pitch provision with associated capital and lifestyle costs.

Table 7.34: Estimated demand and costs for new pitch provision

Pitch type	Estimated demand and costs for new pitches			Changing rooms	
	Number of pitches to meet demand	Capital cost <sup>145</sup>	Lifecycle Cost (per annum) <sup>146</sup>	Number	Capital cost
Adult football	1 (0.51)	£47,011	£9,919	1.02	£162,187
Youth football	1 (1.39)	£101,961	£21,412	1.79	£284,728
Mini soccer	1 (0.81)	£18,543	£3,894	0	£0
Rugby union	0 (0.37)	£47,167	£10,094	0.73	£116,234
Cricket	1 (0.61)	£164,657	£33,261	1.21	£192,565
Sand based AGPs	0 (0.04)	£31,432	£974	0.08	£13,065
3G	0 (0.14)	£130,206	£5,237	0.28	£45,14
<b>Total</b>	<b>4</b>	<b>£540,977</b>	<b>£84,791</b>	<b>5.11</b>	<b>£768, 779</b>

<sup>143</sup> As per the PPS Guidance, demand for cricket is considered in terms of match equivalent sessions per season rather than per week.

<sup>144</sup> Hours equate to access to a full size floodlit 3G pitch or hockey suitable AGP

<sup>145</sup> Sport England Facilities Costs Second Quarter 2020 – (<https://www.sportengland.org/facilities-planning/design-and-cost-guidance/cost-guidance/>)

<sup>146</sup> Lifecycle costs are based on the % of the total project cost per annum as set out in Sport England's Life Cycle Costs Natural Turf Pitches and Artificial Surfaces documents (2012)

## Scenario Three – Much Wenlock

The estimated additional population derived from housing growth from 1,219 dwellings with an occupancy rate of 2.36 per household is 2,877 people.

This population increase equates to 2.44 match equivalent sessions of demand per week for grass pitch sports, 0.19 match equivalent sessions of demand per week on AGPs for hockey and 21.42 match equivalent sessions of demand per season for cricket.

Training demand equates to 4.31 hours of use per week for football on 3G pitches and hockey equates to 0.47 hours of use per week on AGPs. There are also 0.33 match equivalent sessions per week of training for rugby union on a floodlit grass pitch.

Table 7.35: Likely demand for grass pitch sports generated from 1,219 dwellings

Pitch sport	Estimated demand by sport for 1,219 dwellings	
	Match demand (MES) per week <sup>147</sup>	Training demand <sup>148</sup>
Adult football	0.41	4.31 hours
Youth football	1.10	
Mini soccer	0.64	
Rugby union	0.29	0.33 match equivalent sessions
Adult hockey	0.13	0.39 hours
Junior & mixed hockey	0.06	0.08 hours
Cricket	21.42	-

The table below translates estimated demand into new pitch provision with associated capital and lifestyle costs.

Table 7.36: Estimated demand and costs for new pitch provision

Pitch type	Estimated demand and costs for new pitches			Changing rooms	
	Number of pitches to meet demand	Capital cost <sup>149</sup>	Lifecycle Cost (per annum) <sup>150</sup>	Number	Capital cost
Adult football	0 (0.41)	£37,455	£7,903	0.81	£129,220
Youth football	1 (1.1)	£81,236	£17,059	1.43	£226,852
Mini soccer	1 (0.64)	£14,774	£3,103	0	£0
Rugby union	0 (0.29)	£37,580	£8,042	0.58	£92,607
Cricket	0 (0.48)	£131,187	£26,500	0.97	£153,423
Sand based AGPs	0 (0.03)	£25,043	£776	0.07	£10,409
3G	0 (0.11)	£103,739	£4,172	0.23	£35,970
<b>Total</b>	<b>2</b>	<b>£431,014</b>	<b>£67,555</b>	<b>4.09</b>	<b>£648, 481</b>

<sup>147</sup> As per the PPS Guidance, demand for cricket is considered in terms of match equivalent sessions per season rather than per week.

<sup>148</sup> Hours equate to access to a full size floodlit 3G pitch or hockey suitable AGP

<sup>149</sup> Sport England Facilities Costs Second Quarter 2020 – (<https://www.sportengland.org/facilities-planning/design-and-cost-guidance/cost-guidance/>)

<sup>150</sup> Lifecycle costs are based on the % of the total project cost per annum as set out in Sport England's Life Cycle Costs Natural Turf Pitches and Artificial Surfaces documents (2012)

## Scenario Three – Pontesbury and Minsterley

The estimated additional population derived from housing growth from 81 dwellings with an occupancy rate of 2.36 per household is 191 people.

This population increase equates to 0.16 match equivalent sessions of demand per week for grass pitch sports, 0.01 match equivalent sessions of demand per week on AGPs for hockey and 1.42 match equivalent sessions of demand per season for cricket.

Training demand equates to 0.29 hours of use per week for football on 3G pitches and hockey equates to 0.04 hours of use per week on AGPs. There are also 0.02 match equivalent sessions per week of training for rugby union on a floodlit grass pitch.

Table 7.37: Likely demand for grass pitch sports generated from 81 dwellings

Pitch sport	Estimated demand by sport for 81 dwellings	
	Match demand (MES) per week <sup>151</sup>	Training demand <sup>152</sup>
Adult football	0.03	0.29 hours
Youth football	0.07	
Mini soccer	0.04	
Rugby union	0.02	0.02 match equivalent sessions
Adult hockey	0.01	0.03 hours
Junior & mixed hockey	0.00	0.01 hours
Cricket	1.42	-

The table below translates estimated demand into new pitch provision with associated capital and lifestyle costs.

Table 7.38: Estimated demand and costs for new pitch provision

Pitch type	Estimated demand and costs for new pitches			Changing rooms	
	Number of pitches to meet demand	Capital cost <sup>153</sup>	Lifecycle Cost (per annum) <sup>154</sup>	Number	Capital cost
Adult football	0 (0.03)	£2,487	£525	0.05	£8,579
Youth football	0 (0.07)	£5,393	£1,133	0.09	£15,060
Mini soccer	0 (0.04)	£981	£206	0	£0
Rugby union	0 (0.02)	£2,495	£534	0.04	£6,148
Cricket	0 (0.03)	£8,709	£1,759	0.06	£10,186
Sand based AGPs	0 (0.0)	£1,663	£52	0	£691
3G	0 (0.01)	£6,887	£277	0.02	£2,388
<b>Total</b>	<b>0</b>	<b>£28,615</b>	<b>£4,486</b>	<b>0.26</b>	<b>£43, 052</b>

<sup>151</sup> As per the PPS Guidance, demand for cricket is considered in terms of match equivalent sessions per season rather than per week.

<sup>152</sup> Hours equate to access to a full size floodlit 3G pitch or hockey suitable AGP

<sup>153</sup> Sport England Facilities Costs Second Quarter 2020 – (<https://www.sportengland.org/facilities-planning/design-and-cost-guidance/cost-guidance/>)

<sup>154</sup> Lifecycle costs are based on the % of the total project cost per annum as set out in Sport England's Life Cycle Costs Natural Turf Pitches and Artificial Surfaces documents (2012)

## Scenario Three – Oswestry

The estimated additional population derived from housing growth from 2,417 dwellings with an occupancy rate of 2.36 per household is 5,704 people.

This population increase equates to 4.85 match equivalent sessions of demand per week for grass pitch sports, 0.58 match equivalent sessions of demand per week on AGPs for hockey and 42.47 match equivalent sessions of demand per season for cricket.

Training demand equates to 8.54 hours of use per week for football on 3G pitches and hockey equates to 0.93 hours of use per week on AGPs. There are also 0.66 match equivalent sessions per week of training for rugby union on a floodlit grass pitch.

Table 7.39: Likely demand for grass pitch sports generated from 2,417 dwellings

Pitch sport	Estimated demand by sport for 2,417 dwellings	
	Match demand (MES) per week <sup>155</sup>	Training demand <sup>156</sup>
Adult football	0.81	8.54 hours
Youth football	2.19	
Mini soccer	1.27	
Rugby union	0.58	0.66 match equivalent sessions
Adult hockey	0.26	0.78 hours
Junior & mixed hockey	0.12	0.15 hours
Cricket	42.47	-

The table below translates estimated demand into new pitch provision with associated capital and lifestyle costs.

Table 7.40: Estimated demand and costs for new pitch provision

Pitch type	Estimated demand and costs for new pitches			Changing rooms	
	Number of pitches to meet demand	Capital cost <sup>157</sup>	Lifecycle Cost (per annum) <sup>158</sup>	Number	Capital cost
Adult football	1 (0.81)	£74,259	£15,669	1.61	£256,193
Youth football	2 (2.19)	£161,059	£33,822	2.83	£449,762
Mini soccer	1 (1.27)	£29,291	£6,151	0	£0
Rugby union	1 (0.58)	£74,506	£15,944	1.16	£183,605
Cricket	1 (0.96)	£260,095	£52,539	1.92	£304,179
Sand based AGPs	0 (0.07)	£49,650	£1,539	0.13	£20,638
3G	0 (0.22)	£205,676	£8,272	0.45	£71,315
<b>Total</b>	<b>6</b>	<b>£854,536</b>	<b>£133,936</b>	<b>8.1</b>	<b>£1,285, 692</b>

<sup>155</sup> As per the PPS Guidance, demand for cricket is considered in terms of match equivalent sessions per season rather than per week.

<sup>156</sup> Hours equate to access to a full size floodlit 3G pitch or hockey suitable AGP

<sup>157</sup> Sport England Facilities Costs Second Quarter 2020 – (<https://www.sportengland.org/facilities-planning/design-and-cost-guidance/cost-guidance/>)

<sup>158</sup> Lifecycle costs are based on the % of the total project cost per annum as set out in Sport England's Life Cycle Costs Natural Turf Pitches and Artificial Surfaces documents (2012)

## Scenario Three – Shifnal

The estimated additional population derived from housing growth from 322 dwellings with an occupancy rate of 2.36 per household is 760 people.

This population increase equates to 0.65 match equivalent sessions of demand per week for grass pitch sports, 0.08 match equivalent sessions of demand per week on AGPs for hockey and 5.66 match equivalent sessions of demand per season for cricket.

Training demand equates to 1.14 hours of use per week for football on 3G pitches and hockey equates to 0.09 hours of use per week on AGPs. There are also 0.12 match equivalent sessions per week of training for rugby union on a floodlit grass pitch.

Table 7.41: Likely demand for grass pitch sports generated from 322 dwellings

Pitch sport	Estimated demand by sport for 322 dwellings	
	Match demand (MES) per week <sup>159</sup>	Training demand <sup>160</sup>
Adult football	0.11	1.14 hours
Youth football	0.29	
Mini soccer	0.17	
Rugby union	0.08	0.09 match equivalent sessions
Adult hockey	0.03	0.10 hours
Junior & mixed hockey	0.02	0.02 hours
Cricket	5.66	-

The table below translates estimated demand into new pitch provision with associated capital and lifestyle costs.

Table 7.42: Estimated demand and costs for new pitch provision

Pitch type	Estimated demand and costs for new pitches			Changing rooms	
	Number of pitches to meet demand	Capital cost <sup>161</sup>	Lifecycle Cost (per annum) <sup>162</sup>	Number	Capital cost
Adult football	0 (0.11)	£9,894	£2,088	0.22	£34,135
Youth football	0 (0.29)	£21,460	£4,506	0.38	£59,926
Mini soccer	0 (0.17)	£3,903	£820	0	£0
Rugby union	0 (0.08)	£9,927	£2,124	0.15	£24,464
Cricket	0 (0.13)	£34,655	£7,000	0.26	£40,529
Sand based AGPs	0 (0.01)	£6,615	£205	0.02	£2,750
3G	0 (0.03)	£27,404	£1,102	0.06	£9,502
<b>Total</b>	<b>0</b>	<b>£113,858</b>	<b>£17,845</b>	<b>1.09</b>	<b>£171,306</b>

<sup>159</sup> As per the PPS Guidance, demand for cricket is considered in terms of match equivalent sessions per season rather than per week.

<sup>160</sup> Hours equate to access to a full size floodlit 3G pitch or hockey suitable AGP

<sup>161</sup> Sport England Facilities Costs Second Quarter 2020 – (<https://www.sportengland.org/facilities-planning/design-and-cost-guidance/cost-guidance/>)

<sup>162</sup> Lifecycle costs are based on the % of the total project cost per annum as set out in Sport England's Life Cycle Costs Natural Turf Pitches and Artificial Surfaces documents (2012)

## Scenario Three – Shrewsbury

The estimated additional population derived from housing growth from 4,456 dwellings with an occupancy rate of 2.36 per household is 10,516 people.

This population increase equates to 8.94 match equivalent sessions of demand per week for grass pitch sports, 1.07 match equivalent sessions of demand per week on AGPs for hockey and 78.31 match equivalent sessions of demand per season for cricket.

Training demand equates to 15.74 hours of use per week for football on 3G pitches and hockey equates to 1.72 hours of use per week on AGPs. There are also 1.22 match equivalent sessions per week of training for rugby union on a floodlit grass pitch.

Table 7.43: Likely demand for grass pitch sports generated from 4,456 dwellings

Pitch sport	Estimated demand by sport for 4,456 dwellings	
	Match demand (MES) per week <sup>163</sup>	Training demand <sup>164</sup>
Adult football	1.49	15.74 hours
Youth football	4.03	
Mini soccer	2.35	
Rugby union	1.07	1.22 match equivalent sessions
Adult hockey	0.48	1.44 hours
Junior & mixed hockey	0.21	0.28 hours
Cricket	78.31	-

The table below translates estimated demand into new pitch provision with associated capital and lifestyle costs.

Table 7.44: Estimated demand and costs for new pitch provision

Pitch type	Estimated demand and costs for new pitches			Changing rooms	
	Number of pitches to meet demand	Capital cost <sup>165</sup>	Lifecycle Cost (per annum) <sup>166</sup>	Number	Capital cost
Adult football	1 (1.49)	£136,905	£28,887	2.98	£472,323
Youth football	4 (4.03)	£296,932	£62,356	5.22	£829,189
Mini soccer	2 (2.35)	£54,001	£11,340	0	£0
Rugby union	1 (1.07)	£137,361	£29,395	2.13	£338,498
Cricket	2 (1.77)	£479,516	£96,862	3.53	£560,789
Sand based AGPs	0 (0.12)	£91,536	£2,838	0.24	£38,048
3G	0 (0.41)	£379,187	£15,250	0.83	£131,477
<b>Total</b>	<b>10</b>	<b>£1,575,438</b>	<b>£246,928</b>	<b>14.93</b>	<b>£2,370,324</b>

<sup>163</sup> As per the PPS Guidance, demand for cricket is considered in terms of match equivalent sessions per season rather than per week.

<sup>164</sup> Hours equate to access to a full size floodlit 3G pitch or hockey suitable AGP

<sup>165</sup> Sport England Facilities Costs Second Quarter 2020 – (<https://www.sportengland.org/facilities-planning/design-and-cost-guidance/cost-guidance/>)

<sup>166</sup> Lifecycle costs are based on the % of the total project cost per annum as set out in Sport England's Life Cycle Costs Natural Turf Pitches and Artificial Surfaces documents (2012)

## Scenario Three – Wem

The estimated additional population derived from housing growth from 569 dwellings with an occupancy rate of 2.36 per household is 1,343 people.

This population increase equates to 1.15 match equivalent sessions of demand per week for grass pitch sports, 0.09 match equivalent sessions of demand per week on AGPs for hockey and 10.00 match equivalent sessions of demand per season for cricket.

Training demand equates to 2.01 hours of use per week for football on 3G pitches and hockey equates to 0.22 hours of use per week on AGPs. There are also 0.16 match equivalent sessions per week of training for rugby union on a floodlit grass pitch.

Table 7.45: Likely demand for grass pitch sports generated from 569 dwellings

Pitch sport	Estimated demand by sport for 569 dwellings	
	Match demand (MES) per week <sup>167</sup>	Training demand <sup>168</sup>
Adult football	0.19	2.01 hours
Youth football	0.52	
Mini soccer	0.30	
Rugby union	0.14	0.16 match equivalent sessions
Adult hockey	0.06	0.18 hours
Junior & mixed hockey	0.03	0.04 hours
Cricket	10.00	-

The table below translates estimated demand into new pitch provision with associated capital and lifestyle costs.

Table 7.46: Estimated demand and costs for new pitch provision

Pitch type	Estimated demand and costs for new pitches			Changing rooms	
	Number of pitches to meet demand	Capital cost <sup>169</sup>	Lifecycle Cost (per annum) <sup>170</sup>	Number	Capital cost
Adult football	0 (0.19)	£17,484	£3,689	0.38	£60,320
Youth football	1 (0.52)	£37,921	£7,963	0.67	£105,896
Mini soccer	0 (0.3)	£6,897	£1,448	0	£0
Rugby union	0 (0.14)	£17,542	£3,754	0.27	£43,230
Cricket	0 (0.23)	£61,239	£12,370	0.45	£71,619
Sand based AGPs	0 (0.02)	£11,690	£362	0.03	£4,859
3G	0 (0.05)	£48,426	£1,948	0.11	£16,791
<b>Total</b>	<b>1</b>	<b>£201,199</b>	<b>£31,534</b>	<b>1.91</b>	<b>£302,715</b>

<sup>167</sup> As per the PPS Guidance, demand for cricket is considered in terms of match equivalent sessions per season rather than per week.

<sup>168</sup> Hours equate to access to a full size floodlit 3G pitch or hockey suitable AGP

<sup>169</sup> Sport England Facilities Costs Second Quarter 2020 – (<https://www.sportengland.org/facilities-planning/design-and-cost-guidance/cost-guidance/>)

<sup>170</sup> Lifecycle costs are based on the % of the total project cost per annum as set out in Sport England's Life Cycle Costs Natural Turf Pitches and Artificial Surfaces documents (2012)

## Scenario Three – Whitchurch

The estimated additional population derived from housing growth from 718 dwellings with an occupancy rate of 2.36 per household is 1,694 people.

This population increase equates to 1.44 match equivalent sessions of demand per week for grass pitch sports, 0.25 match equivalent sessions of demand per week on AGPs for hockey and 12.61 match equivalent sessions of demand per season for cricket.

Training demand equates to 2.54 hours of use per week for football on 3G pitches and hockey equates to 0.27 hours of use per week on AGPs. There are also 0.20 match equivalent sessions per week of training for rugby union on a floodlit grass pitch.

Table 7.47: Likely demand for grass pitch sports generated from 718 dwellings

Pitch sport	Estimated demand by sport for 718 dwellings	
	Match demand (MES) per week <sup>171</sup>	Training demand <sup>172</sup>
Adult football	0.24	2.54 hours
Youth football	0.65	
Mini soccer	0.38	
Rugby union	0.17	0.20 match equivalent sessions
Adult hockey	0.08	0.23 hours
Junior & mixed hockey	0.03	0.04 hours
Cricket	12.61	-

The table below translates estimated demand into new pitch provision with associated capital and lifestyle costs.

Table 7.48: Estimated demand and costs for new pitch provision

Pitch type	Estimated demand and costs for new pitches			Changing rooms	
	Number of pitches to meet demand	Capital cost <sup>173</sup>	Lifecycle Cost (per annum) <sup>174</sup>	Number	Capital cost
Adult football	0 (0.24)	£22,054	£4,653	0.48	£76,085
Youth football	1 (0.65)	£47,832	£10,045	0.84	£133,572
Mini soccer	0 (0.38)	£8,699	£1,827	0	£0
Rugby union	0 (0.17)	£22,127	£4,735	0.34	£54,528
Cricket	0 (0.28)	£77,244	£15,603	0.57	£90,336
Sand based AGPs	0 (0.02)	£14,745	£457	0.04	£6,129
3G	0 (0.07)	£61,082	£2,457	0.13	£21,179
<b>Total</b>	<b>1</b>	<b>£253,783</b>	<b>£39,777</b>	<b>2.4</b>	<b>£381,829</b>

<sup>171</sup> As per the PPS Guidance, demand for cricket is considered in terms of match equivalent sessions per season rather than per week.

<sup>172</sup> Hours equate to access to a full size floodlit 3G pitch or hockey suitable AGP

<sup>173</sup> Sport England Facilities Costs Second Quarter 2020 – (<https://www.sportengland.org/facilities-planning/design-and-cost-guidance/cost-guidance/>)

<sup>174</sup> Lifecycle costs are based on the % of the total project cost per annum as set out in Sport England's Life Cycle Costs Natural Turf Pitches and Artificial Surfaces documents (2012)

## APPENDIX FIVE: ADDITIONAL FLOOD ZONE MAPPING

Please see Table 5.1 in PART 5: STRATEGIC RECOMMENDATIONS for map keys.

*Figure 5.1: Location of sporting sites within flood zones across Shrewsbury*

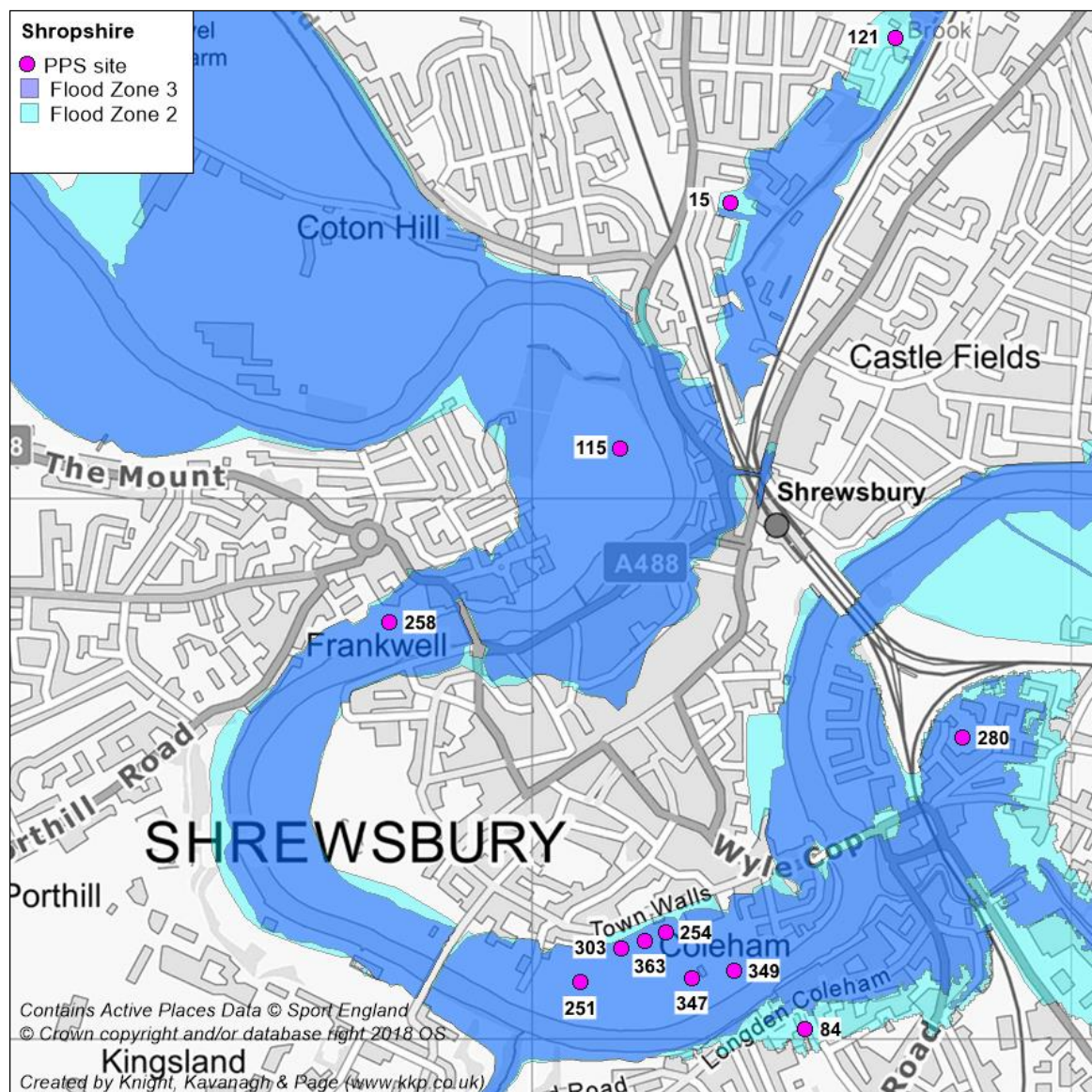


Figure 5.2: Location of sporting sites within flood zones across Church Stretton

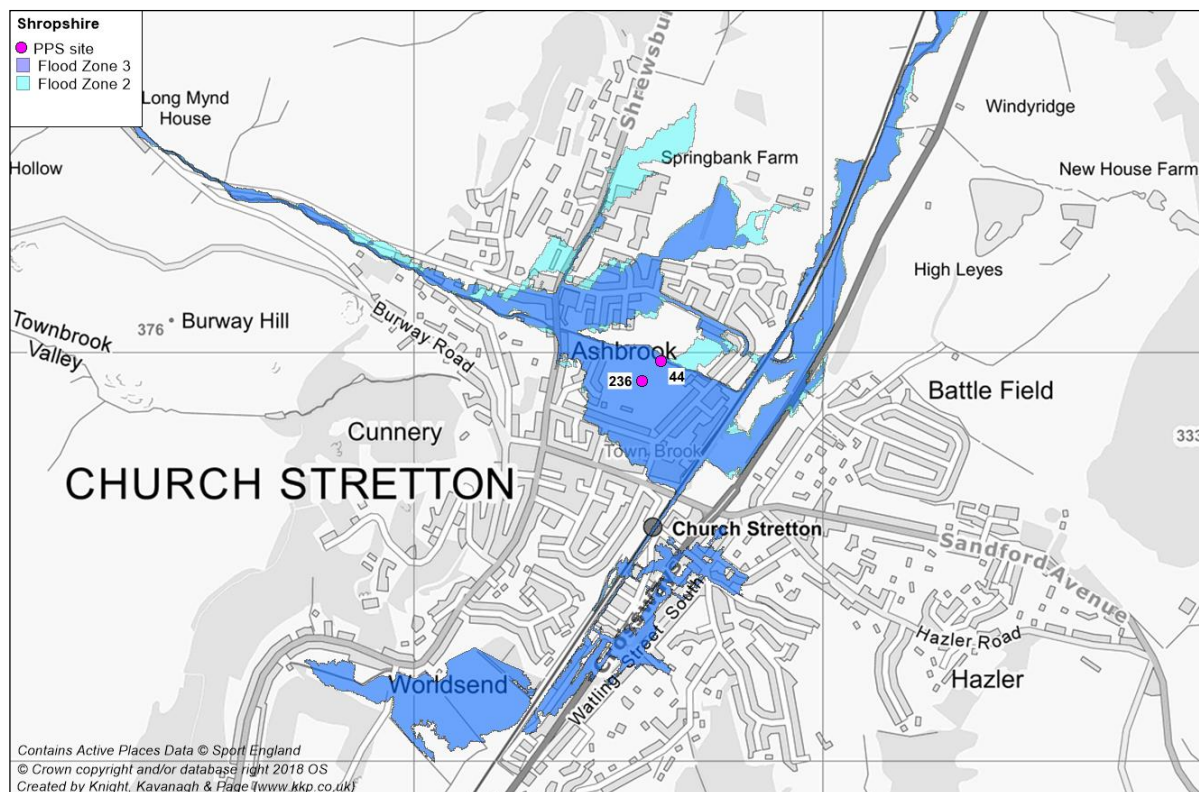


Figure 5.3: Location of sporting sites within flood zones across Buildwas

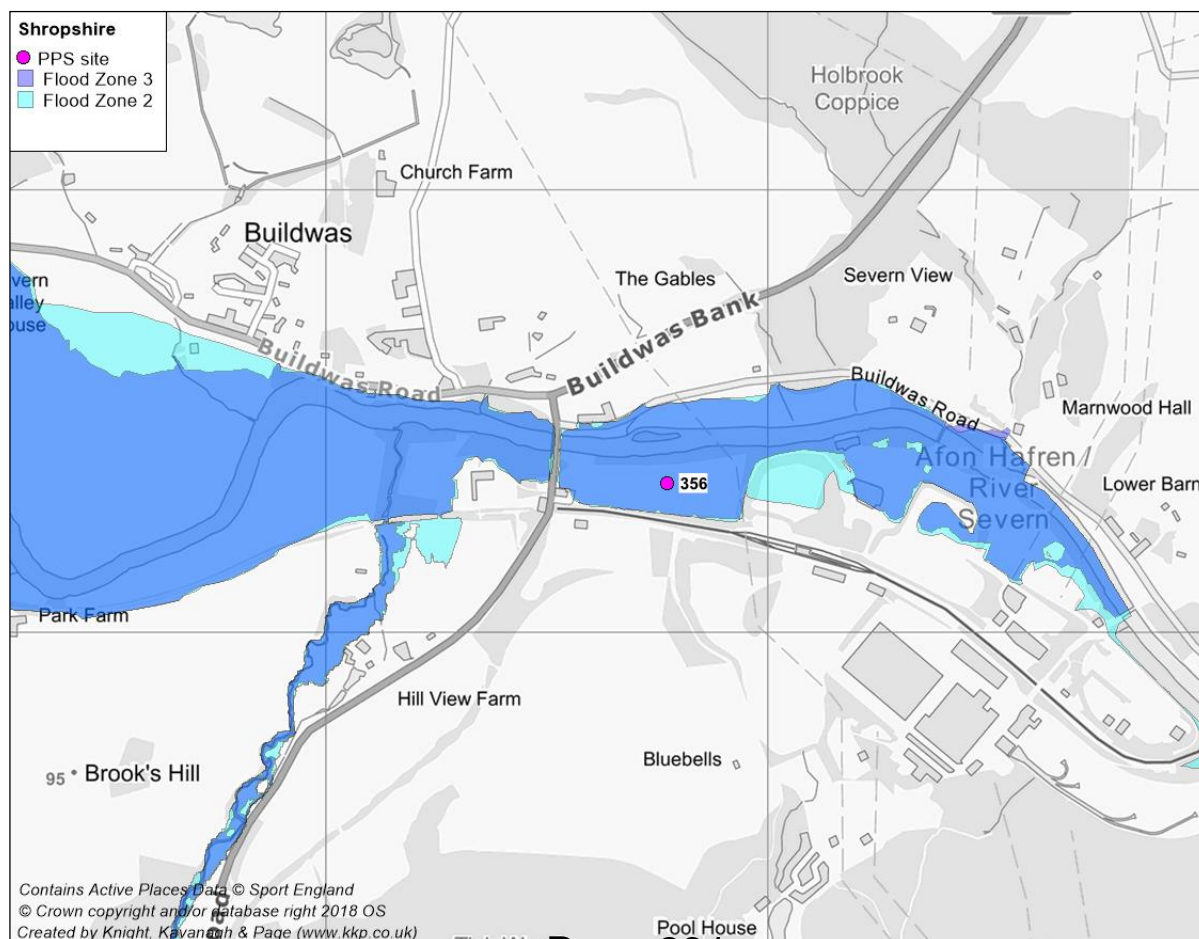


Figure 5.4: Location of sporting sites within flood zones across Albrighton

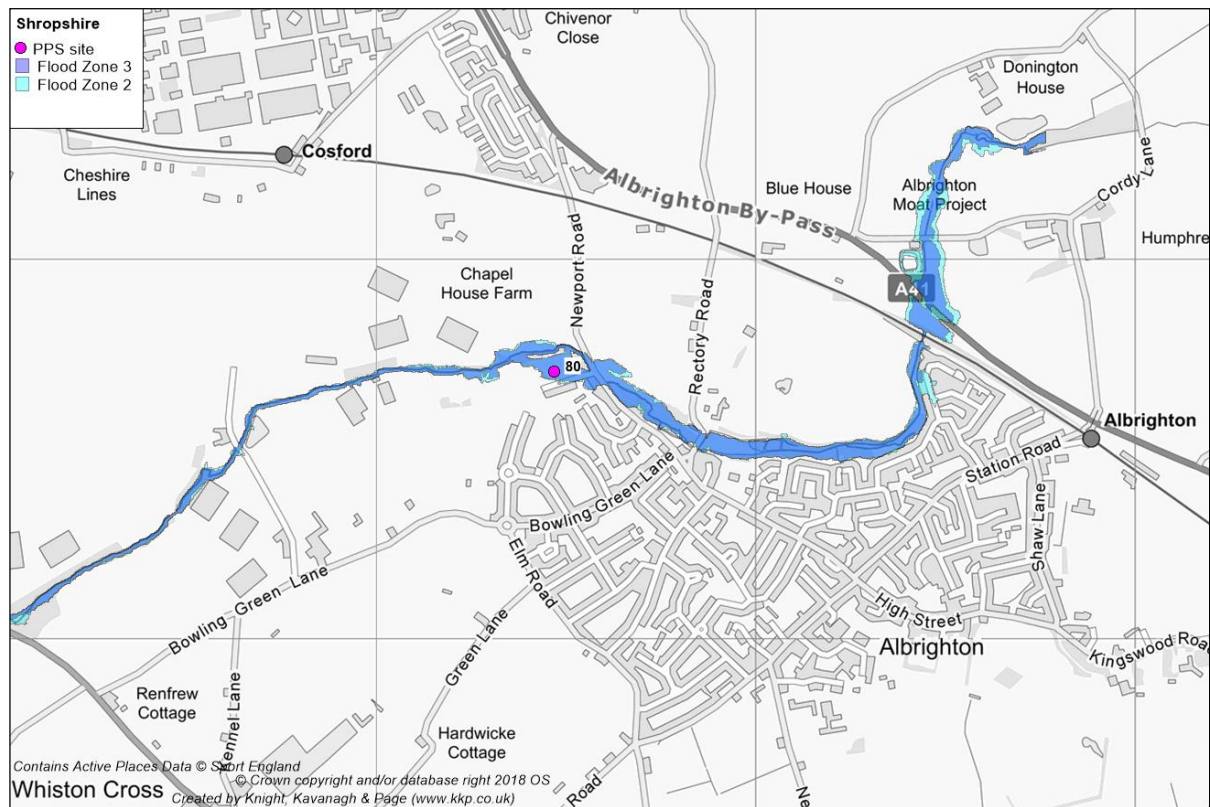


Figure 5.5: Location of sporting sites within flood zones across Ludlow

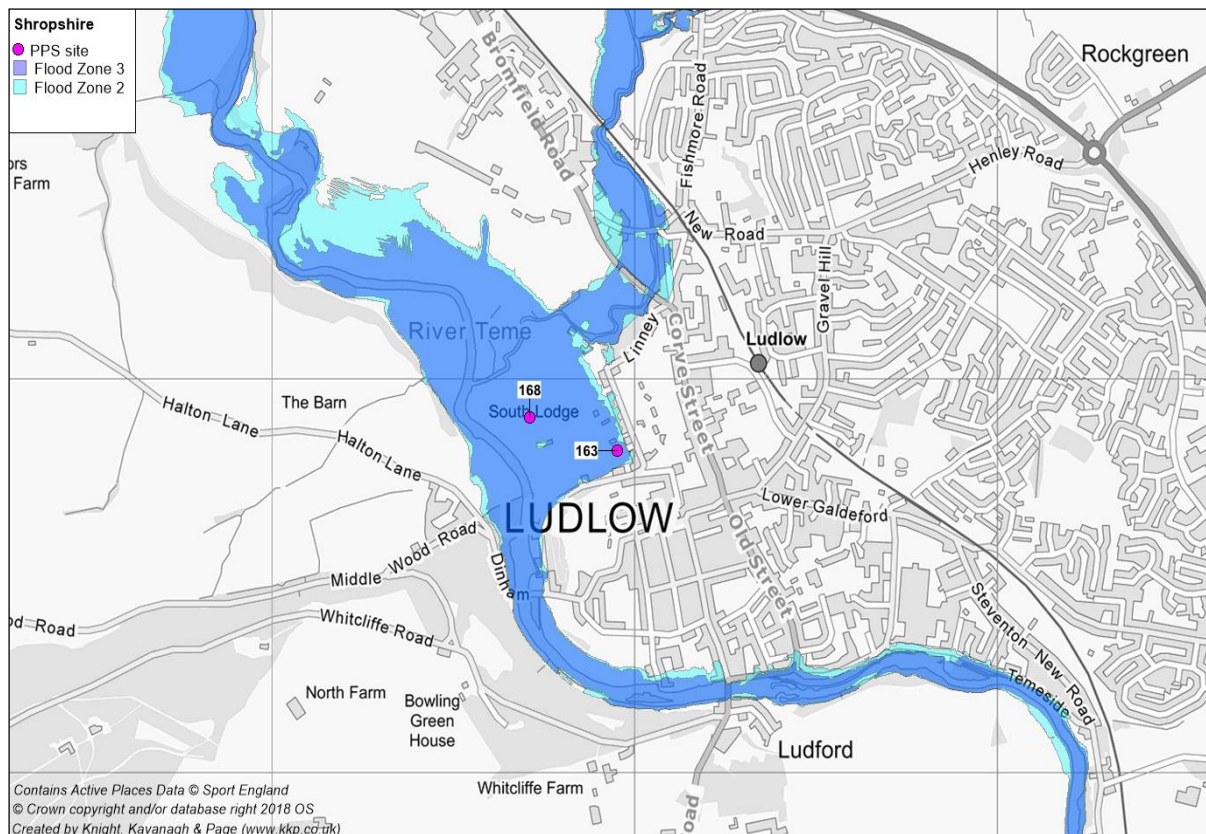


Figure 5.6: Location of sporting sites within flood zones across Gobowen

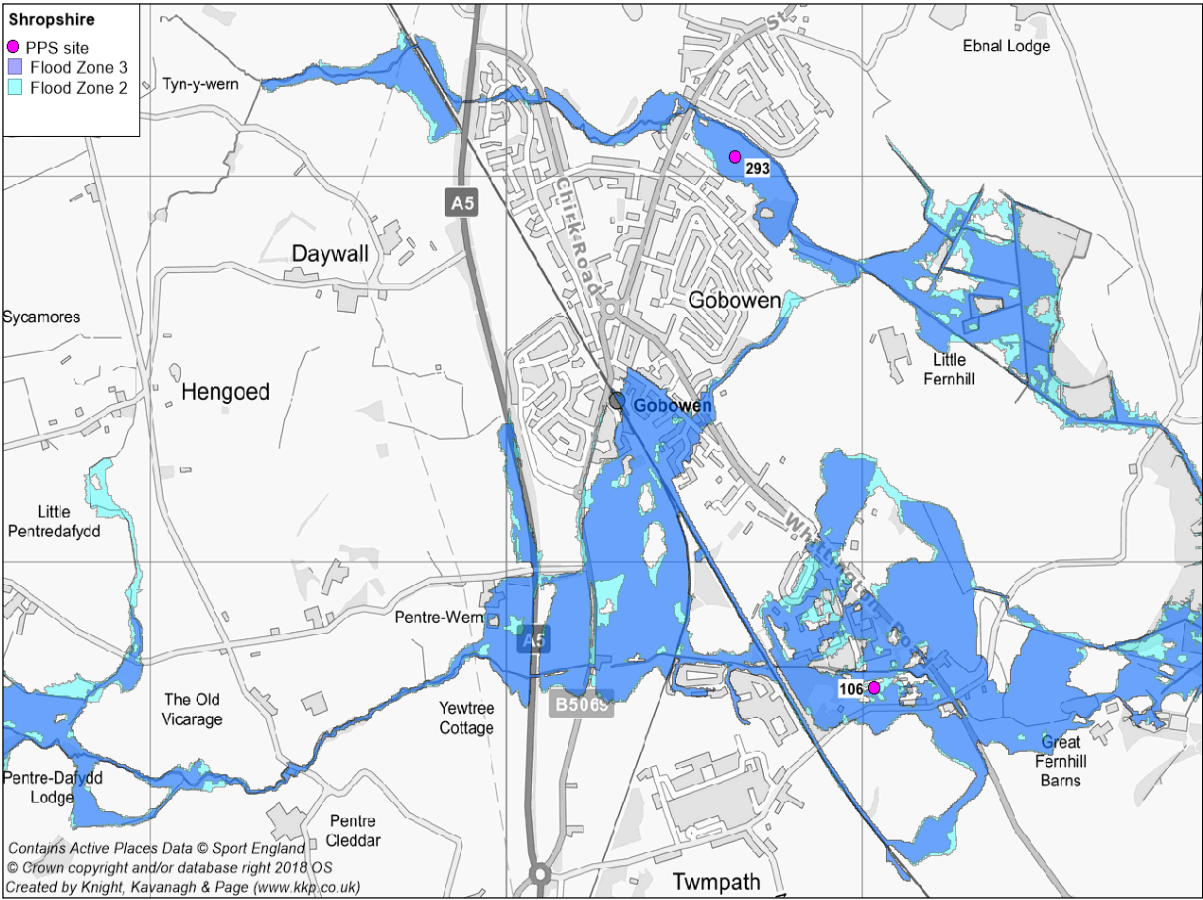


Figure 5.7: Location of sporting sites within flood zones across Ellesmere

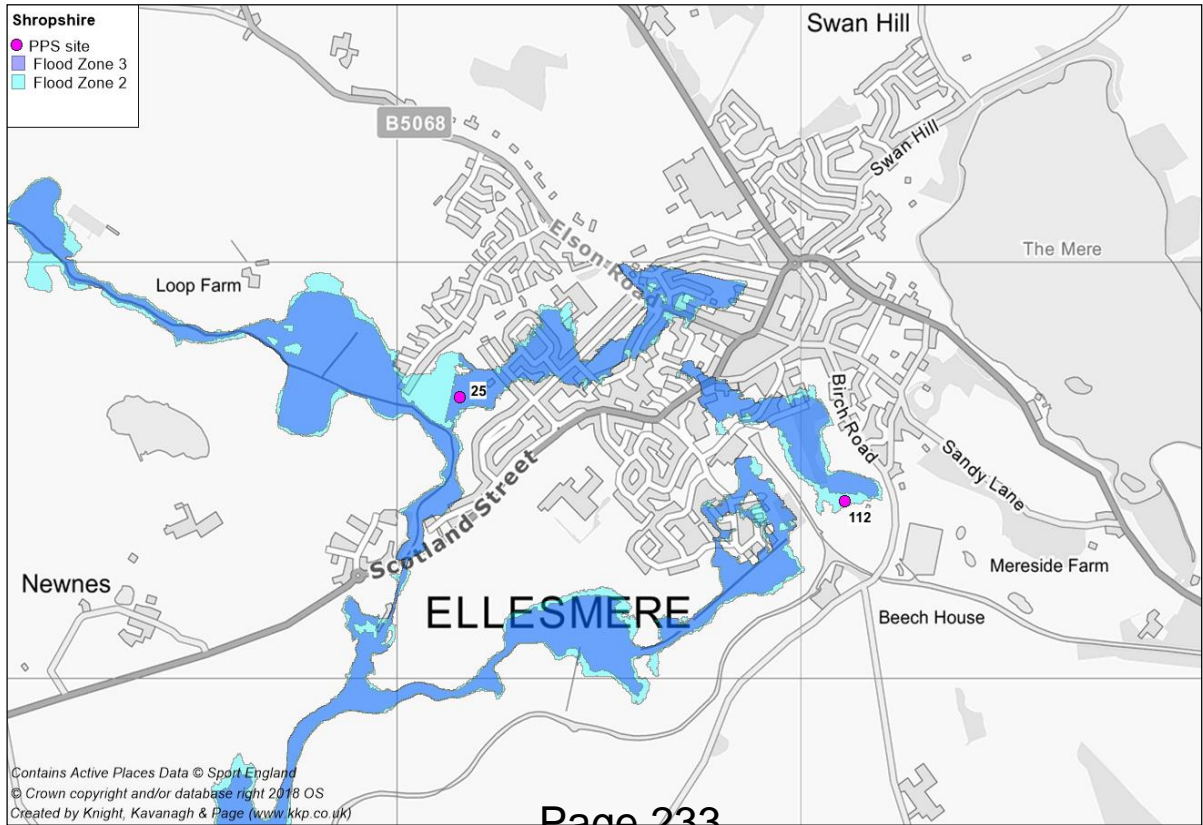


Figure 5.8: Location of sporting sites within flood zones across Whitchurch

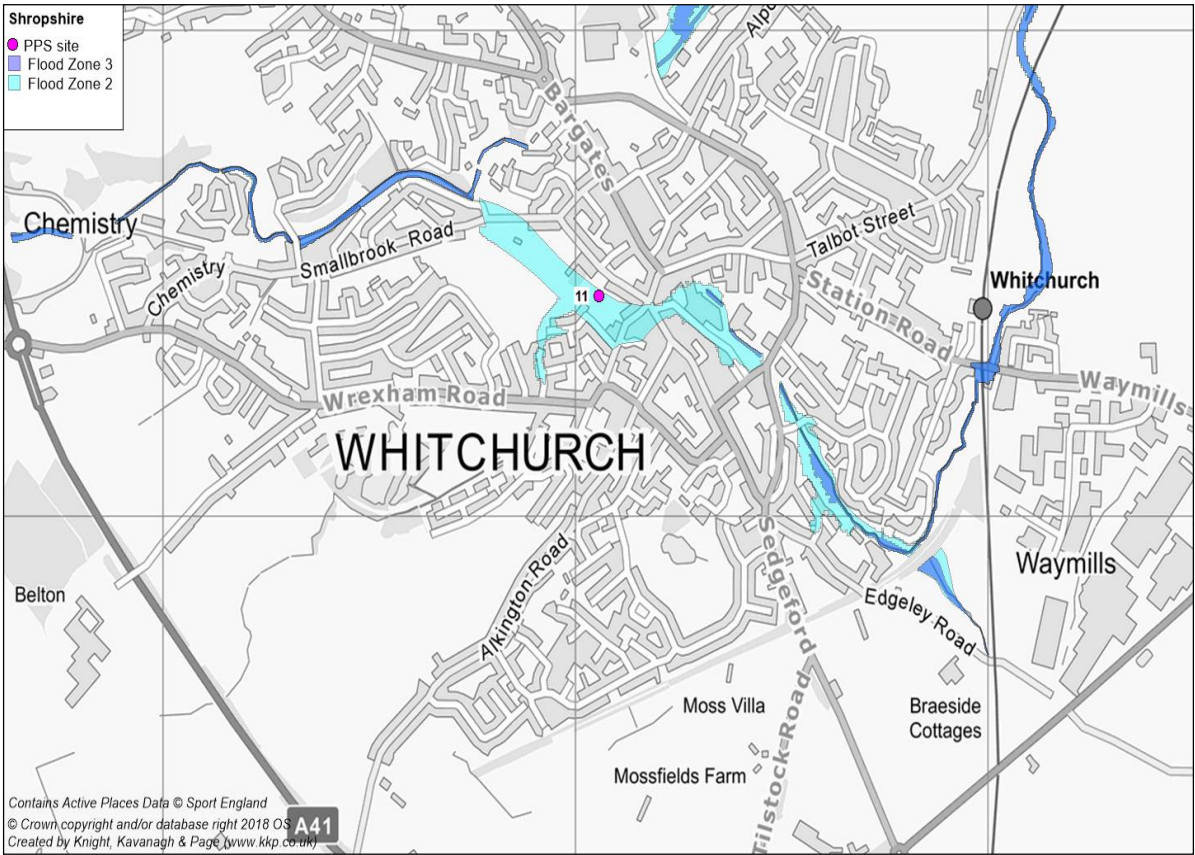
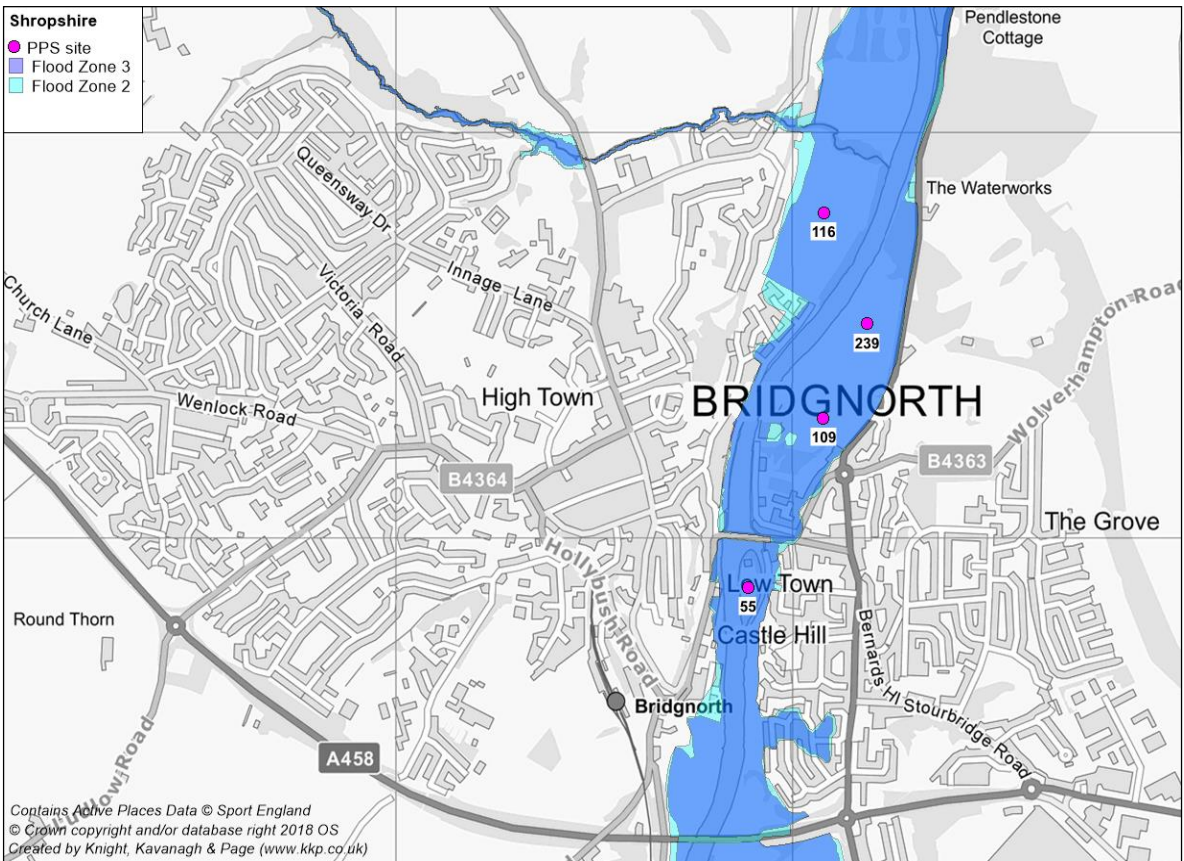


Figure 5.9: Location of sporting sites within flood zones across Bridgnorth





# SHROPSHIRE COUNCIL PLAYING PITCH & OUTDOOR SPORTS STRATEGY

## ASSESSMENT REPORT OCTOBER 2020

QUALITY, INTEGRITY, PROFESSIONALISM

**Knight, Kavanagh & Page Ltd**  
Company No: 9145032 (England)

MANAGEMENT CONSULTANTS

Registered Office: 1 -2 Frecheville Court, off Knowsley Street, Bury BL9 0UF  
T: 0161 764 7040 E: [mail@knp.co.uk](mailto:mail@knp.co.uk) [www.knp.co.uk](http://www.knp.co.uk)



**CONTENTS**

PART 1: INTRODUCTION AND METHODOLOGY .....	4
PART 2: FOOTBALL.....	16
PART 3: THIRD GENERATION TURF (3G) ARTIFICIAL GRASS PITCHES (AGPS) .....	54
PART 4: CRICKET .....	66
PART 5: RUGBY UNION .....	106
PART 6: HOCKEY .....	133
PART 7: BOWLS .....	150
PART 8: TENNIS .....	168
PART 9: NETBALL COURTS.....	189
PART 10: OTHER SPORTS .....	195
APPENDIX 1: SPORTING CONTEXT .....	197
APPENDIX 2: SPORT ENGLAND MARKET SEGMENTATION.....	204
APPENDIX 3: NON TECHNICAL ASSESSMENT SHEETS.....	207

# SHROPSHIRE COUNCIL

## PLAYING PITCH & OUTDOOR SPORTS STRATEGY

---

### GLOSSARY

3G	Third Generation (artificial turf)
AGP	Artificial Grass Pitch
ASC	All Stars Cricket
BARLA	British Amateur Rugby League Association
BC	Bowls Club
CAT	Community Asset Transfer
CASC	Community Amateur Sports Club
CC	Cricket Club
CFA	County Football Association
CSP	County Sports Partnership
EA	England Athletics
ECB	England and Wales Cricket Board
EH	England Hockey
FA	Football Association
FC	Football Club
FF	Football Foundation
FIFA	Fédération Internationale de Football Association
FIT	Fields in Trust
FPM	Facilities Planning Model
GIS	Geographical Information Systems
GMA	Grounds Management Association
HC	Hockey Club
KKP	Knight, Kavanagh and Page
LMS	Last Man Stands
LPR	Local Plan Review
LTA	Lawn Tennis Association
MUGA	Multi use games area
NGB	National Governing Body
NHS	National Health Service
NPPF	National Planning Policy Framework
PC	Parish Council
PGA	Professional Golfers Association
PPS	Playing Pitch Strategy
PQS	Performance Quality Standard
RFL	Rugby Football League
RFU	Rugby Football Union
RUFC	Rugby Union Football Club
S106	Section 106
SCCB	Shropshire Cricket Board
SE	Sport England
TBTT	Transforming British Tennis Together
TGR	Team Generation Rate
TC	Tennis Club / Town Council
WR	World Rugby
U	Under

### PART 1: INTRODUCTION AND METHODOLOGY

#### 1.1: Introduction

Knight, Kavanagh & Page Ltd (KKP) was appointed by Shropshire Council (SC) to undertake an assessment of all formal sport and leisure facilities across the authority to assist in strategically planning for the future.

This report presents a supply and demand assessment of playing pitch and other outdoor sports facilities in accordance with Sport England's Playing Pitch Strategy Guidance: An approach to developing and delivering a playing pitch strategy. It has been followed to develop a clear picture of the balance between the local supply of, and demand for, playing pitches and other outdoor sports facilities.

The guidance details a stepped approach to developing a Playing Pitch & Outdoor Sports Strategy (PPOSS). These steps are separated into five distinct sections:

- ◀ Stage A: Prepare and tailor the approach (Step 1)
- ◀ Stage B: Gather information and views on the supply of and demand for provision (Steps 2 & 3)
- ◀ Stage C: Assess the supply and demand information and views (Steps 4, 5 & 6)
- ◀ Stage D: Develop the strategy (Steps 7 & 8)
- ◀ Stage E: Deliver the strategy and keep it robust and up to date (Steps 9 & 10)

Stages A to C are covered in this report.

#### 1.2: Why the strategy is being developed

The Playing Pitch & Outdoor Sports Strategy will form part of the evidence base for the Local Plan Review. It will provide a strategic framework to ensure that the provision of outdoor playing pitches meets the needs of residents (both existing and future) and visitors to the Shropshire Council area. It will also support those organisations, including the Council, involved in the provision of outdoor sports facilities in the county. The Strategy will be produced in accordance with Sport England guidance) and provide robust and objective justification for future playing pitch provision throughout Shropshire.

The study will also provide evidence to support funding bids from National Governing Bodies of Sport (NGBs) and Sport England. Furthermore, it will also support requests for developer contributions through new developments and will help focus internal revenue and capital spending in the medium term.

The PPOSS will ensure that a planned approach to sport and physical activity facilities takes place in Shropshire, ensuring that the community has access to high quality facilities as well as helping communities improve health and remain cohesive. It is considered to be imperative that where the Council provides facilities, they are as efficient and effective as possible due to continuing financial pressures.

Developing a strategic approach to the analysis of playing pitch supply and demand is necessary to:

- ◀ Protect playing pitches against development pressures on land in, and around, urban areas.
- ◀ Identify pitch (natural grass and artificial) supply and demand issues in relation to predicted population changes.

# SHROPSHIRE COUNCIL

## PLAYING PITCH & OUTDOOR SPORTS STRATEGY

---

- ◆ Address 'demand' pressures created as a result of specific sports development pressures e.g. growth of mini soccer and wider use of artificial grass pitches.
- ◆ Improve delivery of playing pitch facilities under Council ownership and management.

The PPOSS will provide an evidence base for planning decisions and funding bids along with background evidence to support Local Plan policies in relation to open space. It will ensure that this evidence is sound, robust and capable of being scrutinised through examination and meets the requirements of the National Planning Policy Framework (NPPF)<sup>1</sup>.

One of the core planning principles of the National Planning Policy Framework (NPPF) is to improve health, social and cultural wellbeing for all, and deliver sufficient community and cultural facilities and services to meet local needs. Paragraph 96 discusses the importance of access to high quality open spaces and opportunities for sport and recreation that can make an important contribution to the health and well-being of communities. Paragraphs 96 and 97 of the NPPF discuss assessments and the protection of "existing open space, sports and recreational buildings and land, including playing fields". The Playing Pitch Strategy will provide the evidence required to help protect playing fields to ensure sufficient land is available to meet existing and projected future pitch requirements.

### 1.3: Stage A: Prepare and tailor the approach

#### *Management arrangements*

A Project Team from the Council has worked with KKP to ensure that all relevant information is readily available and to support the consultants as necessary to ensure that project stages and milestones are delivered on time.

A strong and effective steering group has and will continue to lead and drive this PPOSS forward during its development and also to ensure the delivery of its recommendations and actions. The membership of the group is balanced and representative of the different parties and key drivers behind the work and the providers and users of playing pitches in the study area.

The Steering Group is and has been responsible for the direction of the PPOSS from a strategic perspective and for supporting, checking and challenging the work of the project team. The Steering Group is made up of representatives from the Council, Sport England and National Governing Bodies of Sport (NGBs).

It will be important for the Steering Group to continue once the PPOSS has been finalised for several reasons, including a continuing responsibility to:

- ◆ Be a champion for playing pitch provision in the area and promote the value and importance of the PPS.
- ◆ Support implementation of the PPS's recommendations and action plan.
- ◆ Monitor and evaluate the outcomes of the PPS.
- ◆ Ensure that the PPS is kept up to date and refreshed.

---

<sup>1</sup><http://www.sportengland.org/facilities-planning/planning-for-sport/forward-planning/>

# SHROPSHIRE COUNCIL

## PLAYING PITCH & OUTDOOR SPORTS STRATEGY

### ***Agreed scope***

The Assessment Report provides detail in respect of what provision exists, its condition, distribution and overall quality. It also considers the demand for facilities based on population distribution and planned growth. The full list of sports facilities covered is set out below.

The following types of outdoor sports facilities were agreed by the steering group for inclusion in the PPOSS:

- ◆ Football pitches (including 3G pitches)
- ◆ Cricket pitches
- ◆ Rugby union pitches (including 3G pitches)
- ◆ Hockey artificial grass pitches (AGPs)
- ◆ Tennis courts
- ◆ Netball courts
- ◆ Bowling greens

Pitch sports (e.g. football, rugby union, hockey and cricket) will be assessed using the guidance set out in Sport England's Playing Pitch Strategy Guidance: An approach to developing and delivering a playing pitch strategy. In addition, any other grass sport pitches identified during the project will also be included. If applicable, this accounts for sports such as rugby league, American football, Gaelic football and lacrosse.

Non-pitch sports (e.g. bowls, tennis and netball) will be assessed using Sport England's Assessing Needs and Opportunities Guidance (2014). This requires a different methodology to assess supply and demand to that used for pitch sports.

### ***Study area***

The study area will comprise the whole of Shropshire Council's administrative area. Cross boundary issues will also be explored to determine the level of imported and exported demand, recognising, for example, that people travel to and make use of strategic facilities irrespective of administrative boundaries. Neighbouring authorities include Wrexham, Cheshire East, Stafford, Telford and Wrekin, South Staffordshire, Wyre Forest, Malvern Hills, Herefordshire and Powys (Wales).

Further to this, analysis areas have been created to allow for a more localised assessment of provision and examination of playing pitch supply and demand at a local level. Due to its size, Shropshire will be broken into smaller subsections known as Analysis Areas. These analysis areas are amalgamations of the Place Plan Areas.

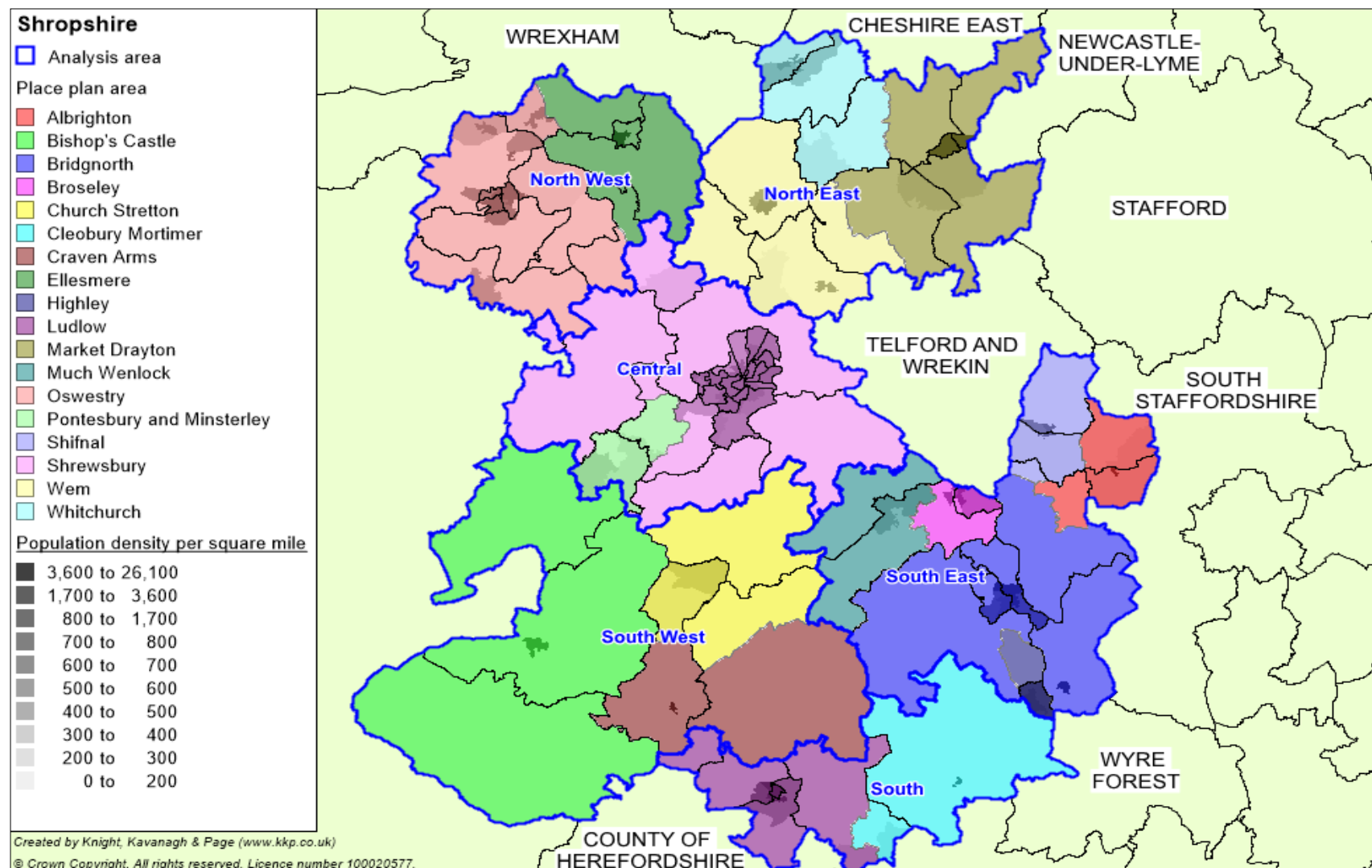
*Table 1.3: Agreed analysis areas*

Analysis area	Place plans
Central	Pontesbury & Minsterley and Shrewsbury
North East	Market Drayton, Wem and Whitchurch
North West	Ellesmere and Oswestry
South	Cleobury Mortimer and Ludlow
South East	Albrighton, Bridgnorth, Broseley, Highley, Much Wenlock and Shifnal
South West	Bishops Castle, Church Stretton and Craven Arms,

A map of the Place Plan areas can be seen overleaf in Figure 1.1.

# SHROPSHIRE COUNCIL PLAYING PITCH & OUTDOOR SPORTS STRATEGY

Figure 1.1: Place plan map



# SHROPSHIRE COUNCIL

## PLAYING PITCH & OUTDOOR SPORTS STRATEGY

---

### Local context

#### *The Local Plan*

The Shropshire Local Plan currently comprises the Core Strategy (adopted 2011) and the Site Allocations and Management of Development (SAMDev) Plan (adopted 2015), together with the adopted Neighbourhood Plans for Much Wenlock and Shifnal. These documents set out proposals for the use of land and policies to guide future development in order to help to deliver sustainable growth in Shropshire for the period up to 2026.

Shropshire Council is currently undertaking a Local Plan Review (LPR), which will;

- ◀ Allow for the consideration of updated information on development needs within the county
- ◀ Reflect changes to national policy and local strategies
- ◀ Extend the Plan period to 2038
- ◀ Provide a plan which will help to support growth and maintain local control over planning decisions during the period to 2038.

The Playing Pitch & Outdoor Sports Strategy (PPOSS) will be an evidence base document for the LPR. It will ensure that existing facilities are the most appropriate in terms of quantity, quality and location and consider how best to meet the additional needs generated by the planned housing and economic growth. Infrastructure priorities for the LPR are identified through the Local Plan Implementation Plan and its associated Place Plans. The Place Plans support the Implementation Plan by listing all the priorities, needs and aspirations on a place by place basis for Shropshire's communities. There are currently 18 Place Plans, one for each of the market towns in the county:

- |                     |                             |
|---------------------|-----------------------------|
| ◀ Albrighton        | ◀ Ludlow                    |
| ◀ Bishop's Castle   | ◀ Market Drayton            |
| ◀ Bridgnorth        | ◀ Minsterley and Pontesbury |
| ◀ Broseley          | ◀ Much Wenlock              |
| ◀ Church Stretton   | ◀ Oswestry                  |
| ◀ Cleobury Mortimer | ◀ Shifnal                   |
| ◀ Craven Arms       | ◀ Shrewsbury                |
| ◀ Ellesmere         | ◀ Wem                       |
| ◀ Highley           | ◀ Whitchurch                |

The Shropshire PPOSS will also take into consideration school provision, help mitigate any potential loss of playing field land identified in the LP and set out the need for provision based on housing growth.

The Playing Pitch & Outdoor Sports Strategy covers the period of 2019 – 2038, however, the Council has detailed plans to update the document in cohesion with any future refresh of its Local Plan Review (every five years). Please note the timeframe of when the Local Plan Review is updated may be prior to five years which would result in an earlier refresh of the PPOSS.

#### ***Shropshire Council Sports Development Team***

The Sports Development Team aims is to encourage and enable everyone in Shropshire to benefit from participating in sport and physical activity. It does this by working in partnership with key agencies and local, regional and national providers to develop and improve opportunities for anyone to engage in sport regardless of ability.

## SHROPSHIRE COUNCIL PLAYING PITCH & OUTDOOR SPORTS STRATEGY

---

In addition, it works in cohesion with Energize Shropshire and the neighbouring authority of Telford and Wrekin, to provide coaches with better support to help find the right coaching opportunities, to help with coach development opportunities, and to value and recognise the work that coaches do. Key roles for members of the Sports Development Team are:

- ✦ Increase the number of volunteers at community sports club.
- ✦ Assist clubs to achieve the Club Mark accreditation or the national governing body equivalent.
- ✦ Identify opportunities for school-age leaders to link to a club environment
- ✦ Link schools with sports coaches and support the transition of young people into community clubs.
- ✦ Support clubs and groups to write action plans that include continued development opportunities.
- ✦ Help clubs identify and apply to the right funding streams.
- ✦ Work with national governing bodies of sport and other partners to promote new opportunities and initiatives in Shropshire.

### ***Shropshire Community Asset Transfer Policy<sup>2</sup>***

Shropshire is one of the most sparsely populated rural counties in England, with around 94% of its area classified as rural.

As part of the Council's objective to strengthen local towns and villages, through working with the local Town or Parish Councils or the Voluntary Sector, it may enable the transfer of suitable land or buildings to a community group or organisation.

The Community Asset Transfer Policy sets out the Council's approach to Community Asset Transfer and provides information on organisations that can provide a wide range of advice for those groups who are keen to take on an asset to manage for the benefit of their local community. These groups can include Community Amateur Sports Clubs (CASC).

The Policy has been prepared in conjunction with representatives of the Voluntary and Community Sector Assembly and will help to support the Council's core objectives of encouraging our communities to flourish and making Shropshire a better place.

### ***Shropshire Playing Fields Association***

Shropshire Playing Fields Association (SPFA) provides advice and support to promote good practice and works to ensure that the importance of sport, play and leisure is recognised by policy makers, planners, and the public. The SPFA have three key objectives these are to:

- ✦ Protect against the loss of accessible outdoor sport, play and informal recreation facilities.
- ✦ Support the enhancement of existing outdoor facilities through improving their quality, design, accessibility, and management.
- ✦ Support the provision of new accessible facilities that are fit for purpose, to meet the demand across all local communities for participation in sport, play, leisure, and recreation now and in the future.

Over the years SPFA has worked on a voluntary basis across all sports offering an independent voice, by lobbying decision makers on a wide number of issues and practical cases. It is supportive of the idea of an outdoor playing pitch strategy.

---

<sup>2</sup> <https://www.shropshire.gov.uk/media/6275/cat-policy-21-jun-17.pdf>

### 1.4: Stage B: Gather information and views on the supply of and demand for provision

A clear picture of supply and demand for outdoor sports facilities in Shropshire needs to be provided to include an accurate assessment of quantity and quality. This is achieved through consultation with key stakeholders to ensure that they inform the subsequent strategy. It informs current demand, adequacy, usage, future demand and strategies for maintenance and investment for outdoor sports facilities.

#### ***Gather supply information and views – an audit of playing pitches***

PPS guidance uses the following definitions of a playing pitch and playing field. These definitions are set out by the Government in the 2015 'Town and Country Planning (Development Management Procedure) (England) Order'.<sup>3</sup>

- ◀ ***Playing pitch*** – a delineated area which is used for association football, rugby, cricket, hockey, lacrosse, rounders, baseball, softball, American football, Australian football, Gaelic football, shinty, hurling, polo or cycle polo.
- ◀ ***Playing field*** – the whole of a site of at least 0.2ha or more which encompasses at least one playing pitch.

---

<sup>3</sup>. [www.sportengland.org](http://www.sportengland.org)>Facilities and Planning> Planning Applications

## SHROPSHIRE COUNCIL PLAYING PITCH & OUTDOOR SPORTS STRATEGY

---

Although the statutory definition of a playing field sets out a minimum size, this PPS takes into account smaller sized sites that contribute to the supply side, for example, a site containing a mini 5v5 football pitch. This PPS counts individual grass pitches (as a delineated area) as the basic unit of supply. The definition of a playing pitch also includes artificial grass pitches (AGPs).

As far as possible the assessment report aims to capture all of the outdoor sports facilities within Shropshire. However, there may be instances, for example, on school sites, where access was not possible and has led to omissions within the report (although facilities at sites not accessed are still included within the PPS where provision is known to exist from other data sources). Where pitches have not been recorded within the report they remain as pitches and for planning purposes continue to be so. Furthermore, exclusions of a pitch does not mean that it is not required from a supply and demand point of view.

### *Quantity*

Where known, all outdoor sports facilities are included irrespective of ownership, management and use. Sites were initially identified using Sport England's Active Places web based database, with the Council and NGBs supporting the process by checking and updating this initial data. This was also verified against club information supplied by local leagues.

For each site, the following details were recorded in the project database:

- ◀ Site name, address (including postcode) and location
- ◀ Ownership and management type
- ◀ Security of tenure
- ◀ Total number, type and quality of outdoor sports facilities

### *Accessibility*

Not all outdoor sports facilities offer the same level of access to the community. The ownership and accessibility of provision also influences actual availability for community use. Each site is assigned a level of community use as follows:

- ◀ **Community use** - pitches in public, voluntary, private or commercial ownership or management (including education sites) recorded as being available for hire and currently in use by teams playing in community leagues.
- ◀ **Available but unused** - pitches that are available for hire but are not currently used by teams which play in community leagues; this most often applies to school sites but can also apply to sites which are expensive to hire.
- ◀ **No community use** - pitches which as a matter of policy or practice, are not available for hire or used by teams playing in community leagues. This should include professional club pitches along with some semi-professional club pitches, where play is restricted to the first or second team.
- ◀ **Disused** – sites that are not being used at all by any users and are not available for community hire either. Once these sites are disused for five or more years they will then be categorised as 'lapsed sites'.
- ◀ **Lapsed** - last known use was as a playing field more than five years ago. These fall outside of Sport England's statutory remit but still have to be assessed using the criteria in paragraph 97 of the National Planning Policy Framework and Sport England would nonetheless challenge a proposed loss of playing pitches/playing field which fails to meet such criteria. It should be emphasised that the lawful planning use of a lapsed site is still that of a playing field.

In addition, there should be a good degree of certainty that the pitch will be available to the community for at least the following three years. A judgement is made based on the information gathered and a record of secured or unsecured community use put against each site.

#### *Quality*

The capacity of provision to regularly provide for competitive play, training and other activity over a season is most often determined by their quality. As a minimum, the quality and therefore the capacity of provision affects the playing experience and people's enjoyment of a sport. In extreme circumstances it can result in a facility being unable to cater for all or certain types of play during peak and off-peak times.

It is not just the quality itself which has an effect on its capacity but also the quality, standard and range of ancillary facilities. The quality of both the outdoor sports facility and ancillary facilities will determine whether provision is able to contribute to meeting demand from various groups, and for different levels and types of play.

The quality of all outdoor sports facilities identified in the audit and the ancillary facilities supporting them are assessed regardless of ownership, management or availability. Along with capturing any details specific to the individual facilities and sites, a quality rating is also recorded within the audit for each. These ratings are used to help estimate the capacity to accommodate competitive and other play within the supply and demand assessment.

In addition to undertaking non-technical assessments (using the templates provided within the guidance and as determined by NGBs), users and providers were also consulted on the quality and in some instances the quality rating was adjusted to reflect this.

#### ***Gather demand information and views***

Presenting an accurate picture of current demand for outdoor sports facilities (i.e. recording how and when provision is used) is important when undertaking a supply and demand assessment.

Demand for outdoor sports facilities in Shropshire tends to fall within the following categories:

- ◀ Organised competitive play
- ◀ Organised training
- ◀ Informal play

Current and future demand for outdoor sports facilities is presented on a sport by sport basis within the relevant sections of this report.

In addition, unmet, latent, imported and exported demand for provision is also identified within each section. Unmet demand is existing demand that is not getting access to pitches. It is usually expressed, for example, when a team is already training but is unable to access a match pitch, or when a league has a waiting list due to a lack of pitch provision, which in turn is hindering the growth of the league.

In comparison latent demand is defined as the number of additional teams that could be fielded if access to a sufficient number of outdoor sports facilities (and ancillary provision) was available, whereas exported and imported demand refers to those that are playing outside of their local authority area of choice.

## SHROPSHIRE COUNCIL PLAYING PITCH & OUTDOOR SPORTS STRATEGY

---

A variety of consultation methods were used to collate such demand information. Firstly, face to face consultation was carried out with key clubs from each sport, thus allowing for the collection of detailed demand information and an exploration of key issues to be interrogated and more accurately assessed. For all remaining clubs, an online survey (converted to postal if required) was utilised.

Local sports development officers, county associations and regional governing body officers advised which of the clubs to include in the face to face consultation and Sport England was also included within the consultation process prior to the project commencing. Issues identified by clubs returning questionnaires were followed up by telephone or face to face interviews.

As key providers and users of outdoor sports facilities, educational establishments were also consulted. This involved face to face meetings with secondary schools and colleges and an online survey being sent to primary schools, special schools and independent schools.

### ***Future demand***

Alongside current demand, it is important for a PPOSS to assess whether the future demand for playing pitches can be met. Using ONS population projections and proposed housing growth, as well as likely participation growth informed through consultation, an estimate can be made of the likely future demand for playing pitches.

It should be noted that housing growth scenarios will be considered in the proceeding Strategy & Action Plan document. Figures used for these scenarios will be prompted by the Local Plan Review and identify, using the Sport England New Development Playing Pitch Calculator (NDC), the likely demand generated for pitch sports based on housing increases.

Team generation rates are used to provide an indication of how many people it may take to generate a team (by gender and age group) in order to help estimate the change in demand for pitch sports that may arise from any population change. Future demand for pitches is calculated by adding the percentage increases to the population increases in each analysis area. This figure is then applied to the team generation rates and is presented on a sport by sport basis.

Other information sources that were used to help identify future demand, especially for non-pitch sports (where team generation rates are not applicable) include:

- ◆ Recent trends in the participation.
- ◆ The nature of the current and likely future population and their propensity to participate.
- ◆ Feedback from clubs on their plans to develop additional teams / attract additional members.
- ◆ Any local and NGB specific sports development targets (e.g. increase in participation).

### ***Population growth***

The current resident population in Shropshire is 317,464<sup>4</sup>. By 2038 (the period to which this assessment projects population based future demand, in line with the Local Plan Review) the Authority's population is projected to increase to 336,058 representing an increase of 18,594 (or equivalent to a percentage increase of 5.8%) according to Mid 2017 ONS data.

---

<sup>4</sup>Source: ONS Mid 2017 Population Estimates for Lower Layer Super Output Areas in England and Wales by Single Year of Age and Sex

# SHROPSHIRE COUNCIL

## PLAYING PITCH & OUTDOOR SPORTS STRATEGY

### 1.5: Stage C: Assess the supply and demand information and views

Supply and demand information gathered is used to assess the adequacy of playing pitch provision in Shropshire. It focuses on how much use each site could potentially accommodate (on an area by area basis) compared to how much use is currently taking place.

#### *Understand the situation at individual sites*

Qualitative pitch ratings are linked to a pitch capacity rating derived from NGB guidance and tailored to suit a local area. The quality and use of each pitch is assessed against the recommended pitch capacity to indicate how many match equivalent sessions per week (per season for cricket) a pitch could accommodate.

This is compared to the number of matches actually taking place and categorised as follows, to identify:

Potential spare capacity: Play is below the level the site could sustain.	
At capacity: Play is at a level the site can sustain.	
Overused: Play exceeds the level the site can sustain.	

As a guide, the FA, RFU and the ECB have set a standard number of matches that each grass pitch type should be able to accommodate without adversely affecting its quality.

*Table 1.4: Capacity of playing pitches*

Sport	Pitch type	No. of match equivalent sessions		
		Good	Standard	Poor
Football	Adult pitches	3 per week	2 per week	1 per week
	Youth pitches	4 per week	2 per week	1 per week
	Mini pitches	6 per week	4 per week	2 per week
Rugby union*	Natural Inadequate (D0)	2 per week	1.5 per week	0.5 per week
	Natural Adequate (D1)	3 per week	2 per week	1.5 per week
	Pipe Drained (D2)	3.25 per week	2.5 per week	1.75 per week
	Pipe and Slit Drained (D3)	3.5 per week	3 per week	2 per week
Cricket	One grass wicket	5 per season	4 per season	0 per season
	One synthetic wicket	60 per season	60 per season	60 per season

For other grass pitch sports (e.g. rugby league), no guidelines are set by the NGBs although it can be assumed that similar principles should be followed.

The above does not apply to hockey as there is no limit to how often an AGP can be used, with capacity instead limited by availability and current usage levels. A pitch without floodlighting or capacity restrictions can generally be accessed for four matches during one day.

For all remaining non-pitch sports (i.e. bowls, tennis and netball) potential capacity is evaluated on a site by site basis following consultation and site assessments.

#### ***Develop the current picture of provision***

Once capacity is determined on a site by site basis, actual spare capacity is calculated on an area by area basis via further interrogation of temporal demand. Although this may have been identified, it does not necessarily mean that there is surplus provision. For example, spare capacity may not be available when it is needed or the site may be retained in a 'strategic reserve' to enable pitch rotation to reduce wear and tear.

Capacity ratings assist in the identification of sites for improvement/development, rationalisation, decommissioning and disposal.

#### ***Identify the key findings and issues***

By completing Steps 1-5 it is possible to identify several findings and issues relating to the supply, demand and adequacy of outdoor sports provision in Shropshire. This report seeks to identify and present the key findings and issues prior to development of the Strategy and Action Plan for the Authority and the subsequent Strategy document.

#### ***Develop the future picture of provision (scenario testing)***

Modelling scenarios to assess whether existing provision can cater for unmet, latent, exported and future demand is made after the capacity analysis. This will also include, for example, removing sites with unsecured community use to demonstrate the impact this would have if these sites were to be decommissioned in the future.

The majority of the scenario testing generally occurs in the strategy reports that proceed this document and therefore does not form part of the Assessment Report.

### PART 2: FOOTBALL

#### 2.1: Introduction

The organisation primarily responsible for the development of football in Shropshire is Shropshire FA. It is also responsible for the administration, in terms of discipline, rules and regulations, cup competitions and representative matches, development of clubs and facilities, volunteers, referees, coaching courses and delivering national football schemes.

This section of the report focuses on the supply and demand for grass football pitches. Part 3 captures supply and demand for third generation pitches (3G pitches) which are the preferred AGP (artificial grass pitch) surface type for football. In future, it is anticipated that there will be a growing demand for the use of 3G pitches for competitive football fixtures, especially to accommodate mini and youth football.

#### ***Local Football Facility Plans (LFFPs)***

To support in delivery of both the current and superseding FA National Games Strategy (NGS), the FA has commissioned a nationwide consultancy project. Over the course of the next two years to Spring, a Local Football Facility Plan (LFFP) will be produced for every local authority across England. Each plan will be unique to its area as well as being diverse in its representation.

The LFFP is strategically aligned to the National Football Facilities Strategy (NFFS); a 10-year plan to change the landscape of football facilities in England. The NFFS represents a major funding commitment from the national funding partners (the FA, Premier League, DCMS and the Football Foundation) to inform and direct an estimated one billion pounds of investment into football facilities over the next ten years.

Each LFFP will build upon PPS findings (where present and current) regarding the formal and affiliated game, to also include strategic priorities for investment across small sided football (recreational and informal including indoors). The LFFP will also incorporate consultation with groups outside of formal football, as well as under-represented communities. This could include those which may be key partners with regards to football for behavioural change and groups which may be key drivers of FA NGS priorities around participation in the likes of women and girls' football, disability football and futsal.

LFFPs will identify key projects to be delivered and act as an investment portfolio for projects that require funding.

It is important to recognise that the LFFP is an investment portfolio of priority projects for potential investment - it is not a detailed supply and demand analysis of all pitch provision in a local area. Consequently, it cannot be used in place of a PPS and is not an accepted evidence base for site change of use or disposal. A LFFP will, however, build on available/existing local evidence and strategic plans and may adopt relevant actions from a PPS and/or complement these with additional investment priorities.

The LFFP for Shropshire was produced in 2018 and identifies priority projects for investment. As an investment portfolio, the LFFP is not a detailed supply and demand analysis of all pitch provision in a local area.

As a result, the LFFP will need updating in line with findings from the 2019 Playing Pitch Strategy in due course.

# SHROPSHIRE COUNCIL

## PLAYING PITCH & OUTDOOR SPORTS STRATEGY

### Consultation

In addition to face-to-face consultation with key football clubs, an electronic survey was sent to all clubs playing within Shropshire. Contact details were provided by Shropshire County FA and the invitation to complete the survey was distributed via email. Through both face to face meetings, telephone interviews and survey responses, a 67% team response rate was achieved (318 teams out of 476). Although this is slightly below the recommended response rate of 75% most key clubs responded to consultation with the majority of those not responding being one or two team clubs. Face to face consultation was carried out with the following eight clubs:

- ✦ AFC Bridgnorth Spartans FC
- ✦ Albrighton FC
- ✦ Market Drayton Town FC
- ✦ Oswestry Boys & Girls Club
- ✦ SAHA FC
- ✦ Shawbury United FC
- ✦ Shawbury United Juniors FC
- ✦ Shifnal Town FC

It should be noted that information gathered from consultation with parish and town councils in addition to consultation from the Shropshire LFFP (2018) was used to inform this section. These include but are not limited to Worthen Juniors FC, Whitchurch Town Council, Market Drayton Town Council, Market Drayton Sports Association, Church Stretton Town Council and Bayston Hill Parish Council.

### 2.2: Supply

The audit identifies a total of 283 grass football pitches within Shropshire across 116 sites. Of these, 243 pitches are available (as seen in the table below), at some level, for community use across 100 sites.

All unavailable pitches are either located at education, MOD/HMP sites or Shrewsbury Town FC Sundorne Castle Training Ground.

As can be seen below, most of the community available pitches (37%) are in the Central Analysis Area (91 pitches), whereas comparatively few pitches are in the remaining analysis areas, with the South Analysis Area containing just 10 pitches.

*Table 2.1: Summary of grass football pitches available to the community*

Analysis area	Available for community use					Totals
	Adult	Youth 11v11	Youth 9v9	Mini 7v7	Mini 5v5	
Central	34	17	15	14	11	91
North East	12	7	7	6	4	36
North West	15	5	5	4	2	31
South	3	1	1	5	-	10
South East	29	7	10	7	7	60
South West	9	1	2	2	1	15
<b>Total</b>	<b>102</b>	<b>38</b>	<b>40</b>	<b>38</b>	<b>25</b>	<b>243</b>

## SHROPSHIRE COUNCIL PLAYING PITCH & OUTDOOR SPORTS STRATEGY

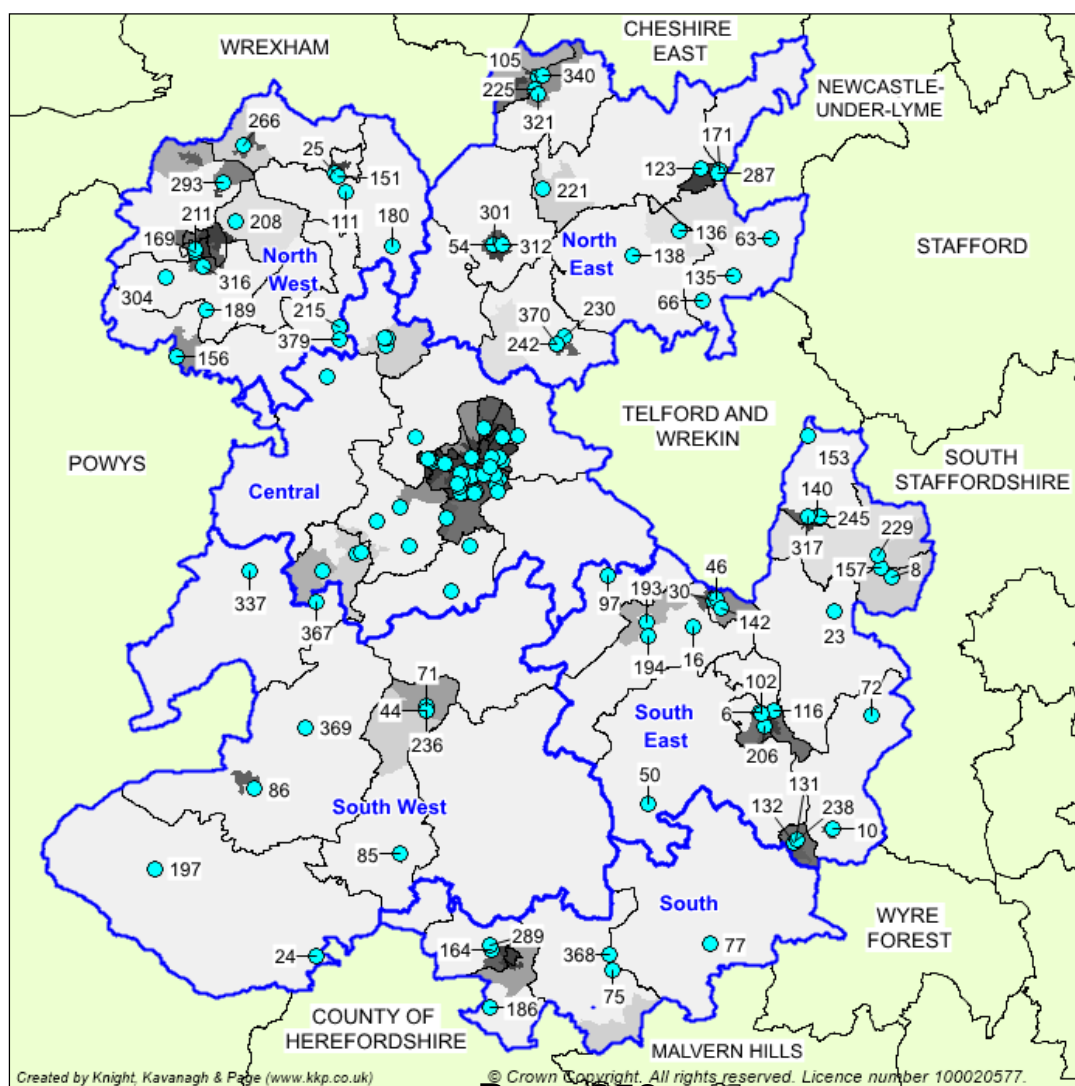
Most available pitches across Shropshire are adult size (102 pitches) which is, in part, due to youth 11v11 teams playing on adult pitches. This is not ideal for youth players at U13-U16 level and is not in line with the FA Youth Review. Just 38 available pitches are youth 11v11 sized representing 16% of the available supply in Shropshire which is comparable in relation to the proportion of youth teams (158 teams – 33% of all teams) which should be playing matches on this sized pitch.

In accordance with the FA Youth Review, U17 and U18 teams can play on adult pitches. The FA's recommended pitch size for adult football is 100x64 metres. Please refer to the table overleaf for more detail.

Table 2.2: Recommended pitch sizes

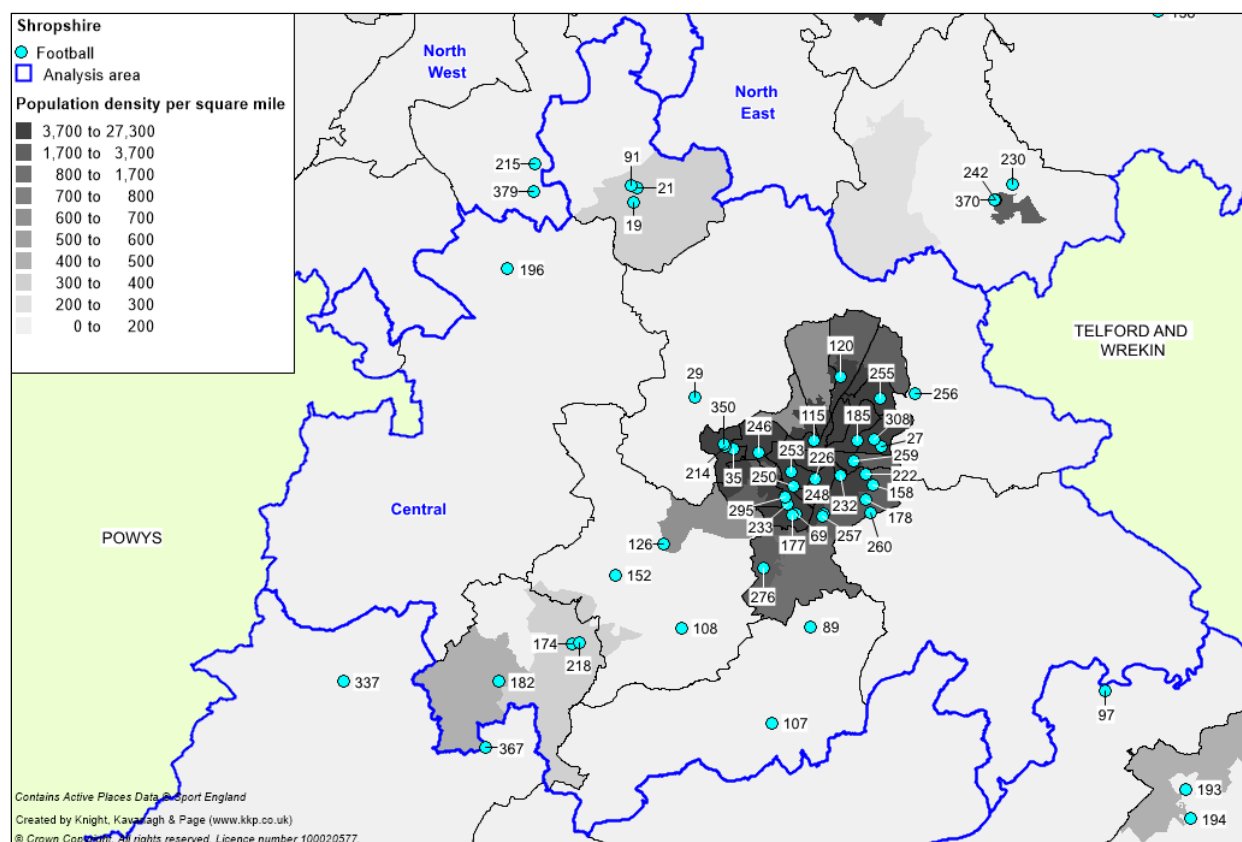
Format	Age group	Recommended pitch size (metres)
Adult	U17s+	100 x 64
Youth 11v11	U15s-U16s	91 x 55
	U13s-U14s	82 x 50
Youth 9v9	U11s-U12s	73 x 46
Mini 7v7	U9s-U10s	55 x 37
Mini 5v5	U7s-U8s	37 x 27

Figure 2.1: Location of football pitches in Shropshire



# SHROPSHIRE COUNCIL PLAYING PITCH & OUTDOOR SPORTS STRATEGY

Figure 2.2: Location of football pitches in Shropshire (Central)



## SHROPSHIRE COUNCIL PLAYING PITCH & OUTDOOR SPORTS STRATEGY

---

### *Informal pitches*

There are some sites identified that do not have formal football pitches marked out but could have the capacity to provide pitches if required. Many of these contain a solitary goalpost or goalposts of an unofficial size and are often not marked out or maintained for football use and are as follows:

- |   |  |
|---|--|
| ◀ Brompton Playing Field: Berrington PC (Shrewsbury)      | ◀ Linney Park (Ludlow)                       |
| ◀ Clockmills (Albrighton)                                 | ◀ Wheeler Road (Ludlow)                      |
| ◀ Clun Memorial Hall and Playing Fields (Bishop's Castle) | ◀ Norton Play Area (Bridgnorth)              |
| ◀ Daffodil Lane Recreation Ground (Bishops' Castle)       | ◀ Porthywaen Playing Fields (Oswestry)       |
| ◀ Ditton Priors Parish Football Pitch (Bridgnorth)        | ◀ Rushbury Village Hall (Church Stretton)    |
| ◀ Doctors Meadow (Oswestry)                               | ◀ Tedsmore Road Football Pitch (West Felton) |
| ◀ Kinnerley Football Pitch (Oswestry)                     | ◀ The Leasowes Ford (Shrewsbury)             |

### ***Lapsed/disused provision***

Playing fields which have previously accommodated formal pitch provision are categorised as either disused or lapsed. A disused site is a playing field which is not being used at all by any users and is not available for community hire either. Once these sites are disused for five or more years they will then be categorised as 'lapsed sites'.

As mentioned, a lapsed site was as a playing field more than five years ago. These fall outside of Sport England's statutory remit but still have to be assessed using the criteria in paragraph 97 of the National Planning Policy Framework and Sport England would nonetheless challenge a proposed loss of playing pitches/playing field which fails to meet such criteria.

### *Disused provision*

Shrewsbury Town Council reports it has three sites which it currently is not marking out for football, however, will reinstate them if the relevant demand arises. These sites are Kynaston Road Recreation Ground (one adult pitch), Waincott Recreation Ground (one youth 11v11) and Stanley Recreation Ground (one mini 7v7).

The Town Council also has ambitions to reinstate an adult pitch at Greenfields Recreation Ground. If successful it would use any funds to address the undulating surface in addition to improving the quality of onsite ancillary provision.

### *Lapsed provision*

Ironbridge Power Station (South East Analysis Area) is identified as a strategic site for having potential to contribute to achieving the aspirations of the Economic Growth Strategy for Shropshire, albeit it is situated on the border with the neighbouring authority of Telford & Wrekin. The site was purchased in 2018 by the Haworth Group with its emerging proposal of the site involving a mixed development including but not limited to around 1,000 houses, employment land, retirement village, local services, leisure facilities and significant areas of green infrastructure.

## SHROPSHIRE COUNCIL

### PLAYING PITCH & OUTDOOR SPORTS STRATEGY

---

The site is a disused sports field that previously accommodated two adult football pitches and a five wicket grass cricket square, in addition to a poor quality clubhouse. The Haworth Group reports this area is proposed to be retained as part of the above mentioned masterplan.

Although not included in the Playing Pitch & Outdoor Sports Strategy it should be noted that there is also a small disused golf course on the site. The future of this provision is unknown; however, the initial masterplan indicates this will remain as open green space.

Weston Rhyn Recreation Ground (Oswestry) used to accommodate a adult pitch for the demand of Weston Ryhn FC. The Club folded in 2014 with this being when the pitch was last formally marked.

There is one lapsed adult pitch located on Worthington Drive (Albrighton). It is unknown when the pitch was last actively used, however, satellite imagery indicates it was last formally marked circa 2000. The land appears to be owned by Severn Trent Water.

In addition, there are lapsed football pitches at Shrewsbury Colleges (Former Wakeman School Site) and Harlescott Junior School. Based on satellite imagery the former site was last formally used circa 2010 and accommodated one adult pitch. The latter site was also last formally marked out circa 2010 however this accommodated two mini 7v7 and one mini 5v5 pitch. Anecdotal evidence suggests the School still uses the playing field for its curricular and extra curricular demand but only marks out pitches on an ad hoc basis.

#### ***Future provision***

Shrewsbury Town in the Community (STinC) has submitted plans to convert the grass adult pitch located behind Shrewsbury Town Football Club's stadium to a 3G pitch. This proposed full size 3G pitch, as well as the small size 3G pitches at Shrewsbury in the Community Football Hub, will be used primarily by STinC to meet its demand in addition to three partner clubs. The Football Foundation reports a funding application is to be submitted in due course.

Shrewsbury Town Council is currently undertaking qualitative improvements to Radbrook Recreation Ground. The Council has levelled and drained the site and indicates it will be usable for the start of the 2020 season. The site previously accommodated a youth 11v11 pitch, however, it reports being open to options moving forward on what type of football takes place on the site. Based on satellite imagery the site has enough of a footprint to accommodate a youth 11v11 and a youth 9v9 pitch, but this is if the entire site is usable.

The Council has a productive working relationship with SAHA FC, which rents most of its football sites to accommodate its 27 teams. It is open to discuss with the Club its requirements for next season and mark out pitches accordingly. It should be noted that the Council indicates a perception that residents surrounding Radbrook Recreation Ground do not want the site to be used for adult football due to perceived negativity with that particular age group.

Shifnal Town FC reports it is in the process of redeveloping its home ground Shifnal Town FC (The Acoustaford Stadium). The Club is in dialogue with Shropshire FA and Football Foundation regarding a phased approach to developing the site. Initially the priority is improving the clubhouse and changing rooms with the potential second phase being the creation of a full size 3G pitch which both the Club and adjacent school (Idsall School) would be able to utilise.

Shawbury United FC indicates the lack of a central 'home venue' has restricted its potential growth as the Club is using several sites to meet its senior, youth and mini demand. It also indicates the poor quality of the pitches it currently accesses at these sites, in addition, to the lack of ancillary provision, is also limiting its development.

## **SHROPSHIRE COUNCIL PLAYING PITCH & OUTDOOR SPORTS STRATEGY**

---

It should be noted that due to a lack of suitable provision within its locality, the Club's Step 6 football team has to travel approximately 37 to 43 miles to The Ludlow Stadium to play its fixtures.

## SHROPSHIRE COUNCIL

### PLAYING PITCH & OUTDOOR SPORTS STRATEGY

---

As a result, it has obtained a 99 year lease from a private landowner on a piece of land it aspires to develop as a home site. It indicates it has some finances available to put towards grant funding application, however, if it cannot find a potential way of obtaining the remaining funds (through grant bids) by June 2020 the lease on the site will be relinquished.

The initial plans for the new site include one 5v5, one 7v7, one 9v9, training area and two adult pitches both of which are suitable for Step 6 football (Floodlit). It also has aspirations for an onsite clubhouse/hospitality to service the grass pitches and make one of the adult pitches a 3G surface. However, it understands that the latter may not be financially viable. Any potential funding available to the Club to develop the site would be based on levels of finances available for it at the time of application. It is recommended, to increase its chances of success that the Club looks to extend its agreement past June.

Through consultation Church Stretton TC and Condover, Hadnall, Cockshutt cum Petton, Woore, Sheriffhales and Great Ness & Little Ness parish councils all report plans to develop new or existing outdoor facilities within their localities. Further, all report sport and activity to be key themes within their neighbourhood plans.

Market Drayton Town FC reports Greenfields Sports Ground has been identified in the Neighbourhood Local Plan for potential housing development. The site is leased from Market Drayton Town Council to the Market Drayton Sports Association which consists of Market Drayton Town FC, Market Drayton Tigers FC, Market Drayton RFC and Market Drayton TC. Each club has its own clubhouse and utilise their own pitch provision to accommodate demand.

For Market Drayton Town FC this equates to one floodlit adult pitch and relevant Step 4 ancillary provision, one floodlit junior pitch (which is used primarily for training demand along with Market Drayton RFC). Whereas Market Drayton Tigers FC use one youth 11v11, one youth 9v9, one mini 7v7 and one mini 5v5 pitch. Market Drayton Town FC and Market Drayton Tigers FC do not share any pitch or ancillary provision.

The proceeding Strategy & Action Plan document will identify the extent of mitigation required if the site were to be lost for housing.

A part of playing field land, which accommodates two adult football pitches, at Church Stretton School has been identified for potential development. It should be noted that this is only in preliminary stages with no in depth analysis taken place to date, however, if the site was lost it would be subject to appropriate mitigation secured to address the loss in line with the National Planning Policy Framework Paragraph 97 and Sport England's Playing Field Policy.

Albrighton FC has ambition to obtain additional land to create more pitches in order to grow. It is searching for potential sites in its locality where it can create provision for its mini and youth teams. It has identified the lapsed pitch on Worthington Drive as a potential location, however, the piece of land is of particular poor quality and would require substantial levels of maintenance for it to become usable. In addition, it is unsure of the landowner (potentially Severn Trent Water).

# SHROPSHIRE COUNCIL

## PLAYING PITCH & OUTDOOR SPORTS STRATEGY

### Pitch quality

The quality of football pitches across Shropshire have been assessed via a combination of site visits (using non-technical assessments as determined by the FA<sup>5</sup>) and user consultation to reach and apply an agreed rating as follows:

- ◆ Good
- ◆ Standard
- ◆ Poor

The percentage parameters used for the non-technical assessments were as follows: Good (>80%), Standard (50-80%), Poor (<50%). The final quality ratings assigned to the sites also take into account the user quality ratings gathered from consultation.

Pitch quality primarily influences the carrying capacity of a site; often pitches lack the drainage and maintenance necessary to sustain levels of use. Pitches that receive little to no ongoing repair or post-season remedial work are likely to be assessed as poor, therefore limiting the number of games they are able to accommodate each week without it having a detrimental effect on quality. Conversely, well maintained pitches that are tended to regularly are likely to be of a higher standard and capable of taking a number of matches without a significant reduction in surface quality.

The table below summarises the quality of pitches that are available for community use in Shropshire. In total, 52 pitches are assessed as good quality, 93 as standard quality and 98 as poor quality.

Table 2.3: Pitch quality assessments (community use pitches)

Analysis area	Adult pitches			Youth pitches			Mini pitches		
	Good	Standard	Poor	Good	Standard	Poor	Good	Standard	Poor
Central	7	18	9	7	19	6	6	10	9
North East	2	5	5	2	8	4	1	5	4
North West	7	2	6	2	5	3	1	5	-
South	2	-	1	1	-	1	3	-	2
South East	10	7	12	-	4	13	-	1	13
South West	1	2	6	-	-	3	-	2	1
<b>Total</b>	<b>29</b>	<b>34</b>	<b>39</b>	<b>12</b>	<b>36</b>	<b>30</b>	<b>11</b>	<b>23</b>	<b>29</b>

Most pitches (40%) are assessed as poor quality and are generally located at education, parish or town council sites. These sites often receive limited amounts of dedicated maintenance due to budgetary restraints with often pitches only receiving grass cutting and line marking.

This being said, it should be acknowledged that adult pitches have a fairly even spread between good (29.5%), standard (30.5%) and poor quality (41%). Comparatively youth and mini pitches have a higher percentage of standard and poor quality pitches with only 15% of youth and 18% of mini pitches assessed as good quality.

In addition, education pitches are heavily used for community, curricular and extracurricular activities meaning they have less time to remediate, whereas, parish and town council pitches are open to the public and suffer from dog fouling and unauthorised usage.

<sup>5</sup> See Appendix 3 for the non-technical assessment for football pitches

## SHROPSHIRE COUNCIL

### PLAYING PITCH & OUTDOOR SPORTS STRATEGY

Specific comments relating to the pitch conditions at individual sites can be seen in the table below. These are either taken from club consultation or recorded during the site assessments.

*Table 2.4: Summary of pitch quality comments*

Analysis area	Place plan	Site ID	Site name	Club name	Comments
Central	Shrewsbury	21	Baschurch Village Hall Pitches	Baschurch FC	Pitches suffer from limited amounts of maintenance in addition to issues with dog fouling.
Central	Shrewsbury	35	Boiler House Pitch	Bull in the Barne FC	There is a need to improve the size of the pitch and quality of line markings and grass cutting.
Central	Shrewsbury	158	London Road Sports Centre	Shrewsbury Up and Comers FC	Pitches are maintained to a good quality with staff member extremely helpful.
Central	Shrewsbury	178	Mereside Church of England Primary School	Meresiders FC	Pitches are overused and do not have time to remediate.
Central	Shrewsbury	255	Shrewsbury Sports Village	Shrewsbury Juniors FC	Pitches are extensively used in addition to issues with dog fouling and vandalism.
North East	Wem	242	Shawbury Recreation Ground	Shawbury United Junior FC	Pitch is poor quality due to issues with limited maintenance and dog fouling.
North East	Wem	370	Shawbury Junior Football Club (Ponyton)	Shawbury United Junior FC	Pitches are poor quality due to issues with limited maintenance and poor drainage. Site was recently agricultural land.
North West	Ellesmere	25	Beech Grove Playing Fields	Ellesmere Rangers FC	Pitches suffer from poor drainage and dog fouling (apart from the 1 <sup>st</sup> team pitch).
North West	Oswestry	156	Llanymynech Village Hall	Llanymynech Juniors FC	Pitches suffer from limited maintenance meaning they easily become waterlogged. Also issues with mole hills.
North West	Oswestry	208	Oswestry Boys & Girls Football Club	Oswestry Boys & Girls FC	Pitches drain poorly and suffer from waterlogging.
North West	Oswestry	266	St Martins Playing Field	St Martins FC	The Club reports the pitch drains poorly even in moderate rainfall.
South	Ludlow	289	The Ludlow Stadium	Ludlow FC / Ludlow Town Juniors FC	Pitches are maintained to a good quality with no particular issues identified.
South East	Bridgnorth	116	Friars Playing Fields (Unattached Playing Fields)	Bridgnorth Town Junior FC	Pitches are poorly maintained and have drainage issues leading to most games throughout the winter being postponed.
South East	Bridgnorth	206	Oldbury Wells School	AFC Bridgnorth Spartans FC	Pitches are poorly maintained and have issues with water retention.

## SHROPSHIRE COUNCIL PLAYING PITCH & OUTDOOR SPORTS STRATEGY

Analysis area	Place plan	Site ID	Site name	Club name	Comments
South East	Shifnal	140	Idsall Sports Centre	Idsall Rangers / Shifnal Town FC	Pitches are poorly maintained with issues such as waterlogging.
South East	Shifnal	317	Wheatfield Drive Recreation Ground	Shifnal Town FC	Pitches are poorly maintained with issues such as waterlogging.
South West	Church Stretton	236	Russels Meadow Ground	Church Stretton Magpies FC	Pitches suffer from limited amounts of maintenance in addition to issues with dog fouling.

### **FA Pitch Improvement Programme (PIP)**

With quality of grass pitches becoming one of the biggest influences on participation in football, the FA has made it a priority to work towards improving quality of grass pitches across the country. This has resulted in the creation of the FA Pitch Improvement Programme (PIP). As part of this, grass pitches identified as having quality issues undergo a pitch inspection from a member of the Ground Management Association (GMA) formally known as the Institute of Groundsmanship (IOG).

Following a PIP report, clubs can work towards the recommended dedicated maintenance regime identified in order to improve the quality of their pitches. Clubs can also utilise the report as an evidence base to acquire potential funding streams to obtain the relevant equipment maintenance equipment.

Two sites in Shropshire have received an assessment as part of the PIP process which are summarised as follows:

#### *Beech Grove Playing Fields - Ellesmere Rangers FC (30/03/2020)*

- ✦ The report was produced on the basis of evidence provided by the Club and is only for guidance purposes.
- ✦ Machinery being used to maintain provision is of the poorer quality within serious issues such as oil leaks.
- ✦ As a result, there is an urgent need to acquire new equipment to replace the mowing machinery.
- ✦ The Club should liaise with Shropshire FA and FF for potential funding options.
- ✦ Main pitch maintenance should include aeration, selective weed killing, fertilising and overseeding, some of which the Club is already carrying out.

#### *Shrewsbury Sports Village (28/01/2020)*

- ✦ The report was produced on the basis of evidence provided by the Club and is only for guidance purposes.
- ✦ Due to the lack of information of pitch utilisation the following conclusions were made based on evidence provided.
- ✦ Ensure mowing regimes match peak growth especially May/June and ensure more than 30% of the leaf is removed.
- ✦ Grass height should be maintained at 35mm to 40mm.
- ✦ Pitches should be treated with herbicide in May each year and high areas of use should be repaired using top soil or a sand soil rootzone.
- ✦ Overseeding within budget, aeration in the Autumn before Winter and monthly slitting.

## SHROPSHIRE COUNCIL PLAYING PITCH & OUTDOOR SPORTS STRATEGY

For a full breakdown of quality ratings at each site, please refer to Table 2.12.

### *Local Football Facility Plan (LFFP) 2018*

The LFFP for Shropshire identified key sites considered a priority to improve, with these selected based on the rationale of identifying sites that are the poorest in quality and that are the best utilised, or that have the greatest potential for increased utilisation following quality enhancements. Emphasis is on sites with three or more pitches, although scope exists for the inclusion of smaller sites if they are deemed to be strategically important.

The following sites were identified for pitch improvements:

- ◀ Crown Meadow
- ◀ Lea Cross Pitches

Both of these sites have also been identified, as part of the 2019 PPS consultation, for quality improvements by current users.

### ***Ancillary facilities***

The quality of ancillary facilities across Shropshire has been assessed via a combination of site visits and user consultation to reach and apply an agreed rating as follows:

- ◀ Good
- ◀ Standard
- ◀ Poor

Ancillary facility ratings are primarily influenced by the type of amenities which are available on a site accompanied by their quality, such as a clubhouse, changing rooms, showering provision, car parking, dedicated official and spectator facilities and boundary fencing. The table below identifies the findings for football sites that are actively utilised for football across Shropshire.

*Table 2.5: Summary of community available ancillary facility quality at football sites*

Analysis area	Place plan	Site ID	Site name	Ancillary provision quality
Central	Pontesbury & Minsterley	152	Lea Cross Pitches	Poor
Central	Pontesbury & Minsterley	182	Minsterley Playing Fields	N/A
Central	Pontesbury & Minsterley	218	Pontesbury Playing Fields	Standard
Central	Pontesbury & Minsterley	367	The Coates (Snailbeach White Stars FC)	N/A
Central	Shrewsbury	19	Baschurch Playground	N/A
Central	Shrewsbury	21	Baschurch Village Hall Pitches	N/A
Central	Shrewsbury	29	Bicton Village Hall	Standard
Central	Shrewsbury	35	Boiler House Pitch	N/A
Central	Shrewsbury	69	Church Road Recreation Ground	Poor
Central	Shrewsbury	89	Condover Sports Ground	Standard
Central	Shrewsbury	91	Corbet School	N/A
Central	Shrewsbury	107	Dorrington Village Hall	Good

## SHROPSHIRE COUNCIL PLAYING PITCH & OUTDOOR SPORTS STRATEGY

Analysis area	Place plan	Site ID	Site name	Ancillary provision quality
Central	Shrewsbury	108	Douglas Swire Memorial Hall	N/A
Central	Shrewsbury	115	Frankwell Recreation Ground	Standard
Central	Shrewsbury	126	Hanwood Recreation Ground	Standard
Central	Shrewsbury	158	London Road Sports Centre	Poor
Central	Shrewsbury	177	Meole Brace Church of England Primary School	N/A
Central	Shrewsbury	185	Monkmoor Outdoor Recreation Centre	Standard
Central	Shrewsbury	196	Nesscliffe Playing Field	N/A
Central	Shrewsbury	214	Oxon Recreation Ground	N/A
Central	Shrewsbury	222	Prestfelde Preparatory School	Good
Central	Shrewsbury	226	Raby Crescent Recreation Ground	N/A
Central	Shrewsbury	232	Rocke Street Recreation Ground	N/A
Central	Shrewsbury	233	Roman Road Sports Centre (Meole Brace School)	Standard
Central	Shrewsbury	246	Shorncliffe Drive Recreation Ground	N/A
Central	Shrewsbury	248	Shrewsbury Community Football Hub	Good
Central	Shrewsbury	255	Shrewsbury Sports Village	Good
Central	Shrewsbury	257	Shrewsbury Town Football Club (New Meadow)	Good
Central	Shrewsbury	259	Unison Club (Column Cricket, Bowls & Tennis Club)	Standard
Central	Shrewsbury	260	Springfield Recreation Ground	Good
Central	Shrewsbury	276	Stanley Parker Playing Fields	Standard
Central	Shrewsbury	295	The Priory School	Poor
Central	Shrewsbury	308	Upton Lane Recreation Ground	N/A
Central	Shrewsbury	350	Shelton Recreation Ground	Good
North East	Market Drayton	63	Cheswardine Parish Council	N/A
North East	Market Drayton	66	Childs Ercall Playing Field	N/A
North East	Market Drayton	123	Greenfields Sports Ground	Standard
North East	Market Drayton	135	Hinstock Recreation Ground	N/A
North East	Market Drayton	138	Hodnet Social Club	Poor
North East	Market Drayton	171	Market Drayton Community Amateur Sports Club	Standard
North East	Wem	54	Butler Sports Centre	Poor
North East	Wem	242	Shawbury Recreation Ground	N/A
North East	Wem	301	Thomas Adams Sports Centre	Standard
North East	Wem	312	Wem Recreation Ground	Standard
North East	Wem	370	Shawbury Junior Football Club (Ponyton)	N/A
North East	Whitchurch	105	Deermoss Park	N/A
North East	Whitchurch	221	Prees Cricket and Recreation Club	Good
North East	Whitchurch	225	Queensway Park	N/A
North East	Whitchurch	321	Whitchurch Sports & Leisure Centre (Sir John Talbot School)	Standard
North East	Whitchurch	340	Yockings Park	Standard
North West	Ellesmere	25	Beech Grove Playing Fields	Good
North West	Ellesmere	111	Ellesmere College	Good
North West	Ellesmere	180	Millennium Village Hall Playing Fields	Standard
North West	Oswestry	156	Llanymynech Village Hall	Standard

# SHROPSHIRE COUNCIL

## PLAYING PITCH & OUTDOOR SPORTS STRATEGY

Analysis area	Place plan	Site ID	Site name	Ancillary provision quality
North West	Oswestry	189	Morton Playing Field	N/A
North West	Oswestry	208	Oswestry Boys & Girls Football Club	Good
North West	Oswestry	211	Oswestry School	Standard
North West	Oswestry	266	St Martins Playing Field	Standard
North West	Oswestry	293	The Playing Fields	Poor
North West	Oswestry	304	Trefonen Playing Fields	Standard
North West	Oswestry	315	Weston Rhyn Recreation Ground	Poor
North West	Oswestry	316	Weston Road	Poor
South	Cleobury Mortimer	75	Clee Hill Recreation Ground (Knowle Sports Club)	Poor
South	Cleobury Mortimer	77	Cleobury Mortimer Playing Field	Good
South	Ludlow	186	Moor Park School	Good
South	Ludlow	289	The Ludlow Stadium	Good
South	Ludlow	368	The Recreation Field	N/A
South East	Albrighton	8	Albrighton Primary School	Standard
South East	Albrighton	23	Beckbury Playing Fields	N/A
South East	Albrighton	229	RAF Cosford School of Physical Training	Good
South East	Bridgnorth	6	AFC Bridgnorth	Standard
South East	Bridgnorth	10	Alveley Recreation Ground	Good
South East	Bridgnorth	50	Brown Clee Football Club	N/A
South East	Bridgnorth	102	Crown Meadow	N/A
South East	Bridgnorth	116	Friars Playing Fields (Unattached Playing Fields)	N/A
South East	Bridgnorth	206	Oldbury Wells School	N/A
South East	Broseley	16	Barrow 1618 CE Free School	N/A
South East	Broseley	30	Birchmeadow Playing Fields	Standard
South East	Broseley	46	Broseley C of E Primary School	Good
South East	Broseley	142	John Wilkinson Primary School	N/A
South East	Highley	131	Highley Primary School	N/A
South East	Highley	132	Highley Rugby Club	N/A
South East	Highley	238	Severn Centre	Good
South East	Much Wenlock	193	Much Wenlock Leisure Centre (William Brookes School)	Good
South East	Much Wenlock	97	Cressage Playing Field (Sheinton Rd)	Poor
South East	Shifnal	140	Idsall Sports Centre	Standard
South East	Shifnal	153	Lilleshall National Sports & Conferencing Centre	Good
South East	Shifnal	157	Loak Road (Albrighton Football Club)	Poor
South East	Shifnal	245	Shifnal Town FC (The Acoustafam Stadium)	Poor
South East	Shifnal	317	Wheatfield Drive Recreation Ground	N/A
South West	Bishop's Castle	86	Community College Bishops Castle	N/A
South West	Bishop's Castle	197	Newcastle Village Football Pitch	N/A
South West	Bishop's Castle	369	Cross Banks (Norbury)	Poor
South West	Church Stretton	44	Brooksbury Playing Fields	Good
South West	Church Stretton	71	Church Stretton School	Poor
South West	Church Stretton	236	Russels Meadow Ground	Good
South West	Church Stretton	337	Worthen Village Hall	Poor

## SHROPSHIRE COUNCIL PLAYING PITCH & OUTDOOR SPORTS STRATEGY

Analysis area	Place plan	Site ID	Site name	Ancillary provision quality
South West	Craven Arms	85	Community Arts Sports Craven Arms	Standard

Across Shropshire most sites are either accompanied by poor quality or no ancillary provision. In total 16 sites (17%) have poor quality provision with 35 sites (36%) have no facilities. Due to the rurality of the Authority the lack of any clubhouse or changing provision is common as they are many single pitch sites created to meet demand from local villages and hamlets.

In fact, 24 of the 35 (69%) community available sites that are not accompanied by ancillary provision also only accommodate one pitch. Investment in pitch quality improvements and ancillary provision at these sites is unlikely to yield high returns given the scale of the facilities relative to the amount of investment that would be needed to deliver substantive enhancements to the sites as standalone facilities.

Cressage, Harley & Sheinton Parish Council reports plans to upgrade the ancillary provision at Cressage Playing Field (Sheinton Rd), however, indicates it would need to obtain funding to carry out the project.

As mentioned, if Greenfields Sports Ground is developed for housing there would need to be mitigation for both playing field land and relevant ancillary provision.

SAHA FC indicates Radbrook Recreation Ground has the potential for the development of ancillary provision, as there is currently none servicing the site. The Club, as it is located across several sites, has ambitions to have one site it can class as 'home', where it can have clubhouse provision. Radbrook Recreation Ground has the potential; however, further feasibility would be required as to how this would work logistically with the Town Council. It reports that if this site is not feasible it would still like to examine other potential options for a home venue where the majority of its demand could be located with access to suitable ancillary facilities.

Similarly, Shawbury United FC has plans to create a home venue for itself on a piece of land it has recently obtained a 99 year lease on from a private landowner. If the Club is successful in applying for relevant grant funding it plans to establish a clubhouse at the new site which meet requirements from Step 6 football. This would allow for its adult team to return to its locality instead of travelling to Ludlow to play fixtures.

As referenced earlier, Shifnal Town FC, as part of a phased development plan, aspires to improve the quality of ancillary provision at The Acoustfoam Stadium.

Bishops Castle Town FC has plans to create a purpose built clubhouse at Community College Bishops Castle. Details regarding this are explored later in the section under Football Association of Wales (FAW) Football Pyramid. The FF indicates the Club has been granted planning permission on a compliant design and will be applying for funding once security of tenure has been obtained.

St Martins report the provision it has access to at St Martins Playing Fields is not suitable for its ambitions to progress through the non league pyramid. It indicates there is a need for floodlights, however, it is limited by its location in a small village.

Baschurch FC, in conjunction with Baschurch Village Hall, is preparing a joint bid for DEFRA (Department of Environment, Food and Rural Affairs) funding in order to create a clubhouse facility at Baschurch Village Hall Pitches.

## SHROPSHIRE COUNCIL PLAYING PITCH & OUTDOOR SPORTS STRATEGY

---

Shrewsbury Up & Comers FC is in dialogue with the Council on how best to improve the quality of ancillary provision at London Road Sports Centre. It indicates it has had various discussions, however, a firm plan regarding any development or funding has not commenced.

Albrighton FC is in the process of applying for funding to improve the quality of ancillary provision at Loak Road. The Club has already started the process of buying the site outright and plans to improve the surrounding provision which is in need of modernisation.

### *Local Football Facilities Plan (2018)*

The LFFP for Shropshire identified key sites considered a priority to improve, with these selected based on the rationale of identifying sites that are the poorest in quality and that are the best utilised, or that have the greatest potential for increased utilisation following quality enhancements. Emphasis is on sites with three or more pitches, although scope exists for the inclusion of smaller sites if they are deemed to be strategically important.

The following sites were identified ancillary improvements:

- ◀ AFC Bridgnorth
- ◀ Community College Bishops Castle
- ◀ Lea Cross Pitches
- ◀ London Road Sports Centre
- ◀ Stanley Parker Playing Fields

All five of these sites have again been identified, as part of the 2019 PPS consultation, for a need to improve in quality by current users.

Bayston Hill Parish Council reports ancillary provision at Stanley Park Playing Fields to be inadequate for the amount of teams accessing them. It has ambitions to create additional changing rooms as well as enhancing the accompanying car parking provision.

It should be noted any ancillary facilities at Lea Cross Pitches would be new as there is currently no such provision on site. In addition, before any investment is carried out there would be a need to obtain long term security of tenure from the landowner.

### **Security of tenure**

Tenure of sites in Shropshire is generally secure i.e. through a long-term lease or a guarantee that pitches will continue to be provided over the next three years. This relates to most of the Council, parish council and town council operated pitches, with such provision protected as part of an ongoing commitment to providing a leisure offering.

A common exception to providing security of tenure is found at schools and academies that state their own policies and are more likely to restrict levels of community use. In total, 12 educational providers do not allow community use, of some or all of their pitches. The reasons for not allowing community use varies: the most common example is that the schools want to protect pitches for curricular and extra-curricular purposes due to existing quality issues. Other reasons include staffing issues, health and safety issues and a perceived lack of profitability.

Moreover, some schools that do provide community availability do so without providing security of tenure, meaning they can stop the external use at any point devoid of any warning. To prevent this happening, it is recommended that club users enter community use agreements with the schools that they access. Therefore, for the purposes of this report, unless known through consultation all educational sites are considered to have insecure tenure.

## SHROPSHIRE COUNCIL PLAYING PITCH & OUTDOOR SPORTS STRATEGY

An example of this is AFC Bridgnorth Spartans FC at Oldbury Wells School. The Club frequently reports that the School cancels access to the pitches as it protects quality for curricular and extracurricular activities. This is more frequent in periods of extreme weather. The Club would like to establish a community use agreement (CUA) on the site (and explore the creation of a full size 3G pitch on the site), however, if this cannot be achieved it will need to look for alternative sites to use.

Ellesmere Rangers FC currently has a long term lease of its first team pitch (Step 5 standard) from Ellesmere Town Council. However, it only rents pitches at Beech Grove Playing Fields on an annual basis. The Club has ambitions to formalise a long term agreement for the entire site from the Town Council in order for it to be able to access potential funding streams to improve pitch quality.

Bayston Hill Parish Council owns part of Stanley Parker Playing Fields, however, has an agreement with Shropshire Council for the remaining section of the land. It reports aspirations to have complete ownership or long term agreement for the entire site to assist it in applying for grant funding to improve the quality of onsite ancillary provision.

Bishops Castle Town FC is in the process of securing tenure at Community College Bishops Castle, however, the ongoing COVID-19 pandemic (2020) has slowed this process.

### 2.3: Demand

Through the audit and assessment, 476 teams from within 98 clubs are identified as playing within Shropshire. This consists of 80 adult men's, 10 adult women's, 126 youth 11v11 boys', 32 youth 11v11 girls', 70 youth 9v9 boys', 16 youth 9v9 girls' and 142 mini teams. Youth 11v11 football is the most prominent format of play, whilst mini 5v5 football is the least common.

Football in Shropshire is played predominately in the Central Analysis Area, which corresponds with the area also accommodating the most amount of provision. In comparison, the South West Analysis Area services the least number of teams.

*Table 2.6: Summary of competitive teams currently playing in Shropshire*

Analysis area	No. of teams					Total
	Adult	Youth 11v11	Youth 9v9	Mini 7v7	Mini 5v5	
Central	40	60	37	35	16	<b>188</b>
North East	12	23	13	13	9	<b>70</b>
North West	12	20	7	10	5	<b>54</b>
South	6	5	5	3	2	<b>21</b>
South East	13	44	20	23	23	<b>123</b>
South West	7	6	4	2	1	<b>20</b>
<b>Total</b>	<b>90</b>	<b>158</b>	<b>86</b>	<b>86</b>	<b>56</b>	<b>476</b>

### **Football pyramid demand**

The National League System is a series of interconnected leagues for adult men's football clubs in England. It begins below the football league (the National League) and comprises of seven steps, with various leagues at each level and more leagues lower down the pyramid than at the top. The system has a hierarchical format with promotion and relegation between the levels, allowing even the smallest club the theoretical possibility of rising to the top of the system.

## SHROPSHIRE COUNCIL PLAYING PITCH & OUTDOOR SPORTS STRATEGY

Clubs within the step system must adhere to ground requirements set out by the FA. The higher the level of football being played the higher the requirements. Clubs cannot progress into the league above if the ground requirements do not meet the correct specifications. Ground grading assesses grounds from A to H, with 'A' being the requirements for Step 1 clubs.

There is one professional club that plays above the football pyramid with Shropshire which is Shrewsbury Town FC in League One. There are a further nine clubs which play below this level within the football pyramid, as seen in following table.

*Table 2.7: Summary of teams playing within the football pyramid structure*

Team	League	Level
Market Drayton Town FC	Northern Premier League – South East Division	Step 4
Haughmond FC	Midland Football League – Premier Division	Step 5
Whitchurch Alport FC	North West Counties Football League - Premier Division	Step 5
AFC Bridgnorth FC	West Midlands Regional League – Premier Division	Step 6
Ellesmere Rangers FC	North West Counties Football League – First Division South	Step 6
Shawbury United FC	West Midlands Regional League – Premier Division	Step 6
Shifnal Town FC	West Midlands Regional League – Premier Division	Step 6
St Martins FC	North West Counties Football League – First Division South	Step 6
Wem Town FC	West Midlands Regional League – Premier Division	Step 6

Although not located in Shropshire, AFC Telford United FC also play within the football pyramid structure at Step 2 (National League North) and are located in the neighbouring authority of Telford and Wrekin.

It should be noted that Church Stretton FC and Ludlow FC and AFC Bridgnorth FC (Development) are one/two promotions within the football pyramid structure.

A common issue for clubs entering the pyramid is changing facilities. This being said no clubs through consultation indicate their current facilities do not meet their requirements, however, Market Drayton Town FC, Shifnal Town FC, St Martins FC and Shawbury United FC all aspire to improve the quality or create new ancillary provision. These ambitions are referenced earlier under Ancillary Provision.

It should be noted that the FA proposes restructuring the Non League Football Pyramid with greater emphasis to be played on the role of County FA's in the admiration of the Step 7 leagues. This being said due to the ongoing COVID-19 Pandemic (2020) the exact structure and facility requirements for Step 7 leagues are yet to be confirmed.

### *Football Association of Wales (FAW) Football Pyramid*

Due to Shropshire's location, bordering with Wales, there are two clubs which are part of the FAW Football Pyramid rather than the English Football Pyramid Structure. These are Bishops Castle Town FC and Trefonen FC.

The FAW Football Pyramid, is similar to the English Football Pyramid Structure, with a series of interconnected leagues for adult men's football clubs in Wales. It begins with the FAW Premier League as Tier 1 and comprises of four tiers in total, with various leagues at each level and more leagues lower down the pyramid than at the top. The system has a hierarchical format with promotion and relegation between the levels, allowing even the smallest club the theoretical possibility of rising to the top of the system.

## SHROPSHIRE COUNCIL

### PLAYING PITCH & OUTDOOR SPORTS STRATEGY

Clubs within the tier system must adhere to ground requirements set out by the FAW. The higher the level of football being played the higher the requirements. Clubs cannot progress into the League above if the ground requirements do not meet the correct specifications. Tiers 5 and below are governed by the relevant area associations.

The FAW Pyramid has recently been through review stage to meet the FAW's strategic objective of "stronger clubs operating at levels 1 and 2 following a successful restructure of the FAW Pyramid and a greater number of clubs attaining the National Licence."

The main reconfiguration of the pyramid will be for the 2020/21 season. For this, Tier 3 ground criteria regulations will be stricter in order to raise standards and make grounds more comfortable and safer. This is designed to be a natural steppingstone to achieving Tier 2 regulations. Funding through the Welsh Ground Improvement Fund (WGI) is also available to assist Clubs to meet these regulations. Further to this, the FAW will no longer regulate or provide ground criteria regulations for the 64 clubs competing at Tier 4. This will fall under the responsibility of the relevant area association for the 2020/21 season, leaving just 108 clubs competing within the FAW Football Pyramid.

As mentioned, there are two clubs which are part of the FAW Football Pyramid, these are Bishops Castle Town FC and Trefonen FC which have one team each in the Montgomeryshire Football League (Division One) which sits at Tier 5. If either team is promoted it would join the Mid Wales Football League (Tier 4) which has requirements such as pitch fencing, dugouts, good quality changing rooms, separate match official changing and spectator toilets.

The former club is based at Community College Bishops Castle which does not have the relevant provision for the club to progress to Tier 4. The Club is in the process of trying to obtain a long term community use agreement from the School in order to access potential funding streams to build a clubhouse next to its pitch so it can progress through the FAW pyramid. There are no known issues for Trefonen FC at Trefonen Playing Fields.

#### **Women's National League System**

There is also a Women's National League System similar to the adult men's football pyramid, providing structure to the women's game. As seen in the table overleaf, this ranges from Tier 1 to Tier 6 with each step requiring differing ground grading requirements. The system is also hierarchical format with promotion and relegation between the levels.

*Table 2.8: Summary of ground grading for women's football*

Level	League	Grading category
Tier 3 and 4	Women's Super League 1	Grade A
Tier 3 and 4	Women's Super League 2	Grade B
Tier 5	Northern and Southern Women's Premier League	Grade A
Tier 6	Women's Combination Leagues	Grade B
Tier 7	Women's Regional Leagues – Premier Divisions	Grade C

Although women's clubs are still required to meet ground requirements set out by the FA, these differ from the men's National League System. Ratings range from grade A to C, each with differing minimum requirements. Tier 1 and 2 in the Women's National League System is akin to Tier 3 and 4 of the men's National League System, although not exactly the same.

In 2017, the FA announced plans to restructure the women's league for the highest performers in the football pyramid. The changes were implemented from the start of the 2018-19 season and saw the top league, FA WSL 1, expand from ten clubs to 14 and the creation of a new national league established at tier two for a maximum of 12 teams.

## SHROPSHIRE COUNCIL PLAYING PITCH & OUTDOOR SPORTS STRATEGY

Albrighton, Bishops Castle Town, Ellesmere Rangers, Ludlow Town, Shifnal Town, Shrewsbury Juniors, The New Saints and Whitchurch Alport are the clubs that field teams within Shropshire which play in the Women's National League System.

The New Saints LFC is the highest positioned ladies team within Shropshire playing in the FA Women's National League Division One Midlands (Tier 4).

### **Imported demand**

Imported demand refers to any demand from neighbouring local authorities that accesses facilities within the Shropshire study area due to a lack of available facilities in other local authorities where such team or club is based. There are three clubs which import demand into Shropshire: AFC Telford United, NC United FC and Newport Girls. All three clubs import from the neighbouring authority of Telford and Wrekin. This is not perceived to be an issue as the clubs are accessing sites close to the local authority boundary which are more than likely more accessible for them.

### **Exported demand**

Exported demand refers to teams that are currently accessing pitches for home fixtures outside of Shropshire, despite being registered to the Borough.

Only one club is identified as exporting demand, LLanymynech Juniors FC. The Club reports it accesses pitches in the neighbouring authority of Powys to cater for some of its demand as there are not enough pitches within Shropshire. It would return this demand back into Shropshire (North West Analysis Area) if it had access to a suitable number of pitches. In total, the Club has five teams that are exported (an U7s, U8s, U9s and two U10s).

### **Latent demand**

Latent demand refers to potential demand; individuals who would like to participate within the sport but do not do so. This can be for a variety of reasons including a lack pitches or appropriate facilities. Clubs that report latent demand and the reasons provided for this latent demand can be seen in the table below.

*Table 2.9: Clubs that report latent demand and the reasons provided*

Club	Need for more match pitches	Need for more/better training facilities	Need for better/more appropriate changing provision
Albrighton FC	Yes	Yes	Yes
AFC Bridgnorth Spartans FC	-	Yes	Yes
Baschurch FC	-	Yes	Yes
Bridgnorth Town Juniors	Yes	Yes	Yes
Church Stretton Magpies FC	-	Yes	Yes
Ellesmere Rangers FC	-	Yes	-
Haughmond FC	Yes	Yes	-
Idsall Rangers FC	-	Yes	-
LLanymynech Juniors FC	Yes	Yes	Yes
Ludlow Town Juniors FC	Yes	-	-
Market Drayton Town FC	-	Yes	Yes
Meresiders FC	Yes	Yes	Yes
Oswestry Boys & Girls FC	-	Yes	Yes
Prees Club FC	-	Yes	-

## SHROPSHIRE COUNCIL PLAYING PITCH & OUTDOOR SPORTS STRATEGY

Club	Need for more match pitches	Need for more/better training facilities	Need for better/more appropriate changing provision
SAHA FC	Yes	Yes	Yes
Shrewsbury Juniors FC	Yes	Yes	-
Shrewsbury Up & Comers FC	Yes	Yes	Yes
St Martins	Yes	Yes	Yes

Most clubs which express latent demand indicate they would be able to increase the number of teams if they have access to more or better training provision including the use of floodlit 3G pitches. This is closely followed by a perceived need for more or better quality changing provision. Only ten clubs, which responded to consultation, report they would be able to increase playing numbers through increasing the number of available pitches.

### ***Unmet demand***

Unmet demand is existing demand that is not getting access to pitches. It is usually expressed, for example, when a team is already training but is unable to access a match pitch, or when a league has a waiting list due to a lack of pitch provision, which in turn is hindering the growth of the league.

No unmet demand is expressed by responsive clubs in Shropshire.

### ***Future demand***

Future demand can be defined in two ways, through participation increases and by using population forecasts.

#### ***Participation increases***

For the purposes of this report, future demand based on aspirational participation increases identified through club consultation will be acknowledge in the proceeding Strategy & Action Plan document. The likely impact this aspirational future demand will have on the supply will also be analysed.

#### ***SSE Wildcats centres***

SSE Wildcats centres work with County FA qualified coaches to deliver local weekly sessions, which provide opportunities for girls aged five to 11 to develop fundamental skills and experience football in a safe and fun environment. There are already 200 established centres which delivered the SSE Wildcats pilot in 2017, with a further 800 centres to be in place for 2018.

As part of the expansion process, organisations extending beyond affiliated clubs to include other providers or community groups were invited to apply in late 2017 to become one of the new centres. All organisations delivering Wildcats centres receive a £900 start-up grant and 30 branded footballs in their first year of running the programme to help develop and increase girl's participation.

In light of both FA aspirations to double female participation in football through its Game Changer strategy and the establishment and foreseen future effect of the SSE Wildcats programme, it is likely that the growth in affiliated women's and girl teams may exceed that shown through team generation rates; however, to what extent is not currently quantifiable.

## SHROPSHIRE COUNCIL PLAYING PITCH & OUTDOOR SPORTS STRATEGY

---

Future growth for women and girls' football across Shropshire is factored in the supply and demand analysis below through the abovementioned club ambitions totalling three women's and eight youth girls' teams.

Within Shropshire Wildcats centres are located at the following sites:

- ◀ Albrighton Primary School (Albrighton Juniors FC)
- ◀ Baschurch Village Hall Pitches (Baschurch FC)
- ◀ Beech Grove Playing Fields (Ellesmere Rangers FC)
- ◀ Community College Bishops Castle (Bishops Castle FC)
- ◀ Condover Primary School (Worthen Juniors FC)
- ◀ Crown Meadow (AFC Bridgnorth Spartans)
- ◀ Dragon ADC (Llanmynech Juniors FC)
- ◀ Greenfields Sports Ground (Market Drayton Tigers FC)
- ◀ Idsall Sports Centre (Shifnal Europeans FC)
- ◀ Lacon Childe School (AFC Bridgnorth Spartans)
- ◀ Longlands Community Primary School
- ◀ Lower Heath Primary School (Whitchurch Alport Juniors FC)
- ◀ Ludlow Stadium (Ludlow FC)
- ◀ Martin Wilson School (Shropshire FA)
- ◀ Oldbury Wells School (AFC Bridgnorth Spartans)
- ◀ Oswestry School (Oswestry Bg Club)
- ◀ Prees Cricket and Recreation Club (Prees FC)
- ◀ Prestfelde Preparatory School (Shrewsbury Up & Comers FC)
- ◀ Pontesbury Playing Fields (Worthen Juniors FC)
- ◀ RAF Shawbury (Shawbury United FC)
- ◀ Shifnal Town FC (The Acoustaford Stadium)
- ◀ Shrewsbury Community Football Hub (SAHA FC)
- ◀ Shrewsbury Sports Village (Shrewsbury Juniors FC)
- ◀ Tilstock Primary School (Whitchurch Alport Juniors FC)
- ◀ The Venue at Park Hall (TNS FC)

### *Population increases*

Team generation rates are used to calculate the number of teams likely to be generated in the future (2038) based on population growth. Using this, it is predicted that there will be a possible increase of four youth 11v11 boys' teams across Shropshire as a whole.

When this future growth is dissipated to individual analysis areas rather than Shropshire as a whole the potential future growth is anticipated to be two youth 11v11 teams in the Central Analysis Area, one team each in the South East and North East analysis areas.

It should be stated that each team equates to 0.5 match equivalent sessions as two teams require one pitch to account for playing on a home and away basis. Therefore, the total demand from population growth of four teams equates to two match equivalent sessions per week. This is one match equivalent sessions in the Central Analysis Area and 0.5 match equivalent sessions in the South East and North East analysis areas.

# SHROPSHIRE COUNCIL

## PLAYING PITCH & OUTDOOR SPORTS STRATEGY

Table 2.10: Borough wide team generation rates (TGRs)

Age group	Current population within age group	Current no. of teams <sup>6</sup>	Team Generation Rate	Future population within age group	Predicted future number of teams (2038)	Additional teams that may be generated from the increased population
Senior Men (18-45)	48,758	80	1:609	46,582	76.4	0
Senior Women (18-45)	45,764	10	1:4,576	43,007	9.4	0
Youth Boys (12-17)	10,463	126	1:83	10,806	130.1	4
Youth Girls (12-17)	10,390	32	1:325	10,178	31.3	0
Youth Boys (10-11)	3,482	70	1:50	3,297	66.3	0
Youth Girls (10-11)	3,300	16	1:206	3,138	15.2	0
Mini-Soccer Mixed (8-9)	6,894	86	1:80	6,202	77.4	0
Mini-Soccer Mixed (6-7)	6,764	56	1:121	5,956	49.3	0

It is important to note that TGRs are based on population figures and cannot account for specific targeted development work within certain areas or focused towards certain groups, such as NGB initiatives or coaching within schools.

### 2.4: Capacity analysis

The capacity for pitches to regularly provide for competitive play, training and other activity over a season is most often determined by quality. As a minimum, the quality and therefore the capacity of a pitch affect the playing experience and people's enjoyment. In extreme circumstances, it can result in the inability of a pitch to cater for all or certain types of play during peak and off peak times.

As a guide, The FA has set a standard number of matches that each grass pitch type should be able to accommodate without it adversely affecting its quality. Taking into consideration the guidelines on capacity, the following ratings were used in the Shropshire:

Adult pitches		Youth pitches		Mini pitches	
Pitch quality	Matches per week	Pitch quality	Matches per week	Pitch quality	Matches per week
Good	3	Good	4	Good	6
Standard	2	Standard	2	Standard	4
Poor	1	Poor	1	Poor	2

Table 2.12 applies the above pitch ratings against the actual level of weekly play recorded to determine a capacity rating as follows:

<b>Potential capacity</b>	Play is below the level the site could sustain
<b>At capacity</b>	Play matches the level the site can sustain
<b>Overused</b>	Play exceeds the level the site can sustain

<sup>6</sup> Age group team numbers differ from Table 2.6 as forecasts are based on age rather than playing format. U17 and U18 teams affiliate to their respective County FA as juniors, however, are generally considered to play on and require adult pitches and are considered by age boundaries to be in the adult age group.

# SHROPSHIRE COUNCIL

## PLAYING PITCH & OUTDOOR SPORTS STRATEGY

---

### ***Match equivalent sessions***

Pitches have a limit of how much play they can accommodate over a certain period of time before their quality, and in turn their use, is adversely affected. As the main usage of pitches is likely to be for matches, it is appropriate for the comparable unit to be match equivalent sessions but may for example include training sessions and informal use.

### ***Education sites***

To account for curricular/extra-curricular use of education pitches it is likely that the carrying capacity at such sites will need to be adjusted. The only time this would not happen is when a school does not use its pitches at all and the sole use is community use. The adjustment is typically dependent on the amount of play carried out, the number of pitches on site and whether there is access to an on-site AGP.

In some cases, where there is no identified community use, there is little capacity to accommodate further play. Internal usage often exceeds recommended pitch capacity, which is further exacerbated by basic maintenance regimes that may not extend beyond grass cutting and line marking.

Table 2.12 shows community usage of available pitches. Where not overplayed as a result of community use, school sites are considered to have no spare capacity to accommodate further usage based on assumed curricular and extracurricular activity.

For school sites which are available for community use but that currently do not have any external hirers, one match equivalent session per week, per pitch has been accredited to indicate use for curricular and extracurricular activity as opposed to them being completely unused.

### ***Informal use***

A number of football pitches in the area are on open access sites. As such, these pitches are subject to informal use in the form of dog walkers, unorganised games of football and exercise groups. It must be noted, however, that informal use of these sites is not recorded and it is therefore difficult to quantify on a site-by-site basis. Instead, it is recommended that open access sites be protected through an improved maintenance regime.

### ***Peak time***

Spare capacity can only be considered as actual spare capacity if pitches are available at peak time. In Shropshire, peak time is considered to be Sunday AM for all pitches, as the majority of teams across all age groups play at this time.

In the table overleaf, please note that, on occasions, spare capacity in the peak period is identified despite the pitch being played to capacity or overplayed or more spare capacity is identified in the peak period than what exists overall. This is because the majority of use on those particular pitches occurs outside of the peak period, therefore the identified spare capacity at peak time should not be utilised over and above overall capacity unless quality improvements are made that increase overall capacity.

### ***Spare capacity***

To determine 'actual spare capacity', each site with 'potential capacity' identified in the table above has been reviewed. A pitch is only said to have 'actual spare capacity' if it is available for community use and available at the peak time for that format of the game. Any pitch not meeting this criterion has consequently been discounted.

## SHROPSHIRE COUNCIL

### PLAYING PITCH & OUTDOOR SPORTS STRATEGY

---

There may also be situations where, although a site is highlighted as potentially able to accommodate some additional play, this should not be recorded as spare capacity against the site. For example, a site may be managed to operate slightly below full capacity to ensure that it can cater for a number of regular friendly matches and activities that take place but are difficult to quantify on a weekly basis.

Pitches that are of a poor quality are not deemed to have actual spare capacity due to the already low carrying capacity of the pitches. Any identified spare capacity should be retained in order to relieve the pitches of use, which in turn will aid the improvement of pitch quality. Furthermore, any pitches with unsecured tenure are not considered to have actual spare capacity as no further play should be encouraged on such sites given that future access cannot be guaranteed. The way this will be represented in the Table 2.12 is as followed.

*Table 2.11: Spare capacity examples*

Spare capacity in peak period (examples)	Explanation of spare capacity
1	If the cell is highlighted in green with a number, it means this is actual available spare capacity at peak period (Sunday AM) in match equivalent sessions.
-	If the cell has a dash in it, it means the pitch is played to capacity at peak period (Sunday AM)
1	If the cell has a number in it but is not highlighted, it means the pitch has spare capacity at peak period (Sunday AM), however this is discounted due to unsecure tenure, poor pitch quality, the pitch not being available for community use or the pitch already being played to capacity or being overplayed so it cannot accommodate any additional demand.

# SHROPSHIRE COUNCIL PLAYING PITCH & OUTDOOR SPORTS STRATEGY

Table 2.12: Football pitch capacity analysis

Place plan	Site ID	Site name	Community use?	Management	Security of tenure	Pitch type	Pitch size	No. of pitches	Agreed quality rating	Current play <sup>7</sup>	Site capacity <sup>8</sup>	Capacity balance <sup>9</sup>	Spare capacity in peak period	Comments
<b>Central Analysis Area</b>														
Pontesbury & Minsterley	152	Lea Cross Pitches	Yes	Commercial	Unsecure	Mini	(5v5)	1	Poor	1	2	1	-	Pitch is played to capacity at peak period
Pontesbury & Minsterley	152	Lea Cross Pitches	Yes	Commercial	Unsecure	Mini	(7v7)	1	Poor	1.5	2	0.5	-	Pitch is played to capacity at peak period
Pontesbury & Minsterley	152	Lea Cross Pitches	Yes	Commercial	Unsecure	Youth	(11v11)	2	Poor	3	2	1	-	Pitches are overplayed by 1 match equivalent session
Pontesbury & Minsterley	152	Lea Cross Pitches	Yes	Commercial	Unsecure	Youth	(9v9)	1	Poor	3	1	2	-	Pitch is overplayed by 2 match equivalent sessions
Pontesbury & Minsterley	174	Mary Webb School and Science College	No	Education	Unsecure	Adult		1	Poor	1	1		1	Pitch is considered played to capacity through curricular use
Pontesbury & Minsterley	182	Minsterley Playing Fields	Yes	Minsterley PC	Secure	Adult		1	Poor	0.5	1	0.5	0.5	Spare capacity of 0.5 match equivalent sessions is discounted due to poor quality
Pontesbury & Minsterley	218	Pontesbury Playing Fields	Yes	Pontesbury PC	Secure	Adult		1	Poor	-	1	1	1	Spare capacity of 1 match equivalent session is discounted due to poor quality
Pontesbury & Minsterley	218	Pontesbury Playing Fields	Yes	Pontesbury PC	Secure	Mini	(5v5)	1	Standard	0.5	4	3.5	1	Actual spare capacity of 1 match equivalent session
Pontesbury & Minsterley	218	Pontesbury Playing Fields	Yes	Pontesbury PC	Secure	Mini	(7v7)	1	Standard	0.5	4	3.5	0.5	Actual spare capacity of 0.5 match equivalent sessions
Pontesbury & Minsterley	367	The Coates (Snailbeach White Stars FC)	Yes	Private	Unsecure	Adult		1	Poor	0.5	1	0.5	0.5	Spare capacity of 0.5 match equivalent sessions is discounted due to poor quality
Shrewsbury	19	Baschurch Playground	Yes	Baschurch PC	Secure	Mini	(7v7)	1	Poor	-	2	2	1	Spare capacity of 1 match equivalent session is discounted due to poor quality
Shrewsbury	21	Baschurch Village Hall Pitches	Yes	Baschurch PC	Secure	Adult		1	Poor	1	1		0.5	Pitch is played to capacity
Shrewsbury	21	Baschurch Village Hall Pitches	Yes	Baschurch PC	Secure	Mini	(7v7)	1	Poor	2	2		-	Pitch is played to capacity
Shrewsbury	21	Baschurch Village Hall Pitches	Yes	Baschurch PC	Secure	Youth	(9v9)	1	Poor	0.5	1	0.5	0.5	Spare capacity of 0.5 match equivalent sessions is discounted due to poor quality
Shrewsbury	27	Belvidere School	No	Education	Unsecure	Adult		2	Poor	2	2		2	Pitches are considered played to capacity through curricular use
Shrewsbury	27	Belvidere School	No	Education	Unsecure	Youth	(9v9)	1	Poor	1	1		1	Pitch is considered played to capacity through curricular use
Shrewsbury	29	Bicton Village Hall	Yes	Bicton PC	Secure	Mini	(7v7)	1	Poor	-	1	1	1	Spare capacity of 1 match equivalent session is discounted due to poor quality
Shrewsbury	35	Boiler House Pitch	Yes	Shrewsbury TC	Secure	Adult		1	Poor	1.5	1	0.5	-	Pitch is overplayed by 0.5 match equivalent sessions
Shrewsbury	69	Church Road Recreation Ground	Yes	Shrewsbury TC	Secure	Adult		1	Standard	0.5	2	1.5	0.5	Actual spare capacity of 0.5 match equivalent sessions
Shrewsbury	89	Condover Sports Ground	Yes	Condover PC	Secure	Youth	(11v11)	2	Standard	-	4	4	2	Actual spare capacity of 2 match equivalent sessions
Shrewsbury	91	Corbet School	Yes	Education	Unsecure	Adult		1	Standard	1	2	2	1	Spare capacity of 1 match equivalent session discounted due to unsecure tenure
Shrewsbury	107	Dorrington Village Hall	Yes	Condover PC	Secure	Adult		1	Standard	0.5	2	1.5	0.5	Actual spare capacity of 0.5 match equivalent sessions
Shrewsbury	108	Douglas Swire Memorial Hall	Yes	Community organisation	Secure	Adult		1	Poor	-	1	1	1	Spare capacity of 1 match equivalent session is discounted due to poor quality
Shrewsbury	115	Frankwell Recreation Ground	Yes	Shrewsbury TC	Secure	Youth	(9v9)	1	Standard	1	2	1	-	Pitch is played to capacity at peak period
Shrewsbury	120	The Grange Sports Centre	No	Education	Unsecure	Adult		1	Standard	1	2	1	1	Spare capacity of 1 match equivalent session discounted due to unsecure tenure
Shrewsbury	120	The Grange Sports Centre	No	Education	Unsecure	Youth	(11v11)	1	Standard	1	2	1	1	Spare capacity of 1 match equivalent session discounted due to unsecure tenure

<sup>7</sup> Match equivalent sessions

<sup>8</sup> Match equivalent sessions; based on pitch quality - the FA recommends a maximum number of match equivalent sessions to be accommodate per pitch type. Please refer to Section 2.4 for the full breakdown.

<sup>9</sup> Red indicates overplay, green indicates potential spare capacity and amber indicates at capacity.

# SHROPSHIRE COUNCIL PLAYING PITCH & OUTDOOR SPORTS STRATEGY

Place plan	Site ID	Site name	Community use?	Management	Security of tenure	Pitch type	Pitch size	No. of pitches	Agreed quality rating	Current play <sup>7</sup>	Site capacity <sup>8</sup>	Capacity balance <sup>9</sup>	Spare capacity in peak period	Comments
Shrewsbury	126	Hanwood Recreation Ground	Yes	Community organisation	Secure	Adult		1	Standard	1	2	1	0.5	Actual spare capacity of 0.5 match equivalent sessions
Shrewsbury	158	London Road Sports Centre	Yes	Education / Commercial	Secure	Adult		1	Poor	-	1	1	1	Spare capacity of 1 match equivalent session is discounted due to poor quality
Shrewsbury	158	London Road Sports Centre	Yes	Education / Commercial	Secure	Adult		5	Good	5	15	10	-	Pitches are played to capacity at peak period
Shrewsbury	158	London Road Sports Centre	Yes	Education / Commercial	Secure	Mini	(5v5)	2	Good	2.5	12	9.5	-	Pitches are played to capacity at peak period
Shrewsbury	158	London Road Sports Centre	Yes	Education / Commercial	Secure	Youth	(11v11)	2	Good	8.5	8	0.5	-	Pitch is overplayed by 0.5 match equivalent sessions
Shrewsbury	158	London Road Sports Centre	Yes	Education / Commercial	Secure	Youth	(9v9)	3	Good	3.5	12	8.5	1.5	Actual spare capacity of 1.5 match equivalent sessions
Shrewsbury	177	Meole Brace Church of England Primary School	Yes	Education	Unsecure	Mini	(5v5)	1	Poor	0.5	2	1.5	0.5	Spare capacity of 0.5 match equivalent session discounted due to unsecure tenure
Shrewsbury	177	Meole Brace Church of England Primary School	Yes	Education	Unsecure	Mini	(7v7)	1	Poor	1.5	2	0.5	-	Pitch is played to capacity at peak period
Shrewsbury	178	Mereside Church of England Primary School	Yes	Education	Unsecure	Mini	(7v7)	1	Poor	1.5	2	0.5	0.5	Spare capacity of 0.5 match equivalent session discounted due to unsecure tenure
Shrewsbury	178	Mereside Church of England Primary School	Yes	Education	Unsecure	Youth	(9v9)	1	Poor	0.5	1	0.5	0.5	Spare capacity of 0.5 match equivalent session discounted due to unsecure tenure
Shrewsbury	185	Monkmoor Outdoor Recreation Centre	Yes	Shrewsbury TC	Secure	Youth	(11v11)	2	Standard	3	4	1	-	Pitches are played to capacity at peak period
Shrewsbury	196	Nesscliffe Playing Field	Yes	Great Ness & Little Ness PC	Secure	Adult		1	Poor	-	1	1	1	Spare capacity of 1 match equivalent session is discounted due to poor quality
Shrewsbury	214	Oxon Recreation Ground	Yes	Shrewsbury TC	Secure	Youth	(11v11)	1	Poor	0.5	1	0.5	0.5	Spare capacity of 0.5 match equivalent session is discounted due to poor quality
Shrewsbury	222	Prestfelde Preparatory School	Yes	Education	Unsecure	Mini	(5v5)	2	Good	2	12	10	2	Spare capacity of 2 match equivalent sessions discounted due to unsecure tenure
Shrewsbury	222	Prestfelde Preparatory School	Yes	Education	Unsecure	Mini	(7v7)	2	Good	2	12	10	2	Spare capacity of 2 match equivalent sessions discounted due to unsecure tenure
Shrewsbury	222	Prestfelde Preparatory School	Yes	Education	Unsecure	Youth	(11v11)	1	Good	1	4	3	1	Spare capacity of 1 match equivalent session discounted due to unsecure tenure
Shrewsbury	222	Prestfelde Preparatory School	Yes	Education	Unsecure	Youth	(9v9)	1	Good	1	4	3	1	Spare capacity of 1 match equivalent session discounted due to unsecure tenure
Shrewsbury	226	Raby Crescent Recreation Ground	Yes	Shrewsbury TC	Secure	Mini	(7v7)	1	Poor	1	2	1	-	Pitch is played to capacity at peak period
Shrewsbury	232	Rocke Street Recreation Ground	Yes	Shrewsbury TC	Secure	Youth	(9v9)	1	Standard	1.5	2	0.5	-	Pitch is played to capacity at peak period
Shrewsbury	233	Roman Road Sports Centre (Meole Brace School)	Yes	Council	Secure	Adult		1	Standard	1	2	1	1	Actual spare capacity of 1 match equivalent sessions
Shrewsbury	233	Roman Road Sports Centre (Meole Brace School)	Yes	Council	Secure	Youth	(11v11)	1	Standard	1	2	1	-	Pitch is played to capacity at peak period
Shrewsbury	233	Roman Road Sports Centre (Meole Brace School)	Yes	Council	Secure	Youth	(9v9)	1	Standard	1.5	2	0.5	-	Pitch is played to capacity at peak period
Shrewsbury	246	Shorncliffe Drive Recreation Ground	Yes	Shrewsbury TC	Secure	Youth	(11v11)	1	Standard	1	2	1	-	Pitch is played to capacity at peak period
Shrewsbury	248	Shrewsbury Community Football Hub	Yes	STinC	Secure	Adult		1	Good	3	3		-	Pitch is played to capacity
Shrewsbury	250	Shrewsbury High Prep School	No	Education	Unsecure	Youth	(11v11)	1	Standard	1	2	1	1	Not available for community use
Shrewsbury	250	Shrewsbury High Prep School	No	Education	Unsecure	Youth	(9v9)	1	Standard	1	2	1	1	Not available for community use
Shrewsbury	253	Shrewsbury School	No	Education	Unsecure	Adult		6	Good	6	18	12	6	Not available for community use
Shrewsbury	253	Shrewsbury School	No	Education	Unsecure	Mini	(7v7)	1	Good	1	6	5	1	Not available for community use
Shrewsbury	253	Shrewsbury School	No	Education	Unsecure	Youth	(11v11)	2	Good	2	8	6	2	Not available for community use
Shrewsbury	253	Shrewsbury School	No	Education	Unsecure	Youth	(9v9)	1	Good	1	4	3	1	Not available for community use
Shrewsbury	255	Shrewsbury Sports Village	Yes	Council	Secure	Adult		8	Standard	7.5	16	8.5	3	Actual spare capacity of 3 match equivalent sessions

# SHROPSHIRE COUNCIL PLAYING PITCH & OUTDOOR SPORTS STRATEGY

Place plan	Site ID	Site name	Community use?	Management	Security of tenure	Pitch type	Pitch size	No. of pitches	Agreed quality rating	Current play <sup>7</sup>	Site capacity <sup>8</sup>	Capacity balance <sup>9</sup>	Spare capacity in peak period	Comments
Shrewsbury	255	Shrewsbury Sports Village	Yes	Council	Secure	Mini	(5v5)	2	Standard	0.5	8	7.5	1.5	Actual spare capacity of 1.5 match equivalent sessions
Shrewsbury	255	Shrewsbury Sports Village	Yes	Council	Secure	Mini	(7v7)	2	Standard	2	8	6	0.5	Actual spare capacity of 0.5 match equivalent sessions
Shrewsbury	255	Shrewsbury Sports Village	Yes	Council	Secure	Youth	(11v11)	3	Standard	6	6		-	Pitch is played to capacity at peak period
Shrewsbury	255	Shrewsbury Sports Village	Yes	Council	Secure	Youth	(9v9)	2	Standard	3.5	4	0.5	-	Pitch is played to capacity at peak period
Shrewsbury	256	Shrewsbury Town FC (Sundorne Castle Training Ground)	No	Sports club	Secure	Adult		2	Good	-	-	-	-	Pitches used for elite football no wider community use
Shrewsbury	257	Shrewsbury Town Football Club (New Meadow)	Yes	Sports club	Secure	Adult		1	Good	-	-	-	-	Pitch used for elite football no wider community use
Shrewsbury	259	Unison Club (Column Cricket, Bowls & Tennis Club)	Yes	Sports club	Secure	Adult		1	Poor	-	1	1	1	Spare capacity of 1 match equivalent session is discounted due to poor quality
Shrewsbury	260	Springfield Recreation Ground	Yes	Shrewsbury TC	Secure	Adult		2	Standard	3	4	1	-	Pitches are played to capacity at peak period
Shrewsbury	260	Springfield Recreation Ground	Yes	Shrewsbury TC	Secure	Youth	(9v9)	1	Standard	0.5	2	1.5	0.5	Actual spare capacity of 0.5 match equivalent sessions
Shrewsbury	276	Stanley Parker Playing Fields	Yes	Bayston Hill PC / Council	Secure	Adult		3	Standard	2.5	6	3.5	0.5	Actual spare capacity of 0.5 match equivalent sessions
Shrewsbury	276	Stanley Parker Playing Fields	Yes	Bayston Hill PC / Council	Secure	Mini	(5v5)	1	Standard	0.5	4	3.5	0.5	Actual spare capacity of 0.5 match equivalent sessions
Shrewsbury	276	Stanley Parker Playing Fields	Yes	Bayston Hill PC / Council	Secure	Mini	(7v7)	1	Standard	1.5	4	2.5	-	Pitch is played to capacity at peak period
Shrewsbury	276	Stanley Parker Playing Fields	Yes	Bayston Hill PC / Council	Secure	Youth	(9v9)	1	Standard	1.5	2	0.5	-	Pitch is played to capacity at peak period
Shrewsbury	295	The Priory School	Yes	Education	Unsecure	Youth	(11v11)	1	Standard	1	2	1	1	Spare capacity of 1 match equivalent session discounted due to unsecure tenure
Shrewsbury	295	The Priory School	Yes	Education	Unsecure	Youth	(9v9)	1	Standard	1	2	1	1	Spare capacity of 1 match equivalent session discounted due to unsecure tenure
Shrewsbury	308	Upton Lane Recreation Ground	Yes	Shrewsbury TC	Secure	Youth	(11v11)	1	Standard	-	2	2	1	Actual spare capacity of 1 match equivalent session
Shrewsbury	350	Shelton Recreation Ground	Yes	Shrewsbury TC	Secure	Mini	(5v5)	1	Standard	2	4	2	-	Pitch is played to capacity at peak period
Shrewsbury	350	Shelton Recreation Ground	Yes	Shrewsbury TC	Secure	Mini	(7v7)	1	Standard	1.5	4	2.5	-	Pitch is played to capacity at peak period
<b>North East Analysis Area</b>														
Market Drayton	63	Cheswardine Parish Council	Yes	Cheswardine PC	Secure	Youth	(9v9)	1	Poor	-	1	1	1	Spare capacity of 1 match equivalent session is discounted due to poor quality
Market Drayton	66	Childs Ercall Playing Field	Yes	Childs Ercall PC	Secure	Adult		1	Poor	-	1	1	1	Spare capacity of 1 match equivalent session is discounted due to poor quality
Market Drayton	78	Clive Barracks	No	MOD	Unsecure	Adult		1	Standard	-	2	2	1	Not available for community use
Market Drayton	123	Greenfields Sports Ground	Yes	MDSA	Unsecure	Adult		1	Good	1	3	2	1	Spare capacity of 1 match equivalent session discounted due to unsecure tenure
Market Drayton	123	Greenfields Sports Ground	Yes	MDSA	Unsecure	Mini	(5v5)	1	Standard	1	4	3	-	Pitch is played to capacity at peak period
Market Drayton	123	Greenfields Sports Ground	Yes	MDSA	Unsecure	Mini	(7v7)	2	Standard	1	8	7	1	Spare capacity of 1 match equivalent sessions is discounted due to unsecure tenure.
Market Drayton	123	Greenfields Sports Ground	Yes	MDSA	Unsecure	Youth	(11v11)	1	Standard	3	2	1	-	Pitch is overplayed by 1 match equivalent session
Market Drayton	123	Greenfields Sports Ground	Yes	MDSA	Unsecure	Youth	(9v9)	1	Standard	1.5	2	0.5	-	Pitch is played to capacity at peak period
Market Drayton	135	Hinstock Recreation Ground	Yes	Hinstock PC	Secure	Adult		1	Poor	0.5	1	0.5	0.5	Spare capacity of 0.5 match equivalent sessions is discounted due to poor quality
Market Drayton	136	HMP Stoke Heath	No	HMP	Unsecure	Adult		1	Poor		1		1	Not available for community use /access
Market Drayton	138	Hodnet Social Club	Yes	Sports club	Secure	Adult		1	Poor	0.5	1	0.5	0.5	Spare capacity of 0.5 match equivalent sessions is discounted due to poor quality
Market Drayton	171	Market Drayton Community Amateur Sports Club	Yes	Sports club	Secure	Youth	(9v9)	1	Standard	-	2	2	1	Actual spare capacity of 1 match equivalent session
Market Drayton	287	The Grove School	No	Education	Unsecure	Adult		1	Standard	1	2	2	1	Spare capacity of 1 match equivalent session discounted due to unsecure tenure
Market Drayton	287	The Grove School	No	Education	Unsecure	Youth	(11v11)	1	Standard	1	2	2	1	Spare capacity of 1 match equivalent session discounted due to unsecure tenure

# SHROPSHIRE COUNCIL PLAYING PITCH & OUTDOOR SPORTS STRATEGY

Place plan	Site ID	Site name	Community use?	Management	Security of tenure	Pitch type	Pitch size	No. of pitches	Agreed quality rating	Current play <sup>7</sup>	Site capacity <sup>8</sup>	Capacity balance <sup>9</sup>	Spare capacity in peak period	Comments
Market Drayton	287	The Grove School	No	Education	Unsecure	Youth	(9v9)	1	Standard	1	2	2	1	Spare capacity of 1 match equivalent session discounted due to unsecure tenure
Wem	54	Butler Sports Centre	Yes	Wem TC	Secure	Adult		1	Standard	2	2		-	Pitch is played to capacity
Wem	54	Butler Sports Centre	Yes	Wem TC	Secure	Mini	(7v7)	1	Standard	2	4	2	-	Pitch is played to capacity at peak period
Wem	54	Butler Sports Centre	Yes	Wem TC	Secure	Youth	(9v9)	1	Standard	0.5	2	1.5	0.5	Actual spare capacity of 0.5 match equivalent sessions
Wem	230	RAF Shawbury	No	MOD	Unsecure	Adult		2	Standard	-	4	4	-	No community use
Wem	242	Shawbury Recreation Ground	Yes	Shawbury PC	Secure	Adult		1	Standard	2.5	1	1.5	-	Pitch is overplayed by 1.5 match equivalent sessions
Wem	301	Thomas Adams Sports Centre	Yes	Education	Unsecure	Adult		1	Standard	1	2	1	1	Spare capacity of 1 match equivalent session discounted due to unsecure tenure
Wem	301	Thomas Adams Sports Centre	Yes	Education	Unsecure	Youth	(11v11)	3	Standard	3	6	3	3	Spare capacity of 3 match equivalent sessions discounted due to unsecure tenure
Wem	312	Wem Recreation Ground	Yes	Wem TC	Secure	Adult		1	Poor	-	1	1	1	Spare capacity of 1 match equivalent session is discounted due to poor quality
Wem	370	Shawbury Junior Football Club (Ponyton)	Yes	Private	Unsecure	Mini	(5v5)	1	Poor	1.5	2	0.5	-	Pitch is played to capacity at peak period
Wem	370	Shawbury Junior Football Club (Ponyton)	Yes	Private	Unsecure	Mini	(7v7)	1	Poor	1	2	1	-	Pitch is played to capacity at peak period
Wem	370	Shawbury Junior Football Club (Ponyton)	Yes	Private	Unsecure	Youth	(9v9)	1	Poor	1	1		-	Pitch is played to capacity at peak period
Whitchurch	105	Deermoss Park	Yes	Council	Secure	Youth	(11v11)	1	Poor	-	1	1	1	Spare capacity of 1 match equivalent session is discounted due to poor quality
Whitchurch	221	Prees Cricket and Recreation Club	Yes	Sports club	Secure	Adult		1	Good	0.5	3	2.5	1	Pitch is played to capacity at peak period through overmarking
Whitchurch	221	Prees Cricket and Recreation Club	Yes	Sports club	Secure	Mini <sup>10</sup>	(7v7)	1	Good	2	6	4	-	Pitch is played to capacity at peak period
Whitchurch	221	Prees Cricket and Recreation Club	Yes	Sports club	Secure	Youth	(11v11)	1	Good	3	4	1	-	Pitch is played to capacity at peak period
Whitchurch	221	Prees Cricket and Recreation Club	Yes	Sports club	Secure	Youth <sup>11</sup>	(9v9)	1	Good	2.5	4	1.5	-	Pitch is played to capacity at peak period
Whitchurch	225	Queensway Park	Yes	Community organisation	Secure	Adult		1	Standard	-	2	2	1	Actual spare capacity of 1 match equivalent session
Whitchurch	225	Queensway Park	Yes	Community organisation	Secure	Mini	(5v5)	1	Standard	-	4	4	1	Actual spare capacity of 1 match equivalent session
Whitchurch	321	Whitchurch Sports & Leisure Centre (Sir John Talbot School)	Yes	Education	Unsecure	Adult		1	Poor	1	1	1	1	Spare capacity of 1 match equivalent session discounted due to unsecure tenure
Whitchurch	321	Whitchurch Sports & Leisure Centre (Sir John Talbot School)	Yes	Education	Unsecure	Mini	(5v5)	1	Poor	1	2	1	-	Pitch is played to capacity at peak period
Whitchurch	321	Whitchurch Sports & Leisure Centre (Sir John Talbot School)	Yes	Education	Unsecure	Mini	(7v7)	1	Poor	1.5	2	0.5	-	Pitch is played to capacity at peak period
Whitchurch	321	Whitchurch Sports & Leisure Centre (Sir John Talbot School)	Yes	Education	Unsecure	Youth	(11v11)	1	Poor	2.5	1	1.5	-	Pitch overplayed by 1.5 match equivalent sessions
Whitchurch	340	Yockings Park (Whitchurch Alport Juniors FC)	Yes	Sports club	Secure	Adult		1	Standard	1.5	2	0.5	1	Actual spare capacity of 1 match equivalent session
Whitchurch	340	Yockings Park (Whitchurch Alport Juniors FC)	Yes	Sports club	Secure	Youth	(9v9)	1	Standard	1	2	1	0.5	Actual spare capacity of 0.5 match equivalent sessions
<b>North West Analysis Area</b>														
Ellesmere	25	Beech Grove Playing Fields	Yes	Sports club	Secure	Adult		2	Standard	3	4	1	0.5	Actual spare capacity of 0.5 match equivalent sessions
Ellesmere	25	Beech Grove Playing Fields	Yes	Ellesmere TC	Secure	Mini	(5v5)	1	Standard	0.5	4	3.5	0.5	Actual spare capacity of 0.5 match equivalent sessions
Ellesmere	25	Beech Grove Playing Fields	Yes	Ellesmere TC	Secure	Mini	(7v7)	1	Standard	1	4	3	-	Pitch is played to capacity at peak period

<sup>10</sup> Overmarked on the adult pitch

<sup>11</sup> Overmarked on the youth 11v11 pitch

# SHROPSHIRE COUNCIL PLAYING PITCH & OUTDOOR SPORTS STRATEGY

Place plan	Site ID	Site name	Community use?	Management	Security of tenure	Pitch type	Pitch size	No. of pitches	Agreed quality rating	Current play <sup>7</sup>	Site capacity <sup>8</sup>	Capacity balance <sup>9</sup>	Spare capacity in peak period	Comments
Ellesmere	25	Beech Grove Playing Fields	Yes	Ellesmere TC	Secure	Youth	(9v9)	1	Standard	0.5	2	1.5	0.5	Actual spare capacity of 0.5 match equivalent sessions
Ellesmere	111	Ellesmere College	Yes	Education	Unsecure	Adult		5	Good	5	15	10	5	Spare capacity of 5 match equivalent session discounted due to unsecure tenure
Ellesmere	151	Lakelands Academy	No	Education	Unsecure	Adult		1	Poor	1	1		1	Pitch is considered played to capacity through curricular use
Ellesmere	180	Millennium Village Hall Playing Fields	Yes	Community organisation	Secure	Adult		1	Poor	-	1	1	1	Spare capacity of 1 match equivalent session is discounted due to poor quality
Oswestry	156	Llanymynech Village Hall	Yes	Community organisation	Unsecure	Youth	(11v11)	1	Poor	2	1	1	-	Pitch is overplayed by 1 match equivalent session
Oswestry	169	Marches School	No	Education	Unsecure	Adult		1	Standard	1	2	1	1	Spare capacity of 1 match equivalent session discounted due to unsecure tenure
Oswestry	169	Marches School	No	Education	Unsecure	Youth	(11v11)	1	Standard	1	2	1	1	Spare capacity of 1 match equivalent session discounted due to unsecure tenure
Oswestry	169	Marches School	No	Education	Unsecure	Youth	(9v9)	1	Standard	1	2	1	1	Spare capacity of 1 match equivalent session discounted due to unsecure tenure
Oswestry	189	Morton Playing Field	Yes	Community organisation	Secure	Adult		1	Poor	-	1	1	1	Spare capacity of 1 match equivalent session is discounted due to poor quality
Oswestry	189	Morton Playing Field	Yes	Community organisation	Secure	Youth	(9v9)	1	Poor	1	1		-	Pitch is played to capacity
Oswestry	208	Oswestry Boys & Girls Football Club	Yes	Sports club	Secure	Mini	(5v5)	1	Standard	1.5	4	2.5	-	Pitch is played to capacity at peak period
Oswestry	208	Oswestry Boys & Girls Football Club	Yes	Sports club	Secure	Mini	(7v7)	2	Standard	3	8	5	-	Pitches are played to capacity at peak period
Oswestry	208	Oswestry Boys & Girls Football Club	Yes	Sports club	Secure	Youth	(11v11)	3	Standard	3	6	3	0.5	Actual spare capacity of 0.5 match equivalent sessions
Oswestry	208	Oswestry Boys & Girls Football Club	Yes	Sports club	Secure	Youth	(9v9)	1	Standard	1	2	1	-	Pitch is played to capacity at peak period
Oswestry	211	Oswestry School	Yes	Education	Unsecure	Adult		2	Good	2	6	4	2	Spare capacity of 2 match equivalent sessions discounted due to unsecure tenure
Oswestry	211	Oswestry School	Yes	Education	Unsecure	Mini	(7v7)	1	Good	1.5	6	4.5	-	Pitch is played to capacity at peak period
Oswestry	211	Oswestry School	Yes	Education	Unsecure	Youth	(11v11)	1	Good	1	4	3	-	Pitch is played to capacity at peak period
Oswestry	211	Oswestry School	Yes	Education	Unsecure	Youth	(9v9)	1	Good	0.5	4	3.5	0.5	Spare capacity of 0.5 match equivalent sessions discounted due to unsecure tenure
Oswestry	215	Packwood Haugh School	No	Education	Unsecure	Youth	(11v11)	4	Good	4	16	14	4	Not available for community use
Oswestry	266	St Martins Playing Field	Yes	Private	Unsecure	Adult		1	Poor	1	1		1	Pitch is played to capacity
Oswestry	293	The Playing Fields	Yes	Selattyn & Gobowen PC	Secure	Adult		1	Poor	0.5	1	0.5	1	Spare capacity of 1 match equivalent session is discounted due to poor quality
Oswestry	293	The Playing Fields	Yes	Selattyn & Gobowen PC	Secure	Youth	(9v9)	1	Poor	-	1	1	1	Spare capacity of 1 match equivalent session is discounted due to poor quality
Oswestry	304	Trefonen Playing Fields	Yes	Council	Secure	Adult		1	Poor	0.5	1	1	1	Spare capacity of 1 match equivalent session is discounted due to poor quality
Oswestry	316	Weston Road	Yes	Oswestry Rural PC	Secure	Adult		1	Poor	1	1		0.5	Pitch is played to capacity
Oswestry	379	St Johns The Baptist C of E Primary School	No	Education	Unsecure	Mini	(7v7)	1	Poor	1	2	2	1	Not available for community use
<b>South Analysis Area</b>														
Cleobury Mortimer	75	Clee Hill Recreation Ground (Knowle Sports Club)	Yes	Sports club	Secure	Adult		1	Poor	0.5	1	0.5	1	Spare capacity of 1 match equivalent session is discounted due to poor quality
Cleobury Mortimer	75	Clee Hill Recreation Ground (Knowle Sports Club)	Yes	Sports club	Secure	Mini	(7v7)	1	Poor	-	2	2	1	Spare capacity of 1 match equivalent session is discounted due to poor quality
Cleobury Mortimer	77	Cleobury Mortimer Playing Field	Yes	Cleobury Mortimer TC	Secure	Youth	(9v9)	1	Poor	0.5	1	0.5	1	Spare capacity of 1 match equivalent session is discounted due to poor quality
Ludlow	164	Ludlow Church of England School	No	Education	Unsecure	Adult		2	Poor	2	2		2	Pitch is considered played to capacity through curricular use

# SHROPSHIRE COUNCIL PLAYING PITCH & OUTDOOR SPORTS STRATEGY

Place plan	Site ID	Site name	Community use?	Management	Security of tenure	Pitch type	Pitch size	No. of pitches	Agreed quality rating	Current play <sup>7</sup>	Site capacity <sup>8</sup>	Capacity balance <sup>9</sup>	Spare capacity in peak period	Comments
Ludlow	186	Moor Park School	Yes	Education	Unsecure	Mini	(7v7)	3	Good	3	18	15	3	Spare capacity of 3 match equivalent session discounted due to unsecure tenure
Ludlow	289	The Ludlow Stadium	Yes	STinC <sup>12</sup>	Secure	Adult		2	Good	2.5	6	3.5	0.5	Actual spare capacity of 0.5 match equivalent sessions
Ludlow	289	The Ludlow Stadium	Yes	STinC	Secure	Youth	(11v11)	1	Good	2.5	4	1.5	-	Pitch is played to capacity at peak period
Ludlow	368	The Recreation Field	Yes	Community organisation	Unsecure	Mini	(7v7)	1	Poor	0.5	2	1.5	1	Spare capacity of 1 match equivalent session is discounted due to poor quality
<b>South East Analysis Area</b>														
Albrighton	8	Albrighton Primary School	Yes	Education	Unsecure	Mini	(5v5)	1	Poor	5	2	3	-	Pitch is overplayed by 3 match equivalent sessions
Albrighton	8	Albrighton Primary School	Yes	Education	Unsecure	Youth	(9v9)	1	Poor	1	1		0.5	Pitch is played to capacity
Albrighton	23	Beckbury Playing Fields	Yes	Beckbury PC	Secure	Youth	(9v9)	1	Poor	1	1		-	Pitch is played to capacity
Albrighton	229	RAF Cosford School of Physical Training	Yes	MOD	Unsecure	Adult		3	Standard	1.5	6	4.5	2.5	Spare capacity of 2.5 match equivalent sessions discounted due to unsecure tenure
Albrighton	229	RAF Cosford School of Physical Training	No	MOD	Unsecure	Youth	(9v9)	1	Standard	-	2	2	-	No community use
Bridgnorth	6	AFC Bridgnorth	Yes	Sports club	Secure	Adult		1	Poor	1	1		1	Pitch is played to capacity
Bridgnorth	10	Alveley Recreation Ground	Yes	Community organisation	Secure	Adult		1	Poor	0.5	1	0.5	0.5	Spare capacity of 0.5 match equivalent sessions is discounted due to poor quality
Bridgnorth	10	Alveley Recreation Ground	Yes	Community organisation	Secure	Youth	(9v9)	1	Poor	0.5	1	0.5	0.5	Spare capacity of 0.5 match equivalent sessions is discounted due to poor quality
Bridgnorth	50	Brown Clee Football Club	Yes	Private	Unsecure	Adult		1	Poor	0.5	1	0.5	1	Spare capacity of 0.5 match equivalent sessions is discounted due to poor quality
Bridgnorth	72	Claverley CE Primary School	Yes	Claverley PC / Education	Secure	Youth	(11v11)	1	Standard	1	2	1	1	Actual spare capacity of 1 match equivalent session
Bridgnorth	102	Crown Meadow	Yes	Bridgnorth TC	Secure	Adult		1	Poor	0	1	1	1	Spare capacity of 1 match equivalent session is discounted due to poor quality
Bridgnorth	102	Crown Meadow	Yes	Bridgnorth TC	Secure	Mini	(7v7)	1	Poor	2.5	2	0.5	-	Pitch is overplayed by 0.85 match equivalent sessions
Bridgnorth	116	Friars Playing Fields (Unattached Playing Fields)	Yes	Education	Unsecure	Adult		6	Poor	1.5	6	4.5	4.5	Spare capacity of 4.5 match equivalent sessions is discounted due to poor quality
Bridgnorth	116	Friars Playing Fields (Unattached Playing Fields)	Yes	Education	Unsecure	Mini	(7v7)	1	Poor	0.5	2	1.5	0.5	Spare capacity of 0.5 match equivalent sessions is discounted due to poor quality
Bridgnorth	116	Friars Playing Fields (Unattached Playing Fields)	Yes	Education	Unsecure	Youth	(11v11)	1	Poor	0.5	1	0.5	1	Spare capacity of 1 match equivalent session. is discounted due to poor quality
Bridgnorth	116	Friars Playing Fields (Unattached Playing Fields)	Yes	Education	Unsecure	Youth	(9v9)	1	Poor	1	1		-	Pitch played to capacity
Bridgnorth	206	Oldbury Wells School	Yes	Education	Unsecure	Mini	(5v5)	2	Poor	2.5	4	1.5	-	Pitch is played to capacity at peak period
Bridgnorth	206	Oldbury Wells School	Yes	Education	Unsecure	Mini	(7v7)	1	Poor	2	2		-	Pitch is played to capacity
Bridgnorth	206	Oldbury Wells School	Yes	Education	Unsecure	Youth	(11v11)	3	Poor	3	3		-	Pitches are played to capacity
Bridgnorth	206	Oldbury Wells School	Yes	Education	Unsecure	Youth	(9v9)	1	Poor	1	1		-	Pitch is played to capacity
Broseley	16	Barrow 1618 CE Free School	Yes	Education	Unsecure	Youth	(9v9)	1	Poor	0.5	1	0.5	0.5	Spare capacity of 0.5 match equivalent sessions discounted due to unsecure tenure
Broseley	30	Birchmeadow Playing Fields	Yes	Council	Secure	Adult		1	Standard	0	2	2	1	Actual spare capacity of 1 match equivalent session
Broseley	30	Birchmeadow Playing Fields	Yes	Council	Secure	Youth	(11v11)	1	Standard	2.5	2	0.5	-	Pitch is overplayed by 0.5 match equivalent sessions
Broseley	46	Broseley C of E Primary School	Yes	Education	Unsecure	Mini	(7v7)	1	Poor	0.5	2	1.5	0.5	Spare capacity of 0.5 match equivalent sessions discounted due to unsecure tenure
Broseley	142	John Wilkinson Primary School	Yes	Education	Unsecure	Mini	(5v5)	1	Poor	1.5	2	0.5	0.5	Spare capacity of 0.5 match equivalent sessions discounted due to unsecure tenure
Highley	131	Highley Primary School	Yes	Education	Unsecure	Mini	(7v7)	1	Poor	0.5	2	1.5	0.5	Spare capacity of 0.5 match equivalent sessions discounted due to unsecure tenure
Highley	132	Highley Rugby Club	Yes	Council	Secure	Mini	(5v5)	1	Poor	1	2	1	-	Pitch is played to capacity at peak period

<sup>12</sup> Shrewsbury Town in the Community  
October 2020

# SHROPSHIRE COUNCIL PLAYING PITCH & OUTDOOR SPORTS STRATEGY

Place plan	Site ID	Site name	Community use?	Management	Security of tenure	Pitch type	Pitch size	No. of pitches	Agreed quality rating	Current play <sup>7</sup>	Site capacity <sup>8</sup>	Capacity balance <sup>9</sup>	Spare capacity in peak period	Comments
Highley	132	Highley Rugby Club	Yes	Council	Secure	Youth	(11v11)	1	Poor	0.5	1	0.5	0.5	Actual spare capacity of 0.5 match equivalent session
Highley	238	Severn Centre	Yes	Trust (Halo)	Secure	Adult		1	Poor	-	1	1	1	Spare capacity of 1 match equivalent session. is discounted due to poor quality
Highley	238	Severn Centre	Yes	Trust (Halo)	Secure	Youth	(9v9)	1	Poor	1	1		-	Pitch is played to capacity at peak period
Much Wenlock	97	Cressage Playing Field (Sheinton Rd)	Yes	Cressage, Harley & Sheinton PC	Secure	Adult		1	Poor	-	1	1	1	Spare capacity of 1 match equivalent session is discounted due to poor quality
Much Wenlock	193	Much Wenlock Leisure Centre (William Brookes School)	Yes	Education	Unsecure	Youth	(9v9)	1	Poor	0.5	1	0.5	0.5	Spare capacity of 0.5 match equivalent session is discounted due to poor quality
Much Wenlock	194	Much Wenlock Primary School	Yes	Education	Unsecure	Mini	(7v7)	1	Poor	0.5	2	1.5	0.5	Spare capacity of 0.5 match equivalent sessions discounted due to unsecure tenure
Shifnal	140	Idsall Sports Centre	Yes	Council	Secure	Adult		3	Standard	7.5	6	1.5	-	Pitches are overplayed by 1.5 match equivalent sessions.
Shifnal	140	Idsall Sports Centre	Yes	Council	Secure	Mini	(7v7)	1	Standard	3.5	4	0.5	-	Pitch is played to capacity at peak time.
Shifnal	140	Idsall Sports Centre	Yes	Council	Secure	Youth	(9v9)	2	Standard	4	4		-	Pitches are played to capacity.
Shifnal	153	Lilleshall National Sports & Conferencing Centre	Yes	Commercial	Unsecure	Adult		8	Good	2	24	22	8	Spare capacity of 8 match equivalent sessions discounted due to unsecure tenure
Shifnal	157	Loak Road (Albrighton Football Club)	Yes	Sports club	Secure	Adult		1	Good	4	1	3	-	Pitch is overplayed by 3 match equivalent sessions
Shifnal	245	Shifnal Town FC (The Acoustafam Stadium)	Yes	Sports club	Secure	Adult		1	Good	2.5	3	0.5	1	Spare capacity discounted to ensure Step pitch quality.
Shifnal	317	Wheatfield Drive Recreation Ground	Yes	Shifnal TC	Secure	Mini	(5v5)	2	Poor	3.5	4	0.5	-	Pitch is played to capacity at peak period
<b>South West Analysis Area</b>														
Bishop's Castle	24	Bedstone College	No	Education	Unsecure	Youth	(9v9)	1	Good	1	4	3	1	Spare capacity of 1 match equivalent session discounted due to unsecure tenure
Bishop's Castle	86	Community College Bishops Castle	Yes	Education	Unsecure	Adult		1	Good	2.5	3	0.5	1	Spare capacity of 0.5 match equivalent sessions discounted due to unsecure tenure
Bishop's Castle	86	Community College Bishops Castle	Yes	Education	Unsecure	Mini	(5v5)	1	Standard	0.5	4	3.5	1	Spare capacity of 1 match equivalent session discounted due to unsecure tenure
Bishop's Castle	86	Community College Bishops Castle	Yes	Education	Unsecure	Mini	(7v7)	1	Standard	0.5	4	3.5	0.5	Spare capacity of 0.5 match equivalent sessions discounted due to unsecure tenure
Bishop's Castle	86	Community College Bishops Castle	Yes	Education	Unsecure	Youth	(9v9)	1	Poor	0.5	1	0.5	1	Spare capacity of 1 match equivalent session discounted due to unsecure tenure
Bishop's Castle	197	Newcastle Village Football Pitch	Yes	Community organisation	Secure	Adult		1	Poor	0.5	1	0.5	1	Spare capacity of 1 match equivalent session is discounted due to poor quality
Bishop's Castle	369	Cross Banks (Norbury)	Yes	Community organisation	Secure	Adult		1	Poor	0.5	1	0.5	0.5	Spare capacity of 0.5 match equivalent sessions is discounted due to poor quality
Church Stretton	44	Brooksby Playing Fields	Yes	Church Stretton TC	Secure	Adult		1	Poor	1	1		0.5	Pitch is played to capacity
Church Stretton	44	Brooksby Playing Fields	Yes	Church Stretton TC	Secure	Mini	(7v7)	1	Poor	0.5	2	1.5	0.5	Spare capacity of 1 match equivalent session is discounted due to poor quality
Church Stretton	44	Brooksby Playing Fields	Yes	Church Stretton TC	Secure	Youth	(9v9)	1	Poor	1.5	1	0.5	-	Pitch is overplayed by 0.5 match equivalent sessions
Church Stretton	71	Church Stretton School	Yes	Education	Unsecure	Adult		2	Poor	2	2		2	Pitches are played to capacity
Church Stretton	236	Russels Meadow Ground	Yes	Church Stretton TC	Secure	Adult		2	Standard	1	4	3	1.5	Actual spare capacity of 1.5 match equivalent sessions
Church Stretton	337	Worthen Village Hall	Yes	Community organisation	Secure	Adult		1	Poor	0.5	1	0.5	0.5	Spare capacity of 0.5 match equivalent sessions is discounted due to poor quality
Craven Arms	85	Community Arts Sports Craven Arms (CASCA)	Yes	Community organisation	Secure	Youth	(11v11)	1	Poor	0.5	1	0.5	0.5	Spare capacity of 0.5 match equivalent sessions is discounted due to poor quality

## SHROPSHIRE COUNCIL PLAYING PITCH & OUTDOOR SPORTS STRATEGY

### *Spare capacity summary*

When aggregated from the table above, actual spare capacity totals 26.5 match equivalent sessions per week across 49 pitches. This has been gathered up by area and by pitch type below.

*Table 2.13: Summary of actual spare capacity*

Analysis area	Actual spare capacity (match equivalent sessions per week)					Total
	Adult	Youth 11v11	Youth 9v9	Mini 7v7	Mini 5v5	
Central	6	3	2	1	3	15
North East	2	-	2	-	1	5
North West	0.5	0.5	0.5	-	0.5	2
South	0.5	-	-	-	-	0.5
South East	1	1.5	-	-	-	2.5
South West	1.5	-	-	-	-	1.5
<b>Total</b>	<b>11.5</b>	<b>5</b>	<b>4.5</b>	<b>1</b>	<b>4.5</b>	<b>26.5</b>

Most actual spare capacity is identified on adult pitches, although some is also identified on the remaining pitch types. Most of this spare capacity is in Central Analysis Area which correlates with it also accommodated the most amount of community available pitches. In comparison spare capacity in the South Analysis Area is minimal with only 0.5 match equivalent session.

### *Overplay*

Overplay occurs when there is more play accommodated on a site than it is able to sustain, which can often be due to the low carrying capacity of pitches. In Shropshire, 18 pitches across 13 sites are overplayed by a combined total of 18 match equivalent sessions per week.

As can be seen overleaf, when broken down, 8.5 match equivalent sessions of overplay takes place in the South East Analysis Area, four match equivalent sessions each in the Central and North East analysis areas, one match equivalent session in the North West Analysis Area and 0.5 match equivalent sessions in the South West Analysis Area.

*Table 2.14: Summary of overplay*

Analysis area	Place plan	Site ID	Site name	Pitch type	No. of pitches	Capacity rating (match sessions)
Central	Pontesbury & Minsterley	152	Lea Cross Pitches	(11v11)	2	1
Central	Pontesbury & Minsterley	152	Lea Cross Pitches	(9v9)	1	2
Central	Shrewsbury	35	Boiler House Pitch	Adult	1	0.5
Central	Shrewsbury	158	London Road Sports Centre	(11v11)	2	0.5
North East	Market Drayton	123	Greenfields Sports Ground	(11v11)	1	1
North East	Wem	242	Shawbury Recreation Ground	Adult	1	1.5
North East	Whitchurch	321	Whitchurch Sports & Leisure Centre	(11v11)	1	1.5

## SHROPSHIRE COUNCIL PLAYING PITCH & OUTDOOR SPORTS STRATEGY

Analysis area	Place plan	Site ID	Site name	Pitch type	No. of pitches	Capacity rating (match sessions)
North West	Oswestry	156	Llanymynech Village Hall	(11v11)	1	1
South East	Albrighton	8	Albrighton Primary School	(5v5)	1	3
South East	Bridgnorth	102	Crown Meadow	(7v7)	1	0.5
South East	Broseley	30	Birchmeadow Playing Fields	(11v11)	1	0.5
South East	Shifnal	140	Idsall Sports Centre	Adult	3	1.5
South East	Shifnal	157	Loak Road (Albrighton Football Club)	Adult	1	3
South West	Church Stretton	44	Brooksburry Playing Fields	(9v9)	1	0.5
<b>Total</b>						<b>18</b>

The majority of overplay on sites is generated from the substantial levels of demand accessing poor quality pitch stock. In total 6.5 match equivalent sessions of overplay is located on adult, 5.5 match equivalent sessions on youth 11v11, 2.5 match equivalent sessions on youth 9v9, 0.5 match equivalent sessions on mini 7v7 and three match equivalent sessions on mini 5v5 pitches.

### 2.5: Supply and demand analysis

Having considered supply and demand, the tables below identify current demand (i.e. spare capacity taking away overplay and any exported demand) in each of the analysis areas for each pitch type, based on match equivalent sessions. Future demand is based solely on team generation rates, which are driven by population increases.

#### Adult pitch analysis

Table 2.15: Supply and demand balance of adult pitches

Analysis area	Actual spare capacity <sup>13</sup>	Demand (match equivalent sessions)			
		Overplay	Current total	Future demand <sup>14</sup>	Total
Central	6	0.5	5.5	-	5.5
North East	2	1.5	0.5	-	0.5
North West	0.5	-	0.5	-	0.5
South	0.5	-	0.5	-	0.5
South East	1	4.5	3.5	-	3.5
South West	1.5	-	1.5	-	1.5
<b>Total</b>	<b>11.5</b>	<b>6.5</b>	<b>5</b>	<b>-</b>	<b>5</b>

There is currently an adequate supply of adult pitches to meet demand, with five match equivalent sessions of spare capacity and spare capacity existing in each analysis area apart from the South East. When considering future demand from team generation rates this remains the same.

<sup>13</sup> In match equivalent sessions

<sup>14</sup> Overall a total of two match equivalent sessions of future demand is from population growth with the remaining generated from club aspirational demand

# SHROPSHIRE COUNCIL

## PLAYING PITCH & OUTDOOR SPORTS STRATEGY

### Youth 11v11 pitch analysis

Table 2.16: Supply and demand balance of youth 11v11 pitches

Analysis area	Actual spare capacity <sup>15</sup>	Demand (match equivalent sessions)			
		Overplay	Current total	Future demand <sup>16</sup>	Total
Central	3	1.5	1.5	1	0.5
North East	-	2.5	2.5	-	2.5
North West	0.5	1	0.5	-	0.5
South	-	-		-	
South East	1.5	0.5	1	0.5	0.5
South West	-	-		-	
<b>Total</b>	<b>5</b>	<b>5.5</b>	<b>0.5</b>	<b>1.5</b>	<b>2</b>

There is currently a shortfall across the Borough on youth 11v11 pitches totalling 0.5 match equivalent sessions. When accounting for future demand, the shortfalls increases to two match equivalent sessions per week.

It must also be noted that several youth 11v11 teams are playing on adult pitches, meaning shortfalls would greatly increase should these sides transfer to the correct pitch type.

### Youth 9v9 pitch analysis

Table 2.17: Supply and demand balance of youth 9v9 pitches

Analysis area	Actual spare capacity <sup>17</sup>	Demand (match equivalent sessions)			
		Overplay	Current total	Future demand <sup>18</sup>	Total
Central	2	2		-	
North East	2	-	2	-	2
North West	0.5	-	0.5	-	0.5
South	-	-		-	
South East	-	1	1	-	1
South West	-	-		-	
<b>Total</b>	<b>4.5</b>	<b>3</b>	<b>1.5</b>	<b>-</b>	<b>1.5</b>

Overall, there is current minimal spare capacity on youth 9v9 pitches totalling 1.5 match equivalent session. When taking into consideration future demand from team generation rates this remains the same.

<sup>15</sup> In match equivalent sessions

<sup>16</sup> Overall a total of two match equivalent sessions of future demand is from population growth with the remaining generated from club aspirational demand

<sup>17</sup> In match equivalent sessions

<sup>18</sup> Overall a total of two match equivalent sessions of future demand is from population growth with the remaining generated from club aspirational demand

# SHROPSHIRE COUNCIL

## PLAYING PITCH & OUTDOOR SPORTS STRATEGY

### Mini 7v7 pitch analysis

Table 2.18: Supply and demand balance of mini 7v7 pitches

Analysis area	Actual spare capacity <sup>19</sup>	Demand (match equivalent sessions)			
		Overplay	Current total	Future demand <sup>20</sup>	Total
Central	1	-	1	-	1
North East	-	-		-	
North West	-	-		-	
South	-	-		-	
South East	-	0.5	0.5	-	0.5
South West	-	-		-	
<b>Total</b>	<b>1</b>	<b>0.5</b>	<b>0.5</b>	<b>-</b>	<b>0.5</b>

Across Shropshire there is currently minimal spare capacity of 0.5 match equivalent sessions on mini 7v7 pitches. As future demand from clubs is non-existent for mini 7v7 pitches, with clubs instead planning to add mini teams at the lowest age group each year (mini 5v5 teams), the level of spare capacity remains at 0.5 match equivalents sessions.

### Mini 5v5 pitch analysis

Table 2.19: Supply and demand balance of mini 5v5 pitches

Analysis area	Actual spare capacity <sup>21</sup>	Demand (match equivalent sessions)			
		Overplay	Current total	Future demand <sup>22</sup>	Total
Central	3	-	3	-	3
North East	1	-	1	-	1
North West	0.5	-	0.5	-	0.5
South	-	-		-	
South East	-	3	3	-	3
South West	-	-		-	
<b>Total</b>	<b>4.5</b>	<b>3</b>	<b>1.5</b>	<b>-</b>	<b>1.5</b>

Currently, mini 5v5 pitches have minimal spare capacity of 1.5 match equivalent sessions. Similarly, due to no expected increase for population growth, this remains the same when including future demand.

<sup>19</sup> In match equivalent sessions

<sup>20</sup> Overall a total of two match equivalent sessions of future demand is from population growth with the remaining generated from club aspirational demand

<sup>21</sup> In match equivalent sessions

<sup>22</sup> Overall a total of two match equivalent sessions of future demand is from population growth with the remaining generated from club aspirational demand

## SHROPSHIRE COUNCIL PLAYING PITCH & OUTDOOR SPORTS STRATEGY

### 2.6: Conclusions

Using the supply and demand analysis tables, it is determined that there is current spare capacity across all pitch types, apart from youth 11v11 pitches in Shropshire. After factoring in future demand from population increases the shortfalls on youth 11v11 pitches increases.

This being said, some of the spare capacity acknowledged on adult pitches is mostly cancelled out through the overplay on youth 11v11 pitches. As stated earlier many youth 11v11 teams will use adult pitches to play their competitive matches due to the lack of suitable provision.

*Table 2.20: Summary of supply and demand*

Pitch type	Demand (match equivalent sessions per week)				
	Actual spare capacity	Overplay	Current total	Future demand	Total
Adult	11.5	6.5	5	-	5
Youth 11v11	5	5.5	0.5	1.5	2
Youth 9v9	4.5	3	1.5	-	1.5
Mini 7v7	1	0.5	0.5	-	0.5
Mini 5v5	4.5	3	1.5	-	1.5

Most current overplay across the varies pitch types is generated from high levels of demand across sites which contain poor quality pitches. This worsens when accounting for the additional future demand. Scenarios on how to address the identified shortfalls will be explored in the proceeding Strategy & Action Plan including, but not limited to, improving pitch quality, reconfiguration of pitch type, securing access to sites with unsecure tenure and bringing back sites previously used.

### Football – grass pitch summary

- ◆ **Using the supply and demand analysis tables, it is determined that there is current spare capacity across all pitch types, apart from Youth 11v11 pitches in Shropshire.**
- ◆ The audit identifies a total of 283 grass football pitches within Shropshire across 116 sites. Of these, 243 pitches are available (as seen in the table below), at some level, for community use across 100 sites.
- ◆ There are 14 sites identified that do not have formal football pitches marked out but could have the capacity to provide pitches if required.
- ◆ The following clubs have plans to create new or alter current pitch layouts; Shrewsbury Town Council/ SAHA FC, Shrewsbury Town in the Community, Shifnal Town FC, Shawbury United FC, Market Drayton Town FC/Market Drayton Tigers FC and Albrighton FC.
- ◆ Across Shropshire most sites are either accompanied by poor quality or no ancillary provision. In total 16 sites (17%) have poor quality provision with 35 sites (36%) have no facilities. Due to the rurality of the Authority the lack of any clubhouse or changing provision is common as they are many single pitch sites created to meet demand from local villages and hamlets.
- ◆ Tenure of sites in Shropshire is generally secure i.e. through a long-term lease or a guarantee that pitches will continue to be provided over the next three years.
- ◆ In total, 52 pitches are assessed as good quality, 93 as standard quality and 98 as poor quality. Most pitches (40%) are assessed as poor quality and are generally located at education, parish or town council sites. These sites often receive limited amounts of dedicated maintenance due to budgetary restraints with often pitches only receiving grass cutting and line marking.
- ◆ Through the audit and assessment, 476 teams from within 98 clubs are identified as playing within Shropshire. This consists of 80 adult men's, 10 adult women's, 196 youth boys', 48 youth girls' and 142 mini teams.
- ◆ There is one professional club that plays above the football pyramid with Shropshire which is Shrewsbury Town FC in League One. There are a further nine clubs which play below this level within the football pyramid.
- ◆ Due to Shropshire's location, bordering with Wales, there are two clubs which a part of the FAW Football Pyramid rather than the English Football Pyramid Structure. These are Bishops Castle Town FC and Trefonen FC.
- ◆ Albrighton, Bishops Castle Town, Ellesmere Rangers, Ludlow Town, Shifnal Town, Shrewsbury Juniors, The New Saints and Whitchurch Alport are the clubs that field teams within Shropshire which play in the Women's National League System.
- ◆ Most clubs which express latent demand indicate they would be able to increase the number of teams if they have access to more or better training provision including the use of floodlit 3G pitches.
- ◆ Only one club is identified as exporting demand, LLanymynech Juniors FC.
- ◆ Team generation rates suggest number of teams likely to be generated in the future (2038) is four youth 11v11 boys' teams.
- ◆ When aggregated from the table above, actual spare capacity totals 26.5 match equivalent sessions per week across 49 pitches.
- ◆ In Shropshire, 18 pitches across 13 sites are overplayed by a combined total of 18 match equivalent sessions per week.

# SHROPSHIRE COUNCIL

## PLAYING PITCH & OUTDOOR SPORTS STRATEGY

### PART 3: THIRD GENERATION TURF (3G) ARTIFICIAL GRASS PITCHES (AGPS)

#### 3.1: Introduction

There are several surface types that fall into the category of artificial grass pitch (AGP). The three main groups are rubber crumb (also known as third generation turf or 3G), sand based (filled or dressed) and water based.

*Table 3.1: AGP type and sport suitability*

Surface	Category	Comments
Rubber crumb	Long Pile 3G (60mm with shock pad)	Rugby surface – must comply with World Rugby type 22 and/or RFL Community Standard, requires a minimum of 60mm pile.
Rubber crumb	Medium Pile 3G (55-60mm)	Preferred football surface. Suitable for non-contact rugby union/league practice or play.
Rubber crumb	Short Pile 3G (40mm)	Acceptable surface for some competitive football.
Sand	Sand Filled	Competitive hockey and football training.
Sand	Sand Dressed	Preferred hockey surface and suitable for football training.
Water	Water based	Preferred hockey surface and suitable for football training if irrigated.

England Hockey's Artificial Grass Playing Surface Policy (June 2016) advises that 3G pitches should not be used for hockey matches or training and that they can only be used for lower level hockey (introductory level) when no sand-based or water-based AGPs are available.

Competitive football can take place on 3G surfaces that have been FA or FIFA certified and a growing number of 3G pitches are now used for competitive match play at mini soccer and youth level. The recommended FA dimensions for a full sized 3G pitch are 100x64 metres with additional run off areas of three metres required on each side. Minimum playing area dimensions to meet performance standard criteria for competitive football are 90x45 metres (or 100x64 metres for FIFA sanctioned international matches), with additional run off areas of three metres required on each side. FIFA 3G pitch certification is required to host competitive adult match play at Step 3 and below, whilst for teams playing at Steps 1 or 2 pitches are required to have FIFA Pro standard certification, further information on which is included later in the section. Football training can take place on sand and water based surfaces but is not the preferred option.

World Rugby (WR) produced the 'Performance Specification for Artificial Grass Pitches for Rugby', more commonly known as 'Regulation 22' that provides the necessary technical detail to produce pitch systems that are appropriate for rugby. The artificial surface standards identified in Regulation 22 allows matches to be played on surfaces that meet the standard. Full contact activity, including tackling, rucking, mauling and lineouts can take place. All full size World Rugby compliant 3G pitches feature on the RFU register, including expiry dates of certification<sup>23</sup>. Upon registration, World Rugby compliancy is valid for two years before renewal and retesting is required.

<sup>23</sup><http://www.englandrugby.com/governance/club-support/facilities-kit-and-equipment/artificial-surfaces/artificial-grass-pitches>

Competitive rugby league play and contact practice is permitted to take place on 3G pitches which are deemed by the RFL to meet its Performance Standard for Synthetic Turf Pitches. Pitches fall under two categories; community club pitches which require retesting every two years and elite stadia pitches which require an annual retest. Much of the criteria within the RFL performance standard test also forms part of the World Rugby test, consequently World Rugby certified 3G pitches are considered by the RFL to be able to meet rugby league requirements and are deemed suitable for rugby league use subject to passing an additional exclusive RFL performance standard test.

Many test contractors are able to offer reduced rates through efficiency savings to carry out multiple performance tests in the same session, therefore providers seeking 3G pitch compliancy for a number of sports would be recommended to consider this opportunity.

#### ***Strategic partnership investment***

The FA has current programmes to invest in the creation of additional 3G pitches in order to facilitate both training and match play, serving to provide better quality playing surfaces, reduce cancellation of weather affected fixtures throughout winter months and manage use of natural turf sites. Whilst both have exclusive investment programmes for 3G pitches, in some cases there may be opportunities for the development of new 3G pitches to specifications able to support use by both sports.

As stated earlier in Part 2: Football, The FA has commissioned the production of a Local Football Facility Plan for each of the local authority areas in England in order to guide future investment by itself and its partners into football facilities over the next decade. The plan focuses on four key investment priorities, one of which, is to double national full sized 3G pitch stock through development of an additional 1,000 full size 3G pitches.

#### **3.2: Current provision**

A full size 3G pitch is considered by the FA to measure at least 100 x 64 metres (106 x 64 metres including run offs); however, for the purposes of this report, all pitches measuring over 94 x 55 metres (exclusive of run offs) are considered to be full size due to the amount of demand they can accommodate. Nationally, many 3G pitches are slightly undersized due to being converted from sand-based provision (dimensions for hockey are smaller than for football).

There are five full size 3G pitches in Shropshire that fully comply with the above specification. Most provision (two pitches or 40%) is located in the Central Analysis Area. The North East, North West and South each accommodate one pitch. There is no full size provision in the South East or South West analysis areas.

## SHROPSHIRE COUNCIL PLAYING PITCH & OUTDOOR SPORTS STRATEGY

As seen in the table below, the surface of the pitch at RAF Shawbury is a short pile 3G (40mm) carpet. This surface type is only recommended for some competitive football demand.

*Table 3.2: Full size 3G pitches in Shropshire*

Analysis area	Place plan	Site ID	Site name	Community use?	Surface type	Floodlit?	Size <sup>24</sup>	Certification	Expiry
Central	Shrewsbury	158	London Road Sports Centre	Yes	Medium pile 3G (55-60mm)	Yes	100 x 64	FA	02/10/2020
Central	Shrewsbury	255	Shrewsbury Sports Village	Yes	Medium pile 3G (55-60mm)	Yes	100 x 64	FIFA	30/09/2022
North East	Wem	230	RAF Shawbury	Yes <sup>25</sup>	Short pile 3G (40mm)	Yes	100 x 62	-	-
North West	Oswestry	299	The Venue at Park Hall	Yes	Medium pile 3G (55-60mm)	Yes	104 x 68	FIFA Pro	Expired 30/06/2019
South	Ludlow	289	The Ludlow Stadium	Yes	Medium pile 3G (55-60mm)	Yes	100 x 66	FA	31/05/2021

It should be noted that the pitch at The Venue at Park Hall is in the process of reobtaining its FIFA Pro certification having been refurbished in 2019.

In addition, there are also 20 smaller sized 3G pitches servicing Shropshire with all of them, except the pitch at HMP Stoke Heath available for community use. Such pitches are generally not suitable for adult match play but can be used to accommodate youth and mini matches provided they are FA approved, of an adequate size and with adequate run-off areas. More commonly, they are used to accommodate training demand, commercial football leagues and social play.

*Table 3.3: Additional supply of 3G pitches*

Analysis area	Place plan	Site ID	Site name	Number of pitches	Community use?	Floodlit?	Size <sup>26</sup>
Central	Pontesbury & Minsterley	174	Mary Webb School and Science College	1	Yes	Yes	36 x 18

<sup>24</sup> Size is in metres

<sup>25</sup> Provision is available for some community use, however, there are restrictions/accessibility issues.

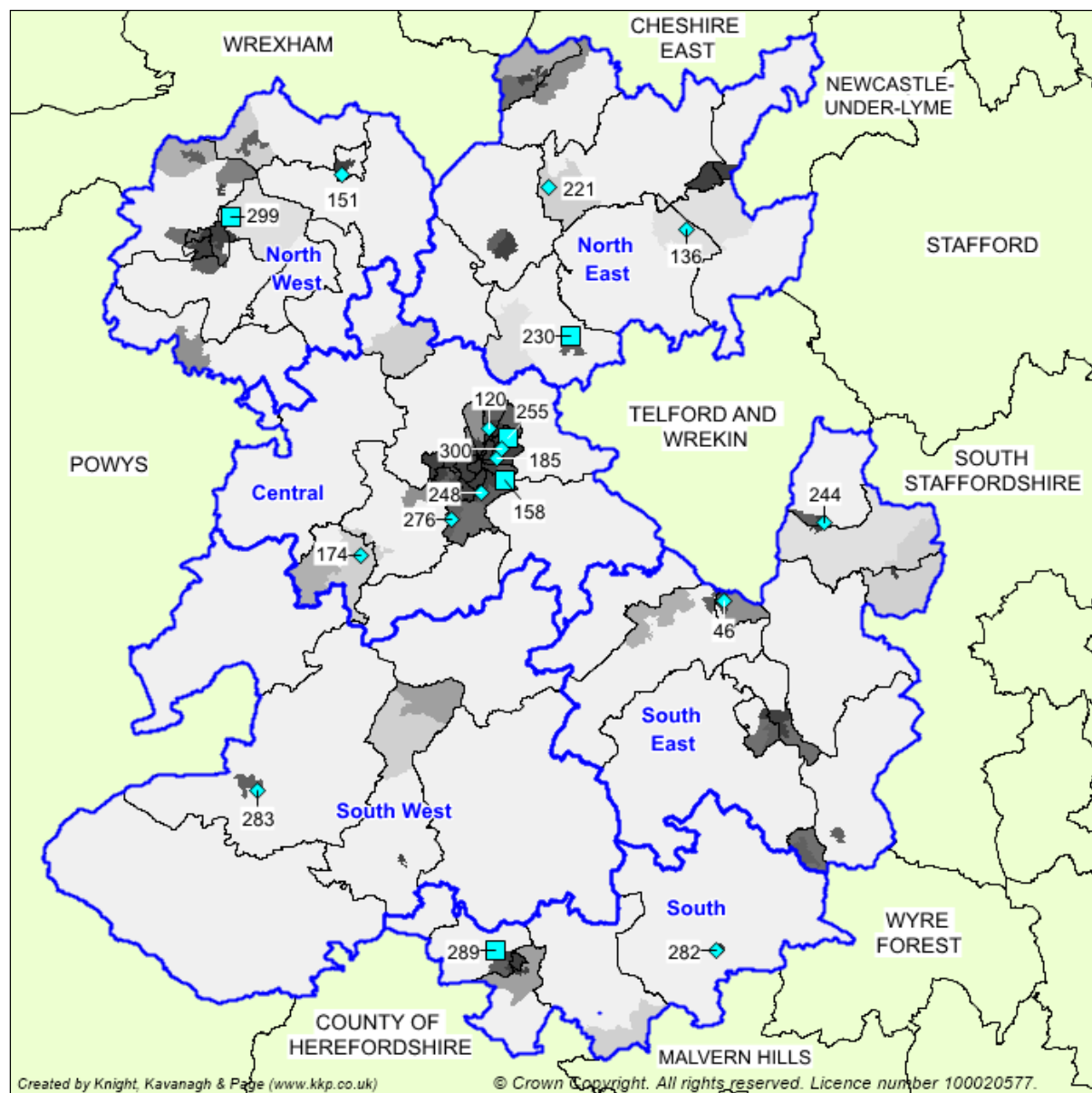
<sup>26</sup> Size is in metres

## SHROPSHIRE COUNCIL PLAYING PITCH & OUTDOOR SPORTS STRATEGY

Analysis area	Place plan	Site ID	Site name	Number of pitches	Community use?	Floodlit?	Size <sup>26</sup>
Central	Shrewsbury	120	The Grange Sports Centre	1	Yes	Yes	40 x 22
Central	Shrewsbury	185	Monkmoor Outdoor Recreation Centre	2	Yes	Yes	36 x 36
Central	Shrewsbury	248	Shrewsbury Community Football Hub	1	Yes	Yes	38 x 30
				6	Yes	Yes	30 x 20
Central	Shrewsbury	276	Stanley Parker Playing Fields	1	Yes	Yes	38 x 34
Central	Shrewsbury	300	The Wilfred Owen School (Monkmoor Campus)	1	Yes	Yes	54 x 38
North East	Market Drayton	136	HMP Stoke Heath	1	No	Yes	54 x 44
North East	Whitchurch	221	Prees Cricket and Recreation Club	1	Yes	Yes	46 x 28
North West	Ellesmere	151	Lakelands Academy	1	Yes	Yes	46 x 28
South	Cleobury Mortimer	282	Cleobury	1	Yes	Yes	54 x 36
South East	Broseley	46	Broseley C of E Primary School	1	Yes	Yes	38 x 18
South East	Shifnal	244	Shifnal Primary School	1	Yes	No	32 x 15
South West	Bishop's Castle	283	Bishops Castle Community College	1	Yes	Yes	46 x 28

# SHROPSHIRE COUNCIL PLAYING PITCH & OUTDOOR SPORTS STRATEGY

Figure 3.1: Location of 3G AGPs in Shropshire



## SHROPSHIRE COUNCIL PLAYING PITCH & OUTDOOR SPORTS STRATEGY

---

### ***Future provision***

The LFFP for Shropshire identifies eight sites for 3G pitch development using the shortfalls identified from 2017/18 affiliation data.

Given that the LFFP is a live document informed by an up-to-date PPS, it is recommended that the project list is re-assessed following this update. Given that demand has increased since 2017/2018, it is likely that 3G pitch shortfalls have increased and is determined later in this section of the report. For more information regarding the abovementioned projects please see: <https://localplans.footballfoundation.org.uk/local-authorities-index/shropshire/shropshire-local-football-facility-plan/>

Outside of the LFFP, Shawbury United FC indicates the lack of a central 'home venue' has restricted its potential growth as the Club is using several sites to meet its senior, youth and mini demand. It also indicates the quality of the pitches it currently accesses at these sites, in addition, to the lack of ancillary provision is also limiting its development.

As a result, it has obtained a 99 year lease from a private landowner on a piece of land it aspires to develop as a home site. It indicates it has some finances available to put towards grant funding application, however, if it cannot find a potential way of obtaining the remaining funds (through grant bids) by June 2020 the lease on the site will be relinquished. It is recommended that the Club attempts to extend its agreement in order to have a greater chance of securing funding.

The initial plans for the new site include one 5v5, one 7v7, one 9v9, training area and two adult pitches both of which are suitable for Step 6 football (Floodlit). It also has aspirations for an onsite clubhouse/hospitality to service the grass pitches and make one of the adult pitches a 3G surface. However, it understands that the latter may not be financially viable. AFC Bridgnorth Spartans FC is keen to establish a community use agreement (CUA) at Oldbury Well School and explore the creation of a full size 3G pitch on the site.

Ellesmere Rangers FC currently has a long term lease of its first team pitch (Step 5 standard) from Ellesmere Town Council. However, it only rents pitches at Beech Grove Playing Fields on an annual basis. The Club has ambitions to formalise a long term agreement for the entire site from the Town Council in order for it to be able to access potential funding streams to improve pitch quality.

### ***Conversion to 3G surfaces***

Since the introduction of 3G pitches and given their popularity for football, providers have seen this as a way to replace a worn sand or water based carpet and generate increased revenue from hiring out a 3G pitch to football and rugby clubs and commercial football providers. This has often come at the expense of hockey, with players now travelling further distances to gain access to a suitable pitch and many teams consequently displaced from their preferred local authority.

Due to its potential to impact on hockey, it is appropriate to ensure that sufficient sand based AGPs are retained for the playing development of hockey. To that end, a change of surface may require planning permission and the applicants will need to show that there is sufficient provision available for hockey in the locality. Advice from Sport England and EH should also be sought prior to any planning application being submitted.

It should also be noted that, if the surface type is changed, it could require the existing floodlighting to be changed and in some instances noise attenuation measures may need to

## SHROPSHIRE COUNCIL

### PLAYING PITCH & OUTDOOR SPORTS STRATEGY

---

be put in place. Conversion to a 3G surface will likely require a size increase; along with floodlighting improvements, the addition of a shock pad, fencing and noise attenuation.

A 3G surface is limited in the range of sport that can be played or taught on it. Providers proposing a conversion should take advice from the appropriate sports' governing bodies or refer to Sport England guidance: <https://www.sportengland.org/facilities-planning/tools-guidance/design-and-cost-guidance/artificial-sports-surfaces/>

#### ***FA pitch register***

In order for competitive matches to be played on 3G pitches, the pitch should be FIFA or IMS tested and approved and added to the FA pitch register, which can be found at: <http://3g.thefa.me.uk/>.

Pitches undergo testing to become a FIFA Quality pitch (previously FIFA One Star) or a FIFA Quality Pro pitch (previously FIFA Two Star), with pitches commonly constructed, installed and tested in situ to achieve either accreditation. This comes after FIFA announced changes to 3G performance in October 2015 following consultation with member associations and licenced laboratories. The changes are part of FIFA's continued ambition to drive up performance standard in the industry and the implications are that all 3G pitches built through the FA framework will be constructed to meet the new criteria.

## SHROPSHIRE COUNCIL

### PLAYING PITCH & OUTDOOR SPORTS STRATEGY

The changes from FIFA One Star to FIFA Quality will have minimal impact on the current hours of use guidelines, which suggests that One Star pitches place more emphasis on the product's ability to sustain acceptable performance and can typically be used for 60-85 hours per week with a lifespan of 20,000 cycles. In contrast, pitches built to FIFA Quality Pro performance standards are unlikely to provide the hours of use that some FIFA Two Star products have guaranteed in the past (previously 30-40 hours per week with a lifespan of 5,000 cycles). Typically, a FIFA Quality Pro pitch will be able to accommodate only 20-30 hours per week with appropriate maintenance due to strict performance measurements.

All full size floodlit 3G pitches, apart from RAF Shawbury, are either FIFA Pro, FIFA or FA certified.

#### ***World Rugby compliant pitches***

To enable 3G pitches to accommodate competitive rugby union matches, World Rugby has developed the Rugby Turf Performance Specification. This is to ensure that the surfaces replicate the playing qualities of good quality grass pitches, provide a playing environment that will not increase the risk of injury and are of an adequate durability.

The specification includes a rigorous test programme that assesses ball/surface interaction and player/surface interaction and has been modified to align the standard with that of FIFA. Any 3G pitch used for any form of competitive rugby must comply with this specification and must be tested every two years to retain compliance.

#### ***Availability/management***

The table below identifies the availability and management of the full size floodlit 3G pitches in Shropshire. Each pitch, apart from RAF Shawbury, is operating at capacity both midweek and at the weekend. There is usage of the 3G pitches in Shropshire to meet competitive demand, in particular Ludlow FC at The Ludlow Stadium and The New Saints LFC at The Venue at Park Hall and Shrewsbury Up & Comers FC at London Road Sports Centre.

In comparison each pitch is used extensively for training demand midweek. Access to affordable floodlit training facilities is a key issue for most clubs in the Shropshire, particularly those with a large number of youth and mini teams.

Access to affordable 3G provision is also a priority for the FA as many multi team junior clubs have various teams training across various venues. Sand based AGPs heavily used for football training also operate commercial small sided football leagues which limit availability for club training, whilst some teams export demand to neighbouring authorities to access full size 3G pitch provision, detailed later in this section. Of the 29 clubs that responded to consultation requests and state a demand for additional training facilities, all specifically stated a need for increased use of 3G pitches.

*Table 3.4: Summary of 3G pitch availability*

Analysis area	Place plan	Site ID	Site	Management	Availability
Central	Shrewsbury	158	London Road Sports Centre	Education	The pitch is available from 16:30-22:00 Monday to Friday and from 09:00 to 17:00 Saturday and Sunday.

## SHROPSHIRE COUNCIL PLAYING PITCH & OUTDOOR SPORTS STRATEGY

Analysis area	Place plan	Site ID	Site	Management	Availability
Central	Shrewsbury	255	Shrewsbury Sports Village	Council (Trust)	The pitch is available from 08:00-22:00 Monday to Friday and from 09:00 to 18:00 Saturday and Sunday.
North East	Wem	230	RAF Shawbury	MOD	Limited availability (see below)
North West	Oswestry	299	The Venue at Park Hall	Sports club	The pitch is available everyday 07:00 to 22:00.
South	Ludlow	289	The Ludlow Stadium	Shrewsbury Town in the Community	The pitch is available everyday 09:00 to 22:00.

The pitch at RAF Shawbury is used by Wem & Market Drayton HC to accommodate some hockey competitive demand and by ad hoc football teams for midweek training. Although available for community use the pitch does not offer security of tenure. The RAF cannot offer long term tenure for any community users, as access to the site can be removed at any time based on national requirements. In addition, any current users must go through a rigorous vetting process before they are granted access.

### Quality

Depending on use, it is considered that the carpet of an AGP usually lasts for approximately ten years and it is the age of the surface, combined with maintenance levels, which most commonly affects quality. It is therefore recommended that sinking funds be put into place by providers to enable long-term sustainability, ongoing repairs and future refurbishment beyond this period. The table below examines the age and quality of all full size 3G pitches in Shropshire

Table 3.5: Age and quality of full size 3G pitches

Analysis area	Place plan	Site ID	Site	Year installed/resurfaced	Quality
Central	Shrewsbury	158	London Road Sports Centre	2014	Good
Central	Shrewsbury	255	Shrewsbury Sports Village	2019	Good
North East	Wem	230	RAF Shawbury	2015	Good
North West	Oswestry	299	The Venue at Park Hall	2019	Good
South	Ludlow	289	The Ludlow Stadium	2008	Good

In Shropshire, all full size pitches are assessed as good quality. No issues regarding quality were highlighted during club consultation. Each pitch receives dedicated levels of regular maintenance and no major rips or tears found on the playing surface.

This being said both the pitch at The Ludlow Stadium is over its recommended lifespan and will need refurbishing within the lifespan of the PPOSS. The only reason the pitch has not become poor quality is due to the regular amounts of maintenance each pitch receives including brushing, sweeping, decompaction and removal of litter.

### Ancillary facilities

All ancillary provision accompanying full size pitches, apart from London Road Sports Centre, are considered good quality with no issues with these facilities have been highlighted through consultation.

## SHROPSHIRE COUNCIL

### PLAYING PITCH & OUTDOOR SPORTS STRATEGY

---

Shrewsbury Up & Comers FC, which is one of the main users of London Road Sports Centre, is in dialogue with the Council on how best to improve the quality of ancillary provision which is considered poor quality. It indicates it has had various discussions, however, a firm plan regarding any development or funding has not commenced.

#### ***Key trends and changes in demand for pitches***

##### ***Football***

Demand from football for 3G pitches has increased in recent years due to demand from clubs for training but also due to a growing acceptance by local leagues of use for competitive matches, where play on 3G pitches is now included within the FA Standard Code of Rule. This considered, the general condition of local authority pitches and increasingly limited budget for regular and adequate maintenance may lead more teams to consider AGPs as a possible alternative should it be financially viable.

A number of leagues around the country now use 3G pitches as central venues where all play takes place. Mini soccer leagues especially are increasingly adopting this approach either for whole seasons or a number of months throughout the winter because they can continually offer a high quality playing experience, in many cases beyond that of grass pitches which are generally of comparatively poorer quality. It also allows leagues to continue to run throughout the winter, largely unaffected by poor weather which has disrupted the football season over recent years, causing it to run into summer and clash more often with summer sports. This trend is likely to increase in the future and more mini soccer, flexi and vets' leagues could be played exclusively on 3G pitches.

##### ***Rugby union***

Given the inclement weather often experienced throughout the winter months of the rugby union season, more clubs are becoming increasingly receptive towards training on artificial pitches. Clubs traditionally train on match pitches where floodlights are in place or one pitch designated for all training in particular, unless there is a separate floodlight grass training area. It often results in deterioration in pitch quality coupled with decreasing maintenance budgets.

There is growing acceptance of 3G pitches amongst clubs nationally. Nationally clubs identify the use of 3G pitches for training as a method of protecting the match pitches and providing a high quality surface for full contact practice. Competitive play continues to take place on grass pitches for the most part, with ad hoc use of 3G pitches for fixtures in the case of unsuitable pitches due to waterlogging or frost.

### **3.3: Supply and demand analysis**

#### ***FA training scenario***

The FA considers high quality third generation artificial grass pitches as an essential tool in promoting coach and player development. The FA can support intensive use and as such are great assets for both playing and training. Primarily such facilities have been installed for community use and training, however, are increasingly used for competition which The FA wholly supports.

## SHROPSHIRE COUNCIL PLAYING PITCH & OUTDOOR SPORTS STRATEGY

The FA's long-term ambition is to provide every affiliated team in England the opportunity to train once per week on floodlit 3G surface, together with priority access for every Charter Standard Community Club through a partnership agreement. The FA standard is calculated by using the latest Sport England research "AGPs State of the Nation March 2012" assuming that 51% of AGP usage is by sports clubs when factoring in the number of training slots available per pitch at peak times. It is estimated that one full size AGP can service 38 teams.

The table below considers the number of full size 3G pitches required if every team was to remain training within the analysis area in which they play. The 3G requirement is rounded to the nearest whole number.

The model assumes that all pitches are fully available for club use at peak time when in practice a number of pitches operate commercial small sided leagues which reduce capacity available. It also projects all football teams as training on full size 3G pitches when in practice a proportion of football training demand should be retained on sand based AGPs in order to maintain financial and commercial sustainability of these pitches.

### Analysis

When applying the above methodology on an analysis area level there is a need for an additional nine full size 3G pitch equivalents. It should be noted that this is one additional pitch when compare to the 2018 LFFP due to using recent affiliation data (2019/20). Therefore, there is opportunity to identify another potential project in the proceeding Strategy & Action Plan. This is broken down into three each in the Central and South East areas, two in the North East and 0.5 of a full size pitch each in the North West and South West analysis areas.

*Table 3.6: Current demand for 3G pitches in Shropshire for affiliated football team training (38 teams per pitch)*

Analysis area	Current number of teams	Current requirement	Current number of full size 3G pitches	Current shortfall	Future number of teams <sup>27</sup>	Future requirement	Future shortfall
Central	188	4.94 - <b>5</b>	2	3	211	5.55 – <b>5.5</b>	3.5
North East	70	1.84- <b>2</b>	-	2	75	1.97 - <b>2</b>	2
North West	54	1.42 – <b>1.5</b>	1	0.5	57	1.5 – <b>1.5</b>	0.5
South	21	0.55 – <b>0.5</b>	1	-	23	0.60 - <b>1</b>	-
South East	123	3.23 - <b>3</b>	-	3	131	3.44 – <b>3.5</b>	3.5
South West	20	0.52 – <b>0.5</b>	-	0.5	25	0.65 – <b>0.5</b>	0.5

As seen in the table above, when factoring in future demand the overall shortfall increases to ten full size pitches. This is an increase of 0.5 of a full size pitch equivalent in the Central and South East analysis areas.

<sup>27</sup> Based on increased demand forecasted from team generation rates and club aspirational demand, both re-applied to the Area where the club is based for training purposes

#### 3.4: Supply and demand analysis

In conclusion, there is an insufficient supply of full size 3G pitches to meet current and anticipated future training demand based on the FA training model in Shropshire. As such, it is determined that an increase in provision is required. In addition, as most of the provision is either FA or FIFA registered there is a need to maximise pitches for competitive demand.

Furthermore, to ensure that current supply and any future supply are maintained to a good enough standard to accommodate demand, providers are encouraged to put sinking funds in place to ensure long-term sustainability. This will allow for re-surfacing to take place when required and will ensure that FA certification remains in place.

##### 3G summary

- ◀ **There is an insufficient supply of full size 3G pitches to meet current and anticipated future demand for football in Shropshire.**
- ◀ There are five full size 3G pitches in Shropshire that fully comply with the above specification. Most provision (two pitches or 40%) is located in the Central Analysis Area. The North East, North West and South each accommodate one pitch.
- ◀ In addition, there are also 20 smaller sized 3G pitches servicing Shropshire with all of them, except the pitch at HMP Stoke Heath available for community use.
- ◀ All full size floodlit 3G pitches, apart from RAF Shawbury, are either FIFA Pro, FIFA or FA certified.
- ◀ Shawbury United FC and AFC Bridgnorth Spartans FC express aspirations to create full size 3G provision.
- ◀ Each pitch, apart from RAF Shawbury, is operating at capacity both midweek and at the weekend. There is usage of the 3G pitches in Shropshire to meet competitive demand.
- ◀ In Shropshire, all full size pitches are assessed as good quality.
- ◀ Of the 29 clubs that responded to consultation requests and state a demand for additional training facilities, all specifically stated a need for increased use of 3G pitches.
- ◀ All ancillary provision accompanying full size pitches, apart from London Road Sports Centre, are considered good quality with no issues with these facilities have been highlighted through consultation.
- ◀ On an analysis area level there is a need for an additional nine full size 3G pitch equivalents. This is broken down into three each in the Central and South East areas, two in the North East and 0.5 of a full size pitch each in the North West and South West analysis areas.

### PART 4: CRICKET

#### 4.1: Introduction

Shropshire Cricket Board (SCB) serves as the main governing and representative body for cricket across Shropshire. Its aim is to promote the game at all levels through partnerships with professional and recreational cricketing clubs, and other appropriate agencies.

Due to its proximity, there is also some minimal crossover with Staffordshire Cricket which performs the same function as Shropshire Cricket Board. For example, Forton CC, is located in neighbouring Stafford, however, it affiliates to Shropshire Cricket rather than Staffordshire Cricket. Although the Club is based outside the Study Area due to its affiliation to Shropshire Cricket and proximity to Shropshire, it will form part of the demand based assessment for cricket.

In addition, there is also minimal crossover with Worcestershire Cricket which borders Shropshire. Tenbury Wells CC, due to its geographical location in the Authority, although it affiliates to Worcestershire Cricket rather than Shropshire Cricket. Although the Club is within study area it has been decided through NGB agreement that due to its affiliation to Worcestershire Cricket it will not form part of this report.

#### ***ECB Inspiring Generations***

The ECB's refreshed strategy called "Inspiring Generations" was announced in January 2019. It builds on the strong foundations laid by Cricket Unleashed and supports the growth of cricket in England and Wales between 2020 and 2024. At the heart of this strategy is a single unifying purpose, which gets to the core of what the game can do for society both on and off the field to ensure that cricket is in an even stronger position that it is in 2019.

Inspiring Generations has six key priorities and activities including:

- ◀ Growing and nurture the core
- ◀ Inspire through elite teams
- ◀ Make Cricket accessible
- ◀ Engage children and young people
- ◀ Transform women's and girls' Cricket
- ◀ Support our communities

There will be a structured pathway for women and girls in both softball and hardball cricket.

#### ***Consultation***

There are 48 cricket clubs playing in Shropshire. Of these, 43 responded to either an online survey or telephone consultation request resulting in an 90% response rate. The following five clubs did not respond:

- |                        |              |
|------------------------|--------------|
| ◀ Cleobury Mortimer CC | ◀ Shelton CC |
| ◀ Harcourt CC          | ◀ Unison CC  |
| ◀ Highley CC           |              |

In addition, consultation was carried out through an online survey with Whittington CC which has now folded. This evidence will be used throughout the report; however, the Club will not feature in the demand sections as it did not field any teams in the 2019 season.

## SHROPSHIRE COUNCIL PLAYING PITCH & OUTDOOR SPORTS STRATEGY

The SCB reports it would like this to remain in cricket use due to the demand in the area. Surrounding provision in close proximity are all single pitch sites with high levels of demand. It also indicates the site has the possibility to act as a training and playing centre for women and girls' cricket across Shropshire.

Information relating to clubs which did not respond within this section of the report are informed through consultation with Shropshire Cricket Board and through online research.

### 4.2: Supply

There are 80 grass wicket squares in Shropshire located across 60 sites, of these, 61 are available for community use across 53 sites. All 19 grass squares that are not available for community use are located at schools.

The South East Analysis Area has the most amount of community available provision within Shropshire with 25% or 15 squares. In comparison the South West Analysis Area has the least amount of provision with just four community available squares (7%).

*Table 4.1: Summary of grass wicket squares across Shropshire*

Analysis area	No. of squares		Total
	Available for community use	Not available for community use	
Central	14	7	21
North East	12	-	12
North West	11	6	17
South	5	1	6
South East	15	4	19
South West	4	1	5
<b>Total</b>	<b>61</b>	<b>19</b>	<b>80</b>

Please note that Forton Cricket Club is not included in the above as it technically falls outside of the Study Area, albeit it is recognised as servicing Shropshire residents to some extent. The site contains one square and has been assessed for quality in later sections.

### ***Future developments***

Reman Services Sports & Social Club, which accommodates a cricket square and bowling green, was sold circa 2017 into private ownership. The site is currently home to Albert Road BC and Sentinel CC. It should be noted that the latter Club has a lease agreement on the site whereas the bowling clubs is just renting on an annual basis.

The owner of the site is in the process of trying to obtain planning permission to build houses on the front of the site, including the bowling green, however, this is subject to planning approval. Anecdotal evidence suggests there may be future plans to develop on the cricket provision. Shropshire Council is monitoring the situation and will assist in the potential relocation of the bowling green if required.

If the green is developed in needs to ensure, due to its closeness to the cricket square, that acknowledges potential ball strike issues. These guidelines are detailed later in the report.

#### *Disused and lapsed provision*

Playing fields which have previously accommodated formal pitch provision are categorised as either disused or lapsed. A disused site is a playing field which is not being used at all by any users and is not available for community hire either. Once these sites are disused for five or more years they will then be categorised as 'lapsed sites'.

As mentioned, a lapsed site was as a playing field more than five years ago. These fall outside of Sport England's statutory remit but still have to be assessed using the criteria in paragraph 97 of the National Planning Policy Framework and Sport England would nonetheless challenge a proposed loss of playing pitches/playing field which fails to meet such criteria.

#### *Disused provision*

There is a disused four wicket grass square located at The Robert Jones and Agnes Hunt Othopeadic & District Hospital Sports Field (SY10 7AG). The site has been used by the unaffiliated hospital based club RJAHC for charity and friendly matches, however, online research suggests it was last formally used circa 2014 although aerial imagery suggest the square is still being maintained to some capacity.

An eight wicket grass square has been lost at Whittington Cricket & Bowling Club. Until 2016, the site was used for competitive cricket by Whittingham CC, however, due to declining participation the Club folded. It indicates aspirations to re-establish a team, and if successful, rejuvenate a square onsite in the process. As mentioned above the SCB also has ambitions for this site to remain as cricket provision in order to potentially accommodate women's and girls' demand.

Furthermore, there are two disused NTPs one each at Beckbury PF and RAF Cosford.

Ironbridge Power Station (South East Analysis Area) is identified as strategic site for having potential to contribute to achieving the aspirations of the Economic Growth Strategy for Shropshire, although it is situated on the border with the neighbouring authority of Telford & Wrekin. The site was purchased in 2018 by the Haworth Group with its emerging proposal of the site involving a mixed development including but not limited to around 1,000 houses, employment land, retirement village, local services, leisure facilities and significant areas of green infrastructure.

The site currently has a disused sports field that previously hosted two adult football pitches and a five wicket grass cricket square in addition to a poor quality clubhouse. The Haworth Group reports this area is proposed to be retained as part of the above mentioned masterplan.

Although not included in the Playing Pitch & Outdoor Sports Strategy it should be noted that there is also a small disused golf course on the site. The future of this provision is unknown; however, the initial masterplan indicates this will remain as open green space.

Anecdotal evidence suggests there is a shortfall of cricket provision in the south of Telford & Wrekin which is located adjoining the South East Analysis Area of Shropshire. Additionally, with the potential anticipated future growth in population surrounding the Ironbridge Power Station there may be a future requirement for the disused cricket provision on the site to be reinstated or mitigated.

## SHROPSHIRE COUNCIL PLAYING PITCH & OUTDOOR SPORTS STRATEGY

### *Lapsed provision*

Clee Hill Recreation Ground previously accommodated a four wicket grass square, which aerial imagery suggests was last formally maintained circa 2009. It is unknown which club previously utilised the provision.

In addition, there is one lapsed NTP at Shrewsbury Colleges (Former Wakeman School Site). Based on satellite imagery the site was last formally used circa 2010.

### **Non-turf pitches (NTPs)**

The ECB highlights that NTPs which follow its TS6 guidance on performance standards are suitable for high level, senior play and are considered able to take 60 matches per season, although this may include training sessions via the use of mobile nets.

In Shropshire, there are 19 NTPs that accompany grass wicket squares in addition to 17 standalone NTPs. The location of these can be seen in the table below.

*Table 4.2: Summary of NTPs in Shropshire*

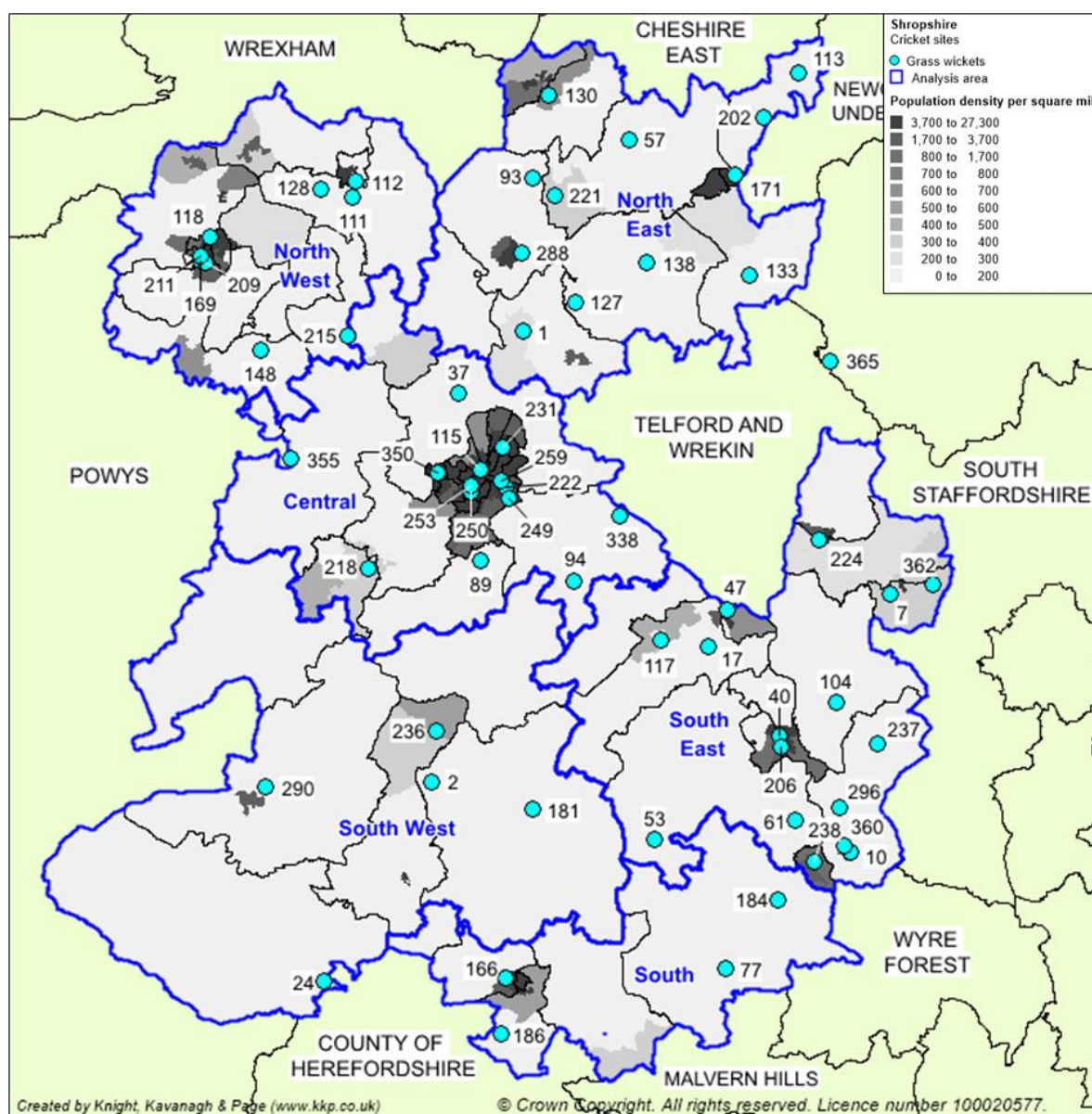
Analysis area	Place plan	Site ID	Site name	Number of NTPs	Position
Central	Pontesbury & Minsterley	174	Mary Webb School and Science College	1	Standalone
Central	Shrewsbury	27	Belvidere School	1	Standalone
Central	Shrewsbury	89	Condover Sports Ground	1	Square
Central	Shrewsbury	91	Corbet School	1	Standalone
Central	Shrewsbury	120	The Grange Sports Centre	1	Standalone
Central	Shrewsbury	231	Reman Services Sports & Social Club	1	Square
Central	Shrewsbury	233	Roman Road Sports Centre	1	Standalone
Central	Shrewsbury	259	Unison Club (Column Cricket, Bowls & Tennis Club)	1	Square
Central	Shrewsbury	295	The Priory School	1	Standalone
Central	Shrewsbury	355	Alberbury Cricket Club	1	Square
North East	Market Drayton	78	Clive Barracks	1	Standalone
North East	Market Drayton	113	Falcon Field (Woore Cricket Club)	1	Square
North East	Market Drayton	202	Norton in Hales Community Sports Club	1	Square
North East	Market Drayton	287	The Grove School	1	Standalone
North East	Wem	1	Acton Reynald Cricket Club	1	Square
North East	Wem	230	RAF Shrewsbury	1	Standalone
North East	Wem	288	The Kynaston Ground (Wem Cricket Club)	1	Square
North East	Wem	301	Thomas Adams Sports Centre	1	Standalone
North East	Whitchurch	130	Heath Road Ground	1	Standalone
North East	Whitchurch	221	Prees Cricket and Recreation Club	1	Square
North East	Whitchurch	321	Whitchurch Sports & Leisure Centre (Sir John Talbot School)	2	Square

## SHROPSHIRE COUNCIL PLAYING PITCH & OUTDOOR SPORTS STRATEGY

Analysis area	Place plan	Site ID	Site name	Number of NTPs	Position
North West	Ellesmere	111	Ellesmere College	1	Standalone
North West	Oswestry	118	Gatacre Playing Fields	1	Square
North West	Oswestry	215	Packwood Haugh School	1	Standalone
South	Ludlow	164	Ludlow Church of England School	1	Standalone
South	Ludlow	166	Ludlow Cricket Ground	1	Square
South	Ludlow	166	Ludlow Cricket Ground	1	Square
South East	Bridgnorth	104	Davenport Park	1	Square
South East	Bridgnorth	116	Friars Playing Fields	1	Standalone
South East	Bridgnorth	296	The Quatt Oval	1	Square
South East	Broseley	47	Broseley CC	1	Square
South East	Much Wenlock	117	Gaskell Recreation Ground	1	Square
South East	Shifnal	140	Idsall Sports Centre	1	Standalone
South East	Shifnal	224	Priorslee Road	1	Square
South West	Church Stretton	71	Church Stretton School	1	Standalone

*Figure 4.1: Summary of grass cricket squares in Shropshire*

# SHROPSHIRE COUNCIL PLAYING PITCH & OUTDOOR SPORTS STRATEGY



## Loss of provision

Hinstock CC reports it is currently playing its home fixtures at Market Drayton Community Amateur Sports Club due to issues with its ground, Hinstock Cricket Club. The Club indicates it is involved in an ongoing dispute with Shropshire Council regarding erecting specialist safety fencing to protect a newly built house against ball strike. Until this matter is resolved it will continue to play its fixtures away from home.

The Club indicates there is a possibility that the ground could be lost if no resolution to the issue can be found. It should be noted that if this issue is resolved there would be a need to improve the quality of accompanying ancillary provision.

In addition to the above, anecdotal evidence suggests Bomere Heath CC and Condover CC are all subject to new housing developments close to their sites which may be at risk of ball strikes issues.

### *ECB Ball Strike*

Where there is either new cricket provision being put in place, or more commonly a development which may prejudice the use of the cricket facility, there is a requirement for a full ball strike risk assessment to be undertaken and appropriate mitigation put in place as part of the development. As such, the ECB recommends that the clubs and organisations seek to have a ball strike risk assessment undertaken; further information can be provided by the ECB.

### **Security of tenure**

Most clubs (67% or 32) in Shropshire have secure tenure at their home venues through ownership, long term lease or renting from Shropshire Council, Parish or Town Councils.

For reference a site is considered to have unsecure tenure if the cricket provision on the site is not guaranteed to be retained over the next three years. Unless known otherwise, Town and Parish council managed squares are considered to generally be secure, as part of the Council's maintained sports and leisure provision offering.

It should be stated that even though Hinstock CC has a freehold on its site, Hinstock Cricket Club, it is considered to have unsecure tenure. The Club reports it cannot use its home ground for the 2019 season due to an ongoing planning discussion with Shropshire Council.

Recent dialogue with Shropshire County Cricket (SCC) suggests this issue is in the process of being resolved with the Club talking to SCC regarding the construction of new ball strike net which should allow it to play on the site in the 2020 season. For the purposes of this report the site will remain as having unsecure tenure with a relevant scenario run in the proceeding Strategy and Action Plan document.

The remaining clubs are all considered to have unsecure tenure as they generally rent the use of their home facilities on an annually basis. Clubs that were unresponsive to consultation requests have been considered to have unsecure tenure their current arrangements are unknown.

The table overleaf identifies tenure arrangements for all affiliated clubs where known.

## SHROPSHIRE COUNCIL PLAYING PITCH & OUTDOOR SPORTS STRATEGY

Table 4.3: Summary of security of tenure for Shropshire cricket clubs at their home site

Analysis area	Place plan	Site ID	Site	Club	Arrangement	Tenure
Central	Pontesbury & Minsterley	218	Pontesbury Playing Fields	Pontesbury CC	Lease from Pontesbury Parish Council	Secure
Central	Shrewsbury	37	Bomere Heath Cricket Club	Bomere Heath CC	Long term lease from the Leaton Estate	Secure
Central	Shrewsbury	89	Condover Sports Ground	Condover CC	Lease from Condover Parish Council in perpetuity	Secure
Central	Shrewsbury	94	Cound Cricket Club	Cound CC	Freehold	Secure
Central	Shrewsbury	115	Frankwell Recreation Ground	Quayside CC Beacon CC	Rent from Shrewsbury Town Council	Secure
Central	Shrewsbury	231	Reman Services Sports & Social Club	Sentinel CC	Lease from JBS Estates	Secure
Central	Shrewsbury	249	Shrewsbury Cricket Club	Shrewsbury CC	Freehold	Secure
Central	Shrewsbury	259	Unison Club (Column Cricket, Bowls & Tennis Club)	Column CC	<i>Unknown</i>	<b>Unsecure</b>
Central	Shrewsbury	338	Wroxeter & Uppington Cricket Club	Wroxeter & Uppington CC	25 years remaining on a lease from the Raby Estate	Secure
Central	Shrewsbury	350	Shelton Recreation Ground	Shelton CC	Rent from Shrewsbury Town Council	Secure
Central	Shrewsbury	355	Alberbury Cricket Club	Alberbury CC	Currently renegotiating lease with Oxford College	<b>Unsecure</b>
North East	Market Drayton	113	Falcon Field	Woore CC	Freehold	Secure
North East	Market Drayton	133	Hinstock Cricket Club	Hinstock CC <sup>28</sup>	Freehold	<b>Unsecure</b>
North East	Market Drayton	138	Hodnet Social Club	Hodnet & Peplow CC	Peppercorn rent from private landowner	<b>Unsecure</b>
North East	Market Drayton	171	Market Drayton Community Amateur Sports Club	Market Drayton CC	Freehold	Secure
North East	Market Drayton	202	Norton in Hales Community Sports Club	Norton in Hales CC	Rent from Charitable Sports Club	<b>Unsecure</b>

<sup>28</sup> Hinstock CC, due to planning issues, is not playing its home fixtures at Hinstock Cricket Club in the 2019 season.

## SHROPSHIRE COUNCIL PLAYING PITCH & OUTDOOR SPORTS STRATEGY

Analysis area	Place plan	Site ID	Site	Club	Arrangement	Tenure
North East	Wem	1	Acton Reynald Cricket Club	Acton Reynald CC	Lease from the Grinshill Estate (Length unknown)	Secure
North East	Wem	93	Coton Hall Cricket Club	Coton Hall CC	Rent from private farmer	<b>Unsecure</b>
North East	Wem	127	Harcourt Cricket Club	Harcourt CC	<i>Unknown</i>	<b>Unsecure</b>
North East	Wem	288	The Kynaston Ground	Wem CC	Freehold	Secure
North East	Whitchurch	57	Calverhall Cricket Ground	Calverhall CC	Rent from the Calverhall Village	Secure
North East	Whitchurch	130	Heath Road Ground	Whitchurch CC	Freehold	Secure
North East	Whitchurch	221	Prees Cricket and Recreation Club	Prees CC	Freehold	Secure
North West	Ellesmere	112	Ellesmere Cricket Club	Ellesmere CC	Rent from Ellesmere Town Council	Secure
North West	Ellesmere	128	Hardwick Park (Frankton Cricket Club)	Frankton CC	Lease from Private landowner for four years	<b>Unsecure</b>
North West	Oswestry	118	Gatacre Playing Fields	Cae Glas CC	Lease from Shropshire Council	Secure
North West	Oswestry	148	Knockin & Kinnerly Cricket Ground	Knockin & Kinnerly CC	Long term lease from the Bradford Estate	Secure
North West	Oswestry	209	Oswestry Cricket Club	Oswestry CC	Freehold	Secure
North West	Oswestry	322	Whittington Cricket & Bowling Club	Whittington CC	Freehold	Secure
South	Cleobury Mortimer	77	Cleobury Mortimer Playing Field	Cleobury Mortimer CC	<i>Unknown</i>	<b>Unsecure</b>
South	Ludlow	166	Ludlow Cricket Ground	Ludlow CC	Rent from the Earl of Plymouth Estates	<b>Unsecure</b>
South East	Albrighton	7	Albrighton Cricket Club	Albrighton CC	Freehold	Secure
South East	Bridgnorth	40	Bridgnorth Bowls, Cricket & Hockey Club	Bridgnorth CC	Lease from Apley Estates until 2021	<b>Unsecure</b>
South East	Bridgnorth	53	Burwarton Cricket Club	Burwarton CC <sup>29</sup>	<i>Unknown</i>	<b>Unsecure</b>
South East	Bridgnorth	104	Davenport Park	Worfield CC	10 years remaining on lease from The Davenport Estate	Secure
South East	Bridgnorth	237	Sandford Park	Claverley CC	Rented from private landowners	<b>Unsecure</b>

<sup>29</sup> Unaffiliated demand

## SHROPSHIRE COUNCIL PLAYING PITCH & OUTDOOR SPORTS STRATEGY

Analysis area	Place plan	Site ID	Site	Club	Arrangement	Tenure
South East	Bridgnorth	296	The Quatt Oval	Quatt CC	40 years lease signed in 2012 from the National Trust	Secure
South East	Bridgnorth	360	Alveley Cricket Club - Four Oaks Ground	Alveley CC	Freehold	Secure
South East	Broseley	17	Barrow Park	Willey CC	Rent from Willey Estates	<b>Unsecure</b>
South East	Broseley	47	Broseley Cricket Club	Broseley CC	Freehold	Secure
South East	Highley	61	Chelmarsh Sports & Social Club	Chelmarsh CC	Long term lease from Chelmarsh Parish Council	Secure
South East	Highley	238	Severn Centre	Highley CC	<i>Unknown</i>	<b>Unsecure</b>
South East	Much Wenlock	117	Gaskell Recreation Ground	Much Wenlock CC	Rent from Much Wenlock Town Council	Secure
South East	Shifnal	224	Priorslee Road	Shifnal CC	Freehold	Secure
South West	Bishop's Castle	290	The Manor Ground (Bishops Castle CC)	Bishops Castle CC	13 years remaining on lease	Secure
South West	Church Stretton	2	Acton Scott Cricket Club	Acton Scott Village CC	Rent from the Acton Scott Estate	<b>Unsecure</b>
South West	Church Stretton	236	Russels Meadow Ground	Church Streeton CC	Rent from Church Stretton Town Council	Secure
South West	Craven Arms	181	Millichope Park	Corvedale CC	Rent from The Millichope Estate	<b>Unsecure</b>
-	-	365	Forton Cricket Club (Outside)	Forton CC	Leased from Lichfield Diocese until 2034	Secure

Alberbury CC indicates it is in negotiations with Oxford College to formalise a long term lease for the use of Alberbury Cricket Club.

Bridgnorth CC currently leases Bridgnorth Bowls, Cricket & Hockey Club from the Apley Estates until 2021. As this is below the abovementioned three years it is considered unsecure. The Club has aspirations to renegotiate a new longer term lease on the site.

Although Whittington CC has folded, it still has the freehold of its home site Whittington Cricket & Bowling Club.

# SHROPSHIRE COUNCIL

## PLAYING PITCH & OUTDOOR SPORTS STRATEGY

### Pitch quality

As part of the PPS guidance, there are three levels to assessing the quality of cricket pitches: good, standard and poor<sup>30</sup>. Maintaining high pitch quality is the most important aspect of cricket; if the wicket is poor, it can affect the quality of the game and can, in some instances, become dangerous.

All grass cricket squares within Shropshire receive a quality score rating based on a combination of non-technical assessments, Performance Quality Standard (PQS) reports (provided by Shropshire Cricket Board) and club consultation. This results in 60 grass wicket squares being good quality, nine standard quality and four poor quality (Harcourt Cricket Club, Hinstock Cricket Club, Unison Club and Hodnet Social Club).

Table 4.4: Quality ratings for grass wicket squares (site by site)

Analysis area	Place plan	Site ID	Site	No. of squares	Square quality
Central	Pontesbury & Minsterley	218	Pontesbury Playing Fields	1	Good
Central	Shrewsbury	37	Bomere Heath Cricket Club	1	Good
Central	Shrewsbury	89	Condoover Sports Ground	1	Standard
Central	Shrewsbury	94	Cound Cricket Club	1	Good
Central	Shrewsbury	115	Frankwell Recreation Ground	2	Good
Central	Shrewsbury	231	Reman Services Sports & Social Club	1	Good
Central	Shrewsbury	249	Shrewsbury Cricket Club	1	Good
Central	Shrewsbury	250	Shrewsbury High Prep School	1	Good
Central	Shrewsbury	253	Shrewsbury School	6	Good
Central	Shrewsbury	259	Unison Club (Column Cricket, Bowls & Tennis Club)	1	Poor
Central	Shrewsbury	338	Wroxeter & Uppington Cricket Club	1	Good
Central	Shrewsbury	350	Shelton Recreation Ground	1	Good
Central	Shrewsbury	355	Alberbury Cricket Club	1	Good
North East	Market Drayton	113	Falcon Field (Woore Cricket Club)	1	Good
North East	Market Drayton	133	Hinstock Cricket Club	1	Poor
North East	Market Drayton	138	Hodnet Social Club	1	Poor
North East	Market Drayton	171	Market Drayton Community Amateur Sports Club	1	Good
North East	Market Drayton	202	Norton in Hales Community Sports Club	1	Good
North East	Wem	1	Acton Reynald Cricket Club	1	Standard
North East	Wem	93	Coton Hall Cricket Club	1	Good
North East	Wem	127	Harcourt Cricket Club	1	Poor
North East	Wem	288	The Kynaston Ground (Wem Cricket Club)	1	Good
North East	Whitchurch	57	Calverhall Cricket Ground	1	Good
North East	Whitchurch	130	Heath Road Ground	1	Good
North East	Whitchurch	221	Prees Cricket and Recreation Club	1	Good

<sup>30</sup> See Appendix 3 for the non-technical assessment for cricket squares

## SHROPSHIRE COUNCIL PLAYING PITCH & OUTDOOR SPORTS STRATEGY

Analysis area	Place plan	Site ID	Site	No. of squares	Square quality
North West	Ellesmere	111	Ellesmere College	3	Good
North West	Ellesmere	112	Ellesmere Cricket Club	1	Standard
North West	Ellesmere	128	Hardwick Park (Frankton Cricket Club)	1	Good
North West	Oswestry	118	Gatacre Playing Fields	1	Good
North West	Oswestry	148	Knockin & Kinnerly Cricket Ground	1	Good
North West	Oswestry	209	Oswestry Cricket Club	1	Good
North West	Oswestry	211	Oswestry School	1	Good
North West	Oswestry	215	Packwood Haugh School	5	Good
South	Cleobury Mortimer	77	Cleobury Mortimer Playing Field	1	Good
South	Cleobury Mortimer	184	Moffats School	1	Good
South	Ludlow	166	Ludlow Cricket Ground	2	Good Good
South	Ludlow	186	Moor Park School	2	Good
South East	Albrighton	7	Albrighton Cricket Club	1	Good
South East	Albrighton	362	Birchfield School	3	Good
South East	Bridgnorth	10	Alveley Recreation Ground	1	Standard
South East	Bridgnorth	40	Bridgnorth Bowls, Cricket & Hockey Club	1	Good
South East	Bridgnorth	53	Burwarton Cricket Club	1	Good
South East	Bridgnorth	104	Davenport Park	1	Good
South East	Bridgnorth	206	Oldbury Wells School	1	Standard
South East	Bridgnorth	237	Sandford Park (Claverly Cricket Club)	1	Good
South East	Bridgnorth	296	The Quatt Oval	2	Good
South East	Bridgnorth	360	Alveley Cricket Club - Four Oaks Ground	1	Good
South East	Broseley	17	Barrow Park	1	Good
South East	Broseley	47	Broseley CC	1	Standard
South East	Highley	61	Chelmarsh Sports & Social Club	1	Good
South East	Highley	238	Severn Centre (Highley Cricket Club)	1	Standard
South East	Much Wenlock	117	Gaskell Recreation Ground	1	Good
South East	Shifnal	224	Priorslee Road	1	Good
South West	Bishop's Castle	24	Bedstone College	1	Good
South West	Bishop's Castle	290	The Manor Ground (Bishops Castle Cricket Club)	1	Good
South West	Church Stretton	2	Acton Scott Cricket Club	1	Standard
South West	Church Stretton	236	Russels Meadow Ground	1	Good
South West	Craven Arms	181	Millichope Park	1	Standard
Outside	-	365	Forton Cricket Club	1	Good

The majority (84%) of all grass squares across Shropshire receive a good quality rating, which is generally supported through club consultation. However, several clubs indicate their squares were only good quality due to high levels of specific maintenance carried out through dedicated volunteers/groundsmen.

## SHROPSHIRE COUNCIL PLAYING PITCH & OUTDOOR SPORTS STRATEGY

Ellesmere CC indicates it is currently looking for assistance and potential solutions to a long term drainage issue. The Club indicates the problem is becoming worse on a season by season basis and is causing matches to be moved or cancelled.

PQS assessments for the three poor quality squares each suggest a need to alter the current maintenance regime in order to improve their quality. Hinstock CC and Hodnet & Peplow CC also confirm this through consultation.

### *Performance Quality Standards (PQS)*

To obtain a full technical assessment of wicket and pitches, the ECB recommends a PQS assessment. The PQS looks at a cricket square to ascertain whether the pitch meets the Performance Quality Standards, which are benchmarked by the Institute of Groundsman.

*Table 4.5: PQS ratings*

Quality rating	Details
Premier (High)	Where the surface is intended for Premier League play, with those within the top quartile capable of holding minor county and 1st class one day matches. May include some of the better schools and university pitches
Club (Standard)	A Club pitch suitable for league, school and junior cricket
Basic	An acceptable level suitable for recreational cricket and where the surface is designed and maintained within tight financial limitations such as local authorities
Unsuitable	This is where the surface is deemed unfit or unsafe for play

Clubs can contact the ECB to arrange for a pitch advisor to complete three different reports (comprehensive/mini/verbal) that vary in cost. A fully comprehensive report includes soil testing and guidance on machinery and corrective procedures, a mini report includes guidance on machinery and corrective procedures and a verbal report is a spoken version of a mini report.

In 2018, a total of 15 sites across Shropshire obtained a PQS report for their home ground. The following 12 sites had many positives and measurements within the recommended quality standards:

- |                                  |                             |
|----------------------------------|-----------------------------|
| ◀ Acton Reynald Cricket Club     | ◀ Gaskell Recreation Ground |
| ◀ Barrow Park                    | ◀ Gatacre Playing Fields    |
| ◀ Calverhall Cricket Ground      | ◀ Millichope Park           |
| ◀ Chelmarsh Sports & Social Club | ◀ Pontesbury Playing Fields |
| ◀ Conover Sports Ground          | ◀ Russels Meadow Ground     |
| ◀ Coton Hall Cricket Club        | ◀ The Manor Ground          |

Each report provides specific detail on the maintenance regime required to sustain and improve the quality of the square and outfield. In particular, the PQS for Conover Sports Ground indicates the NTP attached to the square needs refurbishment and currently poses as a trip hazard.

In comparison, the PQS reports for three sites, Harcourt Cricket Club, Hinstock Cricket Club and Hodnet Social Club suggest that altering the current maintenance regime will improve the quality of onsite provision.

As well as altering the current maintenance regime, the report for Hinstock Cricket Club, indicates although the outfield is within standards, it is short mainly on the straight hit.

## SHROPSHIRE COUNCIL PLAYING PITCH & OUTDOOR SPORTS STRATEGY

### Ancillary facilities

The audit of ancillary facilities determines that all but eight sites, that are currently accessed for affiliated cricket, are accompanied by either good or standard quality changing rooms.

Table 4.6: Changing room quality (grass wicket squares, site by site)

Analysis area	Place plan	Site ID	Site	No. of squares	Changing room quality
Central	Pontesbury & Minsterley	218	Pontesbury Playing Fields	1	Standard
Central	Shrewsbury	37	Bomere Heath Cricket Club	1	Good
Central	Shrewsbury	89	Condoover Sports Ground	1	Standard
Central	Shrewsbury	94	Cound Cricket Club	1	Good
Central	Shrewsbury	115	Frankwell Recreation Ground	2	Standard
Central	Shrewsbury	231	Reman Services Sports & Social Club	1	Standard
Central	Shrewsbury	249	Shrewsbury Cricket Club	1	Good
Central	Shrewsbury	259	Unison Club (Column Cricket, Bowls & Tennis Club)	1	Standard
Central	Shrewsbury	338	Wroxeter & Uppington Cricket Club	1	Good
Central	Shrewsbury	350	Shelton Recreation Ground	1	Good
Central	Shrewsbury	355	Alberbury Cricket Club	1	Good
North East	Market Drayton	113	Falcon Field	1	Good
North East	Market Drayton	133	Hinstock Cricket Club	1	Poor
North East	Market Drayton	138	Hodnet Social Club	1	Poor
North East	Market Drayton	171	Market Drayton Community Amateur Sports Club	1	Standard
North East	Market Drayton	202	Norton in Hales Community Sports Club	1	Good
North East	Wem	1	Acton Reynald Cricket Club	1	Standard
North East	Wem	93	Coton Hall Cricket Club	1	Standard
North East	Wem	127	Harcourt Cricket Club	1	Poor
North East	Wem	288	The Kynaston Ground	1	Good
North East	Whitchurch	57	Calverhall Cricket Ground	1	Good
North East	Whitchurch	130	Heath Road Ground	1	Good
North East	Whitchurch	221	Prees Cricket and Recreation Club	1	Good
North West	Ellesmere	112	Ellesmere Cricket Club	1	Standard
North West	Ellesmere	128	Hardwick Park (Frankton Cricket Club)	1	Good
North West	Oswestry	118	Gatacre Playing Fields	1	Good
North West	Oswestry	148	Knockin & Kinnerly Cricket Ground	1	Good
North West	Oswestry	209	Oswestry Cricket Club	1	Good
North West	Oswestry	322	Whittington Cricket & Bowling Club	1	Good
South	Cleobury Mortimer	77	Cleobury Mortimer Playing Field	1	Good

## SHROPSHIRE COUNCIL PLAYING PITCH & OUTDOOR SPORTS STRATEGY

Analysis area	Place plan	Site ID	Site	No. of squares	Changing room quality
South	Ludlow	166	Ludlow Cricket Ground	2	Standard
South East	Albrighton	7	Albrighton Cricket Club	1	Standard
South East	Bridgnorth	40	Bridgnorth Bowls, Cricket & Hockey Club	1	Good
South East	Bridgnorth	53	Burwarton Cricket Club	1	Poor
South East	Bridgnorth	104	Davenport Park	1	Good
South East	Bridgnorth	237	Sandford Park	1	Poor
South East	Bridgnorth	296	The Quatt Oval	2	Good
South East	Bridgnorth	360	Alveley Cricket Club - Four Oaks Ground	1	Good
South East	Broseley	17	Barrow Park	1	Standard
South East	Broseley	47	Broseley Cricket Club	1	Standard
South East	Highley	61	Chelmarsh Sports & Social Club	1	Poor
South East	Highley	238	Severn Centre	1	Good
South East	Much Wenlock	117	Gaskell Recreation Ground	1	Poor
South East	Shifnal	224	Priorslee Road	1	Good
South West	Bishop's Castle	290	The Manor Ground (Bishops Castle CC)	1	Good
South West	Church Stretton	2	Acton Scott Cricket Club	1	N/A
South West	Church Stretton	236	Russels Meadow Ground	1	Good
South West	Craven Arms	181	Millichope Park	1	Poor
Outside	-	365	Forton Cricket Club	1	Standard

There is one club that does not currently have access to ancillary provision at its home site, this is Acton Scott CC. Acton Scott Cricket Club has no form of changing provision; however, it does not suggest this to be problematic.

Non-technical assessments of ancillary provision at Harcourt Cricket Club and Burwarton Cricket Club indicates the quality to be poor with the buildings requiring attention.

Similarly, Much Wenlock CC clubhouse facilities at Gaskell Recreation Ground are poor quality with the Club indicating that the Parish Council has plans to refurbish the building, however, it does not identify a specific timeframe.

Hinstock, Claverley and Corvedale cricket clubs report the quality of their pavilions at Hinstock Cricket Club, Sandford Park, Millichope Park respectively, are poor quality. This correlates with the non-technical assessments that suggest the buildings need modernisation as they are not serviced by all utilities. However, it would not be recommended to make any qualitative improvements to the sites until long term tenure has been secured for each club.

Although, Alberbury CC has good quality ancillary provision at its home site it aspires to create additional changing rooms to encourage women and girl's participation.

Albrighton CC has recently applied for planning permission to upgrade its changing rooms and clubhouse and is currently searching for support for funding.

Shrewsbury Town Council reports plans to modernise the ancillary facilities at Frankwell Recreation Ground. The current facilities are fit for purpose; however, the Council wants to modernise them to better service the teams accessing the site.

## SHROPSHIRE COUNCIL PLAYING PITCH & OUTDOOR SPORTS STRATEGY

Willey CC is working with Barrow Primary School and Willey Estates to improve the pavilion at Barrow Park including extending the building to include women and umpires changing facilities.

Condover Parish Council reports sports is integral to its emerging Neighbourhood Plan and includes the enhancement of ancillary provision at Condover Sports Ground.

No major problems were noted regarding the ancillary provision servicing standalone NTPs, although the accessibility of the changing rooms for some of the wickets at currently unused education sites is questionable should community demand exist in the future.

### **Training facilities**

Access to cricket nets is important, particularly for pre-season/winter training. Only 18 sites used by affiliated cricket clubs in Shropshire are not serviced by fixed practice nets, these being:

- ◀ Acton Reynald Cricket Club
- ◀ Acton Scott Cricket Club
- ◀ Alveley Cricket Club – Four Oaks
- ◀ Barrow Park
- ◀ Broseley Cricket Club
- ◀ Calverhall Cricket Ground
- ◀ Chelmarsh Sports & Social Club
- ◀ Cleobury Mortimer Playing Field
- ◀ Davenport Park
- ◀ Gatacre Playing Fields
- ◀ Harcourt Cricket Club
- ◀ Hinstock Cricket Club
- ◀ Hodnet Social Club
- ◀ Market Drayton Community Amateur Sports Club
- ◀ Norton in Hales Community Sports Club
- ◀ Russels Meadow Ground
- ◀ Severn Centre
- ◀ Unison Club (Column Cricket, Bowls & Tennis Club)

It should be noted that Ludlow Cricket Ground is serviced by fixed bay practice nets, however, these are of such poor quality they are not used by the Club.

Although most clubs are serviced by practice facilities, 14 clubs indicate through aspirations for additional or enhancements on their current training facilities through consultation. These are summarised in table below.

*Table 4.7: Summary of demand for additional training facilities*

Site ID	Site	Club	Comments
7	Albrighton Cricket Club	Albrighton CC	Creation of a non turf pitch
37	Bomere Heath Cricket Club	Bomere Heath Cricket Club	Creation of a non turf pitch
47	Broseley Cricket Club	Broseley CC	Creation of a fixed cricket nets
57	Calverhall Cricket Ground	Calverhall CC	Creation of a non turf pitch
61	Chelmarsh Sports & Social Club	Chelmarsh CC	Practice nets
118	Gatacre Playing Fields	Cae Glas CC	Permanent practice net
133	Hinstock Cricket Club	Hinstock CC	Creation of practice nets
166	Ludlow Cricket Ground	Ludlow CC	Non turf practice nets
171	Market Drayton Community Amateur Sports Club	Market Drayton CC	Permanent fixed bay practice nets
202	Norton in Hales Community Sports Club	Norton in Hales CC	Additional non turf pitch
209	Oswestry Cricket Club	Oswestry CC	New outdoor practice nets
224	Priorslee Road	Shifnal CC	Establishing a grass wicket on the outfield

## SHROPSHIRE COUNCIL PLAYING PITCH & OUTDOOR SPORTS STRATEGY

Site ID	Site	Club	Comments
231	Reman Services Sports & Social Club	Sentinel CC	Additional non turf practice nets
296	The Quatt Oval	Quatt CC	Refurbishment of practice nets

In addition, Alveley CC reports potentially needing to relocate its practice nets to its new ground, Alveley Cricket Club from Alveley Recreation Ground.

### 4.3: Demand

There are 48 cricket clubs competing in Shropshire generating 254 teams. In addition, it should be noted that the table below also includes demand from Grasshoppers CC, Rough and Tumblers CC and Burwarton CC. These are all single team clubs that play midweek cricket. This demand will be factored into the supply and demand analysis, however, as the clubs are not affiliated, they are not included in the abovementioned response rate.

As a breakdown, this equates to 138 senior men's, 18 senior women's and 90 junior boys' and 11 junior girls' teams. The distribution of these teams across the clubs can be seen in the table below.

Table 4.8: Summary of teams

Analysis area	Place plan	Club name	No. of competitive teams			
			Senior men's	Senior women's	Junior boys'	Junior girls'
Central	Pontesbury & Minsterley	Pontesbury CC	4	2	5	-
Central	Shrewsbury	Alberbury CC	4	-	2	1
Central	Shrewsbury	Beacon CC	5	1	2	3
Central	Shrewsbury	Bomere Heath CC	5	-	-	-
Central	Shrewsbury	Column CC	3	-	-	-
Central	Shrewsbury	Condover CC	3	-	3	-
Central	Shrewsbury	Cound CC	4	-	-	-
Central	Shrewsbury	Grasshoppers CC	1	-	-	-
Central	Shrewsbury	Quayside CC	1	-	-	-
Central	Shrewsbury	Sentinel CC	3	1	3	1
Central	Shrewsbury	Shelton CC	4	1	2	-
Central	Shrewsbury	Shrewsbury CC	4	-	3	-
Central	Shrewsbury	Wroxeter & Uppington CC	1	-	-	-
North East	Market Drayton	Hinstock CC	1	-	-	-
North East	Market Drayton	Hodnet & Peplow CC	1	-	-	-
North East	Market Drayton	Market Drayton CC	2	-	-	-
North East	Market Drayton	Norton in Hales CC	3	-	1	-
North East	Market Drayton	Woore CC	4	1	7	1
North East	Wem	Acton Reynald CC	3	-	-	-
North East	Wem	Coton Hall CC	1	-	-	-
North East	Wem	Harcourt CC	1	-	-	-
North East	Wem	Wem CC	5	1	3	-
North East	Whitchurch	Calverhall CC	2	-	-	-
North East	Whitchurch	Prees CC	1	-	1	-
North East	Whitchurch	Whitchurch CC	4	-	4	-
North West	Ellesmere	Ellesmere CC	3	1	3	-

## SHROPSHIRE COUNCIL PLAYING PITCH & OUTDOOR SPORTS STRATEGY

Analysis area	Place plan	Club name	No. of competitive teams			
			Senior men's	Senior women's	Junior boys'	Junior girls'
North West	Ellesmere	Frankton CC	5	-	1	-
North West	Oswestry	Cae Glas CC	3	-	-	-
North West	Oswestry	Knockin & Kinnerley CC	5	1	5	2
North West	Oswestry	Oswestry CC	4	1	4	-
North West	Oswestry	Rough and Tumblers CC	1	-	-	-
South	Cleobury Mortimer	Cleobury Mortimer CC	1	-	-	-
South	Ludlow	Ludlow CC	4	1	6	-
South East	Albrighton	Albrighton CC	3	1	2	-
South East	Bridgnorth	Alveley CC	3	1	2	-
South East	Bridgnorth	Bridgnorth CC	4	1	9	1
South East	Bridgnorth	Burwarton CC	1	-	-	-
South East	Bridgnorth	Claverley CC	3	-	-	-
South East	Bridgnorth	Quatt CC	5	1	5	-
South East	Bridgnorth	Worfield CC	3	1	5	1
South East	Broseley	Broseley CC	2	-	-	-
South East	Broseley	Wiley CC	2	-	-	-
South East	Highley	Chelmarsh CC	1	-	-	-
South East	Highley	Highley CC	1	-	-	-
South East	Much Wenlock	Much Wenlock CC	3	-	1	-
South East	Shifnal	Shifnal CC	4	1	5	1
South West	Bishop's Castle	Bishops Castle CC	1	-	3	-
South West	Church Stretton	Acton Scott Village CC	1	-	-	-
South West	Church Stretton	Church Stretton CC	1	-	-	-
South West	Craven Arms	Corvedale CC	1	-	-	-
Outside	-	Forton CC*	3	1	3	-
<b>Total</b>			<b>138</b>	<b>18</b>	<b>90</b>	<b>11</b>

Most senior teams play in the Shropshire County Cricket League, with the remainder playing in either the Birmingham & District Cricket League, the Worcestershire County League or the North Staffs and South Cheshire Cricket League.

There is no LMS league operating in Shropshire, with the closest league in operation located in Birmingham and Black Country, however, there is a prominent midweek league which services this demand called the Shrewsbury and District Evening Cricket League.

Junior teams play in Shropshire County Junior Cricket League, Worcestershire County Junior Cricket, Herefordshire Junior Cricket League and South Moorlands Junior League with junior teams also playing in friendly competitions when required.

A summary of teams by analysis area can be seen in the table below. The greatest amount of demand is in the South East Analysis Area which each accommodate 73 teams (29%) and the Central Analysis Area with 72 teams (29%). Comparatively, the least amount of demand is in the South West Analysis Area which equates to 3% or seven teams.

## SHROPSHIRE COUNCIL PLAYING PITCH & OUTDOOR SPORTS STRATEGY

Table 4.9: Summary of teams by analysis area

Analysis area	Number of teams				Total
	Senior men's	Senior women's	Junior boys'	Junior girls'	
Central	42	5	20	5	72
North East	28	2	16	1	47
North West	21	3	13	2	39
South	5	1	6	-	12
South East	35	6	29	3	73
South West	4	-	3	-	7
<b>Total</b>	<b>135</b>	<b>17</b>	<b>87</b>	<b>11</b>	<b>250<sup>31</sup></b>

Please note that Forton Cricket Club is not included in the above as it is geographically located in Stafford and therefore cannot be allocated to an Analysis Area.

Most clubs also report strong participation trends, with the majority remaining stable or growing over the last three years. Nevertheless, Whittington CC reports that it has recently folded due to declining levels of participation.

It should be noted that the SCC is concerned regarding the retention of the above figures, which were collated for in the 2019 season, for the forth coming seasons. Since consultation the development of the ongoing COVID-19 pandemic in 2020 is likely to have a direct impact in all sport participation due to restrictions on group activities. As of April 2020, it is still unknown when these restrictions will be removed and how long normal behaviours will take to resume.

### **Exported demand**

Displaced or exported demand refers to Shropshire based teams that are currently accessing pitches outside of the local authority for their home fixtures, normally because their pitch requirements cannot be met, which is usually because of pitch supply, in some cases quality issues or stipulated league requirements for access to certain facilities.

Shifnal CC currently exports its third and fourth Saturday men's teams to its second ground that is located in South Staffordshire (approximately six miles away). The Club indicates it uses this ground as there is not enough facilities within Shropshire to accommodate all its demand and would examine returning if provision became available.

### **Imported demand**

Imported demand refers to any demand from neighbouring local authorities that accesses facilities within the Shropshire study area due to a lack of available facilities in other local authorities where such team or club is based. There is no know imported demand into Shropshire.

<sup>31</sup> Please note that Forton Cricket Club is not included in the above as it is geographically located in Stafford and therefore can not be allocated to an Analysis Area.

# SHROPSHIRE COUNCIL

## PLAYING PITCH & OUTDOOR SPORTS STRATEGY

### ***Unmet demand***

Unmet demand is existing demand that is not able to access sufficient pitches. It is usually expressed, for example, when a team is already training but is unable to access a match pitch, or when a league has a waiting list. There is no recorded unmet demand for cricket in Shropshire.

### ***Future demand***

Future demand can be defined in two ways, through participation increases and using population forecasts.

#### ***Participation increases***

The ECB has also recently announced new five-year media rights deals, from 2020-2024. The new deals include a continuation of the ECB relationship with Sky Sports, now extending beyond broadcasting as a genuine partnership to secure significant investment and commitment to increase participation and drive engagement. The new deals also include a return to free to air television for live cricket, with the BBC to show coverage of some international and domestic matches.

Together, significant investment in participation and increased free to air media coverage could see future demand increase to levels in excess of those anticipated through the PPOSS and the impact should therefore be reviewed over coming years.

As part consultation, clubs were asked to express their future aspirations for additional men's open age, women's open age and junior teams. The potential effect of this increase of demand will be run as a scenario in the proceeding Strategy & Action Plan.

#### ***Population forecasts***

Team generation rates are used below as the basis for calculating the number of teams likely to be generated in the future (2038) based on population growth. When team generation rates are applied across Shropshire, due to predicted declining population, there is not enough growth to indicate any form of growth across any age group.

*Table 4.10: Team generation rates based on population growth (2038)*

Age group	Current population within age group	Current no. of teams	Team Generation Rate <sup>32</sup>	Future population within age group	Predicted future number of teams	Additional teams that may be generated from the increased population
Senior Men's (18-55)	72,918	135	1:540	67,084	124	0
Senior Women's (18-55)	69,802	17	1:4,106	63,387	15	0
Junior Boys (7-18)	21,083	87	1:242	20,674	85	0
Junior Girls (7-18)	20,537	11	1:1,867	19,495	10	0

Please note that due to declining population in Shropshire, team generation rates automatically predict that none will be created in the future as it takes current participation as a baseline.

<sup>32</sup> Please note TGR figures are rounded to the lowest whole number.

## SHROPSHIRE COUNCIL

### PLAYING PITCH & OUTDOOR SPORTS STRATEGY

---

It is important to acknowledge that whilst team generation rates project team growth as a factor of population and existing teams, there are plans and strategies to increase the number of teams at some formats beyond what current trends suggest, due to a desire to change such trends. For example, they do not take into consideration ECB initiatives such as All Stars Cricket, Dynamos or Women & Girls Softball. These are all likely to contribute to growth above levels shown through team generation rates.

#### *All Stars Cricket*

In partnership with the ECB and Chance to Shine cricket clubs in Shropshire can register to become an ECB All Stars Cricket Centre. Once registered, a club can deliver the programme which aims to introduce cricket to children aged from five to eight. Subsequently, this may lead to increased interest and demand for junior cricket at clubs.

The programme seeks to achieve the following aims:

- ◆ Increase cricket activity for five to eight year olds in the school and club environment
- ◆ Develop consistency of message in both settings to aid transition
- ◆ Improve generic movement skills for children, using cricket as the vehicle
- ◆ Make it easier for new volunteers to support and deliver in the club environment
- ◆ Use fun small sided games to enthuse new children and volunteers to follow and play the game

This activity generally takes place midweek to coincide with junior training sessions.

#### *Dynamos cricket*

A key development area for the ECB in delivering on the outcomes of 'Inspiring Generations' will be the Dynamos Cricket programme for 8-11 year olds launching in 2020. This builds on the significant growth of the All Stars Cricket programme for 5-8 year olds established in 2017 and will develop the pathway to retain juniors progressing from All Stars Cricket into Dynamos Cricket.

Where All Stars Cricket seeks to engage children in cricket activity and learning the skills, Dynamos Cricket seeks to engage children in learning how to play, introducing a modified soft ball format as competitive progression with a view to eventual transition through to hardball cricket. The programme will be strongly linked to The Hundred, a new short format competition also launching in 2020.

This activity generally takes place midweek to coincide with junior training sessions.

#### *Softball cricket*

Softball cricket is an ECB initiative aimed at women and girls to increase participation in cricket as a sport. The aim of softball cricket sections is enjoyment and participation; without pads, a hardball, a heavy bat and limited rules. Sessions are played on the outfield and follow a festival format with each session running for a maximum of two and half hours, shorter than traditional formats.

Across Shropshire, the SCB hosts seven festivals around the area and five rounds of league fixtures with each club participating hosting two events which take place on Sunday afternoons.

## **SHROPSHIRE COUNCIL**

### **PLAYING PITCH & OUTDOOR SPORTS STRATEGY**

---

It should be noted that Allstars, Dynamos and Softball cricket generally takes place on the cricket outfields rather than the actual squares. Although this does not impact the carrying capacity of the square it does influence the accessibility of the squares as whilst the outfield is in use the main square cannot be used to accommodate fixtures. Therefore, this may limit the potential spare capacity whilst these activities are taking place which are either midweek or Sundays.

## SHROPSHIRE COUNCIL PLAYING PITCH & OUTDOOR SPORTS STRATEGY

Table 4.11: Shropshire cricket clubs participating Allstars, Dynamos and Women & Girls softball

Analysis area	Place plan	Site ID	Site	Club	Allstars	Dynamos	Women & Girls softball
Central	Pontesbury & Minsterley	218	Pontesbury Playing Fields	Pontesbury CC	✓	✓	✓
Central	Shrewsbury	37	Bomere Heath Cricket Club	Bomere Heath CC	✓	✓	
Central	Shrewsbury	89	Condover Sports Ground	Condover CC	✓	✓	
Central	Shrewsbury	115	Frankwell Recreation Ground	Beacon CC	✓	✓	✓
Central	Shrewsbury	231	Reman Services Sports & Social Club	Sentinel CC	✓	✓	✓
Central	Shrewsbury	249	Shrewsbury Cricket Club	Shrewsbury CC	✓	✓	
Central	Shrewsbury	259	Unison Club (Column Cricket, Bowls & Tennis Club)	Column CC	✓	✓	
Central	Shrewsbury	350	Shelton Recreation Ground	Shelton CC	✓	✓	✓
North East	Market Drayton	113	Falcon Field	Woore CC	✓	✓	✓
North East	Market Drayton	133	Hinstock Cricket Club	Hinstock CC	✓	✓	
North East	Market Drayton	202	Norton in Hales Community Sports Club	Norton in Hales CC	✓	✓	
North East	Wem	288	The Kynaston Ground	Wem CC	✓	✓	✓
North East	Whitchurch	130	Heath Road Ground	Whitchurch CC	✓	✓	
North East	Whitchurch	221	Prees Cricket and Recreation Club	Prees CC	✓	✓	
North West	Ellesmere	112	Ellesmere Cricket Club	Ellesmere CC	✓		✓
North West	Ellesmere	128	Hardwick Park (Frankton Cricket Club)	Frankton CC	✓		
North West	Oswestry	148	Knockin & Kinnerly Cricket Ground	Knockin & Kinnerly CC	✓	✓	✓
North West	Oswestry	209	Oswestry Cricket Club	Oswestry CC	✓	✓	✓
South	Cleobury Mortimer	77	Cleobury Mortimer Playing Field	Cleobury Mortimer CC	✓		
South	Ludlow	166	Ludlow Cricket Ground	Ludlow CC	✓	✓	✓
South East	Albrighton	7	Albrighton Cricket Club	Albrighton CC	✓	✓	✓
South East	Bridgnorth	40	Bridgnorth Bowls, Cricket & Hockey Club	Bridgnorth CC	✓	✓	✓
South East	Bridgnorth	104	Davenport Park	Worfield CC	✓	✓	✓
South East	Bridgnorth	296	The Quatt Oval	Quatt CC	✓	✓	✓

## SHROPSHIRE COUNCIL PLAYING PITCH & OUTDOOR SPORTS STRATEGY

Analysis area	Place plan	Site ID	Site	Club	Allstars	Dynamos	Women & Girls softball
South East	Bridgnorth	360	Alveley Cricket Club - Four Oaks Ground	Alveley CC	✓	✓	✓
South East	Broseley	17	Barrow Park	Willey CC	✓	✓	
South East	Broseley	47	Broseley Cricket Club	Broseley CC	✓		
South East	Shifnal	224	Priorslee Road	Shifnal CC	✓	✓	✓
South West	Bishop's Castle	290	The Manor Ground (Bishops Castle CC)	Bishops Castle CC	✓	✓	
South West	Church Stretton	236	Russels Meadow Ground	Church Stretton CC	✓	✓	
-	-	365	Forton Cricket Club (Outside)	Forton CC	✓	✓	✓

# SHROPSHIRE COUNCIL

## PLAYING PITCH & OUTDOOR SPORTS STRATEGY

---

### ***Peak time demand***

An analysis of match play identifies peak time demand for cricket across three distinct time periods which are Saturdays, Sundays and Midweek (Monday to Friday).

The former is classified as peak time for senior men's cricket across Shropshire, whereas, Sunday accommodates senior women's match play whether this is hardball or softball and some junior matches.

The latter, Midweek, is used by clubs to accommodate junior matches, training and ECB initiatives Allstars and Dynamos.

### **4.4: Capacity analysis**

Capacity analysis for cricket is measured on a seasonal rather than a weekly basis. This is due to playability (as only one match is generally played per pitch per day at weekends or weekday evening) and because wickets are rotated throughout the season to reduce wear and tear and to allow for repair.

The capacity of a square to accommodate matches is driven by the number and quality of wickets. This section of the report presents the current pitch stock available for cricket and illustrates the number of competitive matches per season per square. For good quality squares, capacity is considered to be five matches per wicket per season, whilst for a standard quality square, capacity is four matches per wicket per season. For poor quality squares, no capacity is considered to exist as such provision is not safe for play.

The number of matches played by each team has been derived from consultation with the clubs. Where consultation was not possible, the assumption has been made that all senior teams play between eight and 12 home matches per year and all junior teams play between four and eight matches per year depending on their age and level of competition.

The above is used to allocate capacity ratings as follows:

<b>Potential capacity</b>	Play is below the level the site could sustain
<b>At capacity</b>	Play matches the level the site can sustain
<b>Overused</b>	Play exceeds the level the site can sustain

Please note that non-turf wickets have been discounted from the table overleaf. No non-turf wicket squares are recorded as accommodating more than 60 matches per season, therefore, all non-turf wickets are considered to have spare capacity. This translates to actual spare capacity for junior cricket as peak time is midweek, whereby non-turf wickets are more commonly used and matches can be played on a variety of days.

The capacity analysis assumes that all clubs rotate their wickets evenly. However, this may not be the case at all sites, with central wickets potentially used more commonly than outer wickets that are closer to a boundary, especially for senior matches. The idea is to showcase what the capacity is or could be if best practice is followed for the whole square, rather than doing it on a wicket-by-wicket basis.

It should be noted that any potential spare capacity for cricket has been discounted if the site is not available for community use, has unsecure tenure or is currently overplayed / played to capacity.

## **SHROPSHIRE COUNCIL**

### **PLAYING PITCH & OUTDOOR SPORTS STRATEGY**

---

For reference a site is considered to have unsecure tenure if the cricket provision on the site is not guaranteed to be retained over the next three years. Unless known otherwise, Town and Parish council managed squares are considered to generally be secure, as part of the Council's maintained sports and leisure provision offering.

In contrast, schools and academies often state their own policies and are more likely to restrict levels of community use. Therefore, they are considered to have unsecure tenure.

# SHROPSHIRE COUNCIL PLAYING PITCH & OUTDOOR SPORTS STRATEGY

Table 4.12: Capacity of cricket squares

Analysis area	Place plan	Site ID	Site name	Community use?	Users	Security of tenure	No. of squares	Pitch quality	No. of grass wickets	Capacity (sessions per season)	Actual play (sessions per season)	Capacity rating (sessions per season)	Potential spare capacity for Saturday cricket?	Potential spare capacity for Sunday cricket?	Potential spare capacity for midweek cricket?
Central	Pontesbury & Minsterley	218	Pontesbury Playing Fields	Yes	Pontesbury CC	Secure	1	Good	13	65	63	2	No	No	No
Central	Shrewsbury	37	Bomere Heath Cricket Club	Yes	Bomere Heath CC	Secure	1	Good	12	60	45	15	No	Yes	Yes
Central	Shrewsbury	89	Condoover Sports Ground	Yes	Condoover CC	Secure	1	Standard	12	48	39	9	No	Yes	Yes
Central	Shrewsbury	94	Cound Cricket Club	Yes	Cound CC	Secure	1	Good	10	50	41	9	No	No	Yes
Central	Shrewsbury	115	Frankwell Recreation Ground	Yes	Beacon CC	Secure	2	Good	10	50	30	20	No	Yes	Yes
					Grasshoppers CC				12	60	38	22	No	Yes	Yes
					Quayside CC										
Central	Shrewsbury	222	Prestfelde Preparatory School	Yes - unused	-	Unsecure	2	Good	3	15	-	15	No	No	No
									3	15	-	15	No	No	No
Central	Shrewsbury	231	Reman Services Sports & Social Club	Yes	Sentinel CC	Secure	1	Good	11	55	43	12	No	Yes	Yes
Central	Shrewsbury	249	Shrewsbury Cricket Club	Yes	Shrewsbury CC	Secure	1	Good	12	60	48	12	No	Yes	Yes
Central	Shrewsbury	250	Shrewsbury High Prep School	No	-	Unsecure	1	Good	1 (Junior)	5	-	5	No	No	No
Central	Shrewsbury	253	Shrewsbury School	No	-	Unsecure	6	Good	1	5	-	5	No	No	No
									2	10	-	10	No	No	No
									4	20	-	20	No	No	No
									6	30	-	30	No	No	No
									10	50	-	50	No	No	No
Central	Shrewsbury	259	Unison Club (Column Cricket, Bowls & Tennis Club)	Yes	Column CC	Unsecure	1	Poor	7	-	38	38	No	No	No
					Shrewsbury CC										
Central	Shrewsbury	338	Wroxeter & Uppington Cricket Club	Yes	Wroxeter & Uppington CC	Secure	1	Good	10	50	12	38	Yes	Yes	Yes
Central	Shrewsbury	350	Shelton Recreation Ground	Yes	Shelton CC	Secure	1	Good	10	50	50		No	No	No
Central	Shrewsbury	355	Alberbury Cricket Club	Yes	Alberbury CC	Unsecure	1	Good	9	45	52	3	No	No	No
North East	Market Drayton	113	Falcon Fields (Woore Cricket Club)	Yes	Woore CC	Secure	1	Good	10	50	68	18	No	No	No
North East	Market Drayton	133	Hinstock Cricket Club	Yes	-	Unsecure	1	Poor	6	-	-		No	No	No
North East	Market Drayton	138	Hodnet Social Club	Yes	Hodnet & Peplow CC	Unsecure	1	Poor	6	-	12	12	No	No	No
North East	Market Drayton	171	Market Drayton Community Amateur Sports Club	Yes	Market Drayton CC	Secure	1	Good	14	70	32	38	No	Yes	Yes
North East	Market Drayton	202	Norton in Hales Community Sports Club	Yes	Norton in Hales CC	Unsecure	1	Good	9	45	30	15	No	No	No
North East	Wem	1	Acton Reynald Cricket Club	Yes	Acton Reynalds CC	Secure	1	Standard	6	24	24		No	No	No
North East	Wem	93	Coton Hall Cricket Club	Yes	Coton Hall CC	Unsecure	1	Good	5	25	10	15	No	No	No
North East	Wem	127	Harcourt Cricket Club	Yes	Harcourt CC	Unsecure	1	Poor	8	0	12	12	No	No	No
North East	Wem	288	The Kynaston Ground	Yes	Wem CC	Secure	1	Good	14	70	46	24	No	Yes	Yes
North East	Whitchurch	57	Calverhall Cricket Ground	Yes	Calverhall CC	Secure	1	Good	8	40	17	23	Yes	Yes	Yes
North East	Whitchurch	130	Heath Road Ground	Yes	Whitchurch CC	Secure	1	Good	13	65	54	11	No	No	Yes
North East	Whitchurch	221	Prees Cricket and Recreation Club	Yes	Prees CC	Secure	1	Good	6	30	12	18	Yes	Yes	Yes
North West	Ellesmere	111	Ellesmere College	Yes - unused	-	Unsecure	3	Good	4	20	-	20	No	No	No
								Good	10	50	-	50	No	No	No
								Good	12	60	-	60	No	No	No
North West	Ellesmere	112	Ellesmere Cricket Club	Yes	Ellesmere CC	Secure	1	Good	8	40	45	5	No	No	No

**SHROPSHIRE COUNCIL**  
**PLAYING PITCH & OUTDOOR SPORTS STRATEGY**

Analysis area	Place plan	Site ID	Site name	Community use?	Users	Security of tenure	No. of squares	Pitch quality	No. of grass wickets	Capacity (sessions per season)	Actual play (sessions per season)	Capacity rating (sessions per season)	Potential spare capacity for Saturday cricket?	Potential spare capacity for Sunday cricket?	Potential spare capacity for midweek cricket?
North West	Ellesmere	128	Hardwick Park (Frankton Cricket Club)	Yes	Frankton CC	Unsecure	1	Good	10	50	46	4	No	No	No
North West	Oswestry	118	Gatacre Playing Fields	Yes	Cae Glass CC	Secure	1	Good	7	35	27	8	No	No	Yes
North West	Oswestry	148	Knockin & Kinnerly Cricket Ground	Yes	Knockin & Kinnerly CC	Secure	1	Good	12	60	68	8	No	No	No
North West	Oswestry	169	Marches School	Yes - unused	-	Unsecure	1	Good	1	5	-	5	No	No	No
North West	Oswestry	209	Oswestry Cricket Club	Yes	Oswestry CC Rough and Tumblers CC	Secure	1	Good	12	60	58	2	No	No	No
North West	Oswestry	211	Oswestry School	Yes	Oswestry CC	Unsecure	2	Good	12	60	4	56	No	No	No
									3	15	-	15	No	No	No
North West	Oswestry	215	Packwood Haugh School	No	-	Unsecure	6	Good	1 (Junior)	5	-	5	No	No	No
									1 (Junior)	5	-	5	No	No	No
									1 (Junior)	5	-	5	No	No	No
									1 (Junior)	5	-	5	No	No	No
									6	30	-	30	No	No	No
									6	30	-	30	No	No	No
South	Cleobury Mortimer	77	Cleobury Mortimer Playing Field	Yes	Cleobury Mortimer CC	Unsecure	1	Good	8	40	12	28	No	No	No
South	Cleobury Mortimer	184	Moffats School	No	-	Unsecure	1	Good	6	30	-	30	No	No	No
South	Ludlow	166	Ludlow Cricket Ground	Yes	Ludlow CC	Unsecure	2	Good	7	35	18	17	No	No	No
									15	75	36	39	No	No	No
South	Ludlow	186	Moor Park School	Yes - unused	-	Unsecure	2	Good	6 (Junior)	30	-	30	No	No	No
									8	40	-	40	No	No	No
South East	Albrighton	7	Albrighton Cricket Club	Yes	Albrighton CC	Secure	1	Good	12	60	36	24	No	Yes	Yes
South East	Albrighton	362	Birchfield School	No	-	Unsecure	3	Good	3 (Junior)	15	-	15	No	No	No
									4 (Junior)	20	-	20	No	No	No
									6	30	-	30	No	No	No
South East	Bridgnorth	10	Alveley Recreation Ground	Yes - unused	-	Secure	1	Standard	8	32	-	32	Yes	Yes	Yes
South East	Bridgnorth	40	Bridgnorth Bowls, Cricket & Hockey Club	Yes	Bridgnorth CC	Secure	1	Good	10	50	67	17	No	No	No
South East	Bridgnorth	53	Burwarton Cricket Club	Yes	Burwarton CC	Unsecure	1	Good	6	30	4	26	No	No	No
South East	Bridgnorth	104	Davenport Park	Yes	Worfield CC	Secure	1	Good	15	75	56	19	No	No	Yes
South East	Bridgnorth	206	Oldbury Wells School	No	-	Unsecure	1	Standard	2	8	-	8	No	No	No
South East	Bridgnorth	237	Sandford Park	Yes	Claverley CC	Unsecure	1	Good	12	60	28	32	No	No	No
South East	Bridgnorth	296	The Quatt Oval	Yes	Quatt CC	Secure	2	Good	7	35	36	1	No	No	No
					Bridgnorth CC				10	50	44	7	No	No	No
South East	Bridgnorth	360	Alveley Cricket Club - Four Oaks Ground	Yes	Alveley CC	Secure	1	Standard	8	32	38	6	No	No	No
South East	Broseley	17	Barrow Park	Yes	Willey CC	Unsecure	1	Good	8	40	24	16	No	No	No
South East	Broseley	47	Broseley Cricket Club	Yes	Broseley CC	Secure	1	Standard	7	28	24	4	No	No	No
South East	Highley	61	Chelmarsh Sports & Social Club	Yes	Chelmarsh CC	Secure	1	Good	6	30	12	18	Yes	Yes	Yes

## SHROPSHIRE COUNCIL PLAYING PITCH & OUTDOOR SPORTS STRATEGY

Analysis area	Place plan	Site ID	Site name	Community use?	Users	Security of tenure	No. of squares	Pitch quality	No. of grass wickets	Capacity (sessions per season)	Actual play (sessions per season)	Capacity rating (sessions per season)	Potential spare capacity for Saturday cricket?	Potential spare capacity for Sunday cricket?	Potential spare capacity for midweek cricket?
South East	Highley	238	Severn Centre	Yes	Highley CC	Unsecure	1	Standard	8	32	12	20	No	No	No
South East	Much Wenlock	117	Gaskell Recreation Ground	Yes	Much Wenlock CC	Secure	1	Good	7	35	32	3	No	No	No
South East	Shifnal	224	Priorslee Road	Yes	Shifnal CC	Secure	1	Good	13	65	49	16	No	Yes	Yes
South West	Bishop's Castle	24	Bedstone College	No	-	Unsecure	1	Good	5	25	-	20	No	No	No
South West	Bishop's Castle	290	The Manor Ground (Bishops Castle CC)	Yes	Bishops Castle CC	Secure	1	Good	8	40	25	15	Yes	Yes	Yes
South West	Church Stretton	2	Acton Scott Cricket Club	Yes	Acton Scott Village CC	Unsecure	1	Standard	5	20	6	14	No	No	No
South West	Church Stretton	236	Russels Meadow Ground	Yes	Church Stretton CC	Secure	1	Good	10	50	12	38	Yes	Yes	Yes
South West	Craven Arms	181	Millichope Park	Yes	Corvedale CC	Unsecure	1	Standard	8	32	16	16	No	No	No
Outside	-	365	Forton Cricket Club (Outside)	Yes	Forton CC	Secure	1	Good	8	40	43	3	No	No	No

#### ***Saturday cricket spare capacity***

A square is only considered to have actual spare capacity if it is available for further usage. For senior men's cricket, peak time is Saturday as this is when most demand exists. As only one match can be played on each square per day, only two Saturday teams can be assigned to play home matches on one square (based on matches being played on an alternate home and away basis). As such, if a square has two Saturday teams already playing home fixtures on it, no actual spare capacity is perceived to exist for additional senior usage. If one or no teams are playing on a square on a Saturday, and it has overall capacity, actual spare capacity for senior demand is generally identified.

Notwithstanding the above, there may be situations where, although a site is highlighted as potentially able to accommodate some additional play, this should not be recorded as actual spare capacity against the site. For example, a site may be managed to operate slightly below full capacity to ensure that it can cater for a number of regular training sessions, or to protect the quality of the site. As such, no sites that are over, at, or close to capacity are considered to have actual spare capacity (at least 11 match equivalent sessions of spare capacity are required for an additional senior team to be accommodated) and neither are sites with insecure tenure as future usage cannot be guaranteed.

Of the sites with spare capacity, seven are available for further usage on a Saturday and have secure tenure to allow this. Thus, they are considered to have actual spare capacity for senior cricket and are shown in the table overleaf. Please note that actual spare capacity is quantified by identifying the number of teams available for further usage.

If a square is already used by one team on a Saturday it can only accommodate one additional team if it has the minimum spare capacity of 11 match equivalent sessions a season. In comparison if a square is currently unused and has a minimum spare capacity of 22 match equivalent sessions a season it can accommodate two teams on a Saturday.

## SHROPSHIRE COUNCIL PLAYING PITCH & OUTDOOR SPORTS STRATEGY

Table 4.13: Summary of actual spare capacity for Saturday cricket

Analysis area	Place plan	Site ID	Site name	No. of squares	Actual spare capacity (MES)	Number of additional teams that could be accommodated <sup>33</sup>
Central	Shrewsbury	338	Wroxeter & Uppington Cricket Club	1	38	1
North East	Whitchurch	57	Calverhall Cricket Ground	1	23	1
North East	Whitchurch	221	Prees Cricket and Recreation Club	1	18	1
South East	Bridgnorth	10	Alveley Recreation Ground	1	32	2
South East	Highley	61	Chelmarsh Sports & Social Club	1	18	1
South West	Bishop's Castle	290	The Manor Ground (Bishops Castle CC)	1	15	1
South West	Church Stretton	236	Russels Meadow Ground	1	38	1

Actual spare capacity for senior cricket is enough to accommodate an additional eight senior men's teams on Saturdays. Most of this is identified in the South East (three teams), followed by the North East and South West with two teams each. The Central Analysis Area has enough spare capacity at to accommodate one additional senior men's team on a Saturday.

<sup>33</sup> One senior team on a Saturday equates to 12 match equivalent session per season

#### ***Sunday cricket spare capacity***

Similar to Saturday cricket, a square on a Sunday is only considered to have actual spare capacity if it is available for further usage. As only one match can be played on each square per day, only two Sunday teams can be assigned to play home matches on one square (based on matches being played on an alternate home and away basis). As such, if a square has two Sunday teams already playing home fixtures on it, no actual spare capacity is perceived to exist for additional senior usage. If one or no teams are playing on a square on a Sunday, and it has overall capacity, actual spare capacity for senior demand is generally identified.

No sites that are over, at, or close to capacity are considered to have actual spare capacity (at least 11 match equivalent sessions of spare capacity are required for an additional senior team to be accommodated) and neither are sites with unsecure tenure as future usage cannot be guaranteed.

## SHROPSHIRE COUNCIL PLAYING PITCH & OUTDOOR SPORTS STRATEGY

Table 4.14: Summary of actual spare capacity for Sunday cricket

Analysis area	Place plan	Site ID	Site name	No. of squares	Actual spare capacity (MES)	Number of potential teams that could be accommodated <sup>34</sup>	Women & Girls softball activity	Number of actual teams that could be accommodated <sup>35</sup>
Central	Shrewsbury	37	Bomere Heath Cricket Club	1	15	1	-	1
Central	Shrewsbury	115	Frankwell Recreation Ground	2	20	2	Yes	1
					22	2	Yes	1
Central	Shrewsbury	231	Reman Services Sports & Social Club	1	12	1	Yes	-
Central	Shrewsbury	249	Shrewsbury Cricket Club	1	12	1	-	1
Central	Shrewsbury	338	Wroxeter & Uppington Cricket Club	1	38	2	-	2
North East	Market Drayton	171	Market Drayton Community Amateur Sports Club	1	38	1	-	1
North East	Wem	288	The Kynaston Ground	1	24	1	Yes	-
North East	Whitchurch	57	Calverhall Cricket Ground	1	23	2	-	2
North East	Whitchurch	221	Prees Cricket and Recreation Club	1	18	2	-	2
South East	Albrighton	7	Albrighton Cricket Club	1	24	2	Yes	1
South East	Bridgnorth	10	Alveley Recreation Ground	1	32	2	-	2
South East	Highley	61	Chelmarsh Sports & Social Club	1	18	2	-	2
South East	Shifnal	224	Priorslee Road	1	16	1	Yes	-
South West	Bishop's Castle	290	The Manor Ground (Bishops Castle CC)	1	15	1	-	1
South West	Church Stretton	236	Russels Meadow Ground	1	38	2	-	2

<sup>34</sup> One senior team on a Sunday equates to eight match equivalent session per season

<sup>35</sup> One senior team on a Sunday equates to eight match equivalent session per season

Initial capacity analysis suggests the actual spare capacity for Sunday cricket is enough to accommodate an additional 26 senior teams. However, as mentioned earlier the accessibility of a square on a Sunday can be affected by Women & Girls Softball activity on the outfields. Meaning the square cannot be used whilst the outfield is in use. Therefore, if a site is used for women's and girls' softball it realistically can only accommodate one additional team on a Sunday if there is suitable spare capacity (based on being played on an alternate home and away basis). This result in an overall actual spare capacity of 19 teams which could be established for Sunday cricket.

#### ***Midweek cricket spare capacity***

For midweek cricket, most squares with spare capacity have actual spare capacity for an increase in demand. This is because usually the majority of demand is from junior matches which are generally played during midweek, where matches can be spread across numerous days, meaning capacity is not limited to two teams. Moreover, the presence of junior wickets at certain sites, as well as NTPs, provide further capacity that is generally not available to senior demand.

For a square to have actual spare capacity for junior cricket, it must not be poor quality, have secure tenure, not be overplayed or have more than four match equivalent sessions of spare capacity as this is the average number of matches an additional junior team would play.

Furthermore, a square is not considered to have capacity for an increase in demand if it is already used by six midweek teams or more as availability is then assumed to be limited (on average, clubs are able to play junior fixtures on three nights per week, with other nights reserved for other activity such as All Stars and Dynamos).

## SHROPSHIRE COUNCIL PLAYING PITCH & OUTDOOR SPORTS STRATEGY

Table 4.15: Summary of actual spare capacity for midweek (junior) cricket

Analysis area	Place plan	Site ID	Site name	Actual spare capacity (MES)	Number of additional teams that could be accommodated
Central	Shrewsbury	37	Bomere Heath Cricket Club	15	3
Central	Shrewsbury	89	Condoover Sports Ground	9	2
Central	Shrewsbury	94	Cound Cricket Club	9	2
Central	Shrewsbury	115	Frankwell Recreation Ground	20	1
Central	Shrewsbury	115	Frankwell Recreation Ground	22	2
Central	Shrewsbury	231	Reman Services Sports & Social Club	12	2
Central	Shrewsbury	249	Shrewsbury Cricket Club	12	3
Central	Shrewsbury	338	Wroxeter & Uppington Cricket Club	38	6
North East	Market Drayton	171	Market Drayton Community Amateur Sports Club	38	6
North East	Wem	288	The Kynaston Ground	24	1
North East	Whitchurch	57	Calverhall Cricket Ground	23	5
North East	Whitchurch	130	Heath Road Ground	11	2
North East	Whitchurch	221	Prees Cricket and Recreation Club	18	4
North West	Oswestry	118	Gatacre Playing Fields	8	2
South East	Albrighton	7	Albrighton Cricket Club	24	4
South East	Bridgnorth	10	Alveley Recreation Ground	32	6
South East	Bridgnorth	104	Davenport Park	19	2
South East	Highley	61	Chelmarsh Sports & Social Club	18	4
South East	Shifnal	224	Priorslee Road	16	-
South West	Bishop's Castle	290	The Manor Ground (Bishops Castle CC)	15	3
South West	Church Stretton	236	Russels Meadow Ground	38	6

As shown in the table above there is enough junior peak time available across Shropshire to accommodate an additional 66 junior teams. Although there is overall capacity at Priorslee Road for additional junior demand, realistically, there are already six midweek teams accessing the site leaving no spare capacity.

As such, despite large amounts of actual spare capacity being identified for an increase in junior demand, capacity may still be an issue for clubs with large junior sections that may not be able to play all their matches on one square.

## SHROPSHIRE COUNCIL PLAYING PITCH & OUTDOOR SPORTS STRATEGY

### Overplay

There are nine sites in Shropshire considered to be overplayed by a total of 117 match equivalent sessions per season. Although it is possible to sustain certain, minimal levels of overplay providing that a regular, sufficient maintenance regime is in place, a resolution is recommended to ensure that there is no detrimental effect on quality over time.

*Table 4.16: Summary of overplay*

Analysis area	Place plan	Site ID	Site name	Number of squares	Overplay (matches per season)
Central	Shrewsbury	259	Unison Club (Column Cricket, Bowls & Tennis Club)	1	38
North East	Market Drayton	113	Falcon Fields (Woore Cricket Club)	1	18
North East	Market Drayton	138	Hodnet Social Club	1	12
North East	Wem	127	Harcourt Cricket Club	1	12
North West	Ellesmere	112	Ellesmere Cricket Club	1	5
North West	Oswestry	148	Knockin & Kinnerly Cricket Ground	1	8
South East	Bridgnorth	40	Bridgnorth Bowls, Cricket & Hockey Club	1	17
South East	Bridgnorth	296	The Quatt Oval	1	1
South East	Bridgnorth	360	Alveley Cricket Club - Four Oaks Ground	1	6
<b>Total</b>				<b>9</b>	<b>117</b>

The overplay on grass cricket squares in Shropshire derives from four analysis areas. The Central Analysis Area has overplay totalling 38 match sessions per season, the North East Analysis Area which has overplay totalling 42 match sessions per season, the North West Analysis Area has overplay totalling 13 match sessions per season and the South East Analysis Area has overplay totalling 24 match sessions per season.

In addition it should be noted that Forton Cricket Club, which geographically falls just outside of Shropshire, however, is considered a Shropshire club is overplayed by three match equivalent sessions a season.

As a large percentage of usage from clubs comes from junior cricket, installation of an NTP in situ on the squares would allow junior matches to be transferred from the grass cricket squares, thus alleviating the majority of overplay. Of the nine overplayed sites, only two are currently serviced by an NTP (Falcon Fields and The Quatt Oval).

The inclusion of an NTP for the management of fixtures would alleviate overplay issues; however, this would be subject to league rules and minimum pitch specifications (see ECB S9 pitch layout). Where possible, the addition of an NTP could be considered for junior cricket (up to U15s) and potentially lower league senior cricket which will take the burden off grass wickets due to intensification of use. This option should be considered on a site by site basis.

Given the preference for use of grass cricket squares provision as opposed to NTPs for senior cricket, alternative solutions to alleviate overplay include the use of a secondary site with spare capacity, or increasing natural turf capacity at the main home site through creation of additional grass wickets if the site is feasibly able to accommodate expansion of the square.

### 4.5: Supply and demand analysis

Consideration must be given to the extent in which provision can accommodate current and future demand. This being said as there is no future demand anticipated from team generation rates the supply and demand analysis below will only take into consideration the current overview of cricket across Shropshire. Club aspirational future demand will be analysed in the proceeding Strategy & Action Plan document.

#### *Spare capacity analysis*

It should be noted that spare capacity across Saturday, Sunday and Midweek should not be viewed collectively. Squares with actual spare should only utilise up to the remaining capacity on the site.

For example, Alveley Recreation Ground has a total available capacity rating of 32 match equivalent sessions a season as it is currently unused. This means it can accommodate up to 32 match equivalent sessions across the three time periods rather than accommodating all the potential spare capacity.

If it accommodated all of the spare capacity equating to two senior men's teams on a Saturday (22 match equivalent sessions), two Sunday teams (16 match equivalent sessions) and six midweek teams (24 match equivalent sessions) the site would be overplayed by 30 match equivalent sessions per week.

Therefore, it should only accommodate a selection of these teams as long as it does not become overplayed i.e. two senior men's (22 match equivalent sessions per season) and one Sunday team (eight match equivalent sessions per season) or two senior men's (22 match equivalent sessions per season) and two midweek teams (eight match equivalent sessions per season).

#### ***Saturday cricket capacity balance***

The table below looks at actual spare capacity during Saturday for senior cricket against overplay.

For this, please note that actual spare capacity is converted from squares to match equivalent sessions. This is calculated by using the average number of matches played per season by senior teams (11) multiplied by the number of additional teams that can be fielded at peak time (one team per 0.5 squares that are available). The entirety of spare capacity available at each site is not used as this number of matches may not be able to be accommodated at peak time (the maximum amount of spare capacity that can be accommodated on one square at peak time is 22 match equivalent sessions).

*Table 4.17: Capacity balance of grass cricket squares for Saturday cricket*

Analysis area	Actual spare capacity (match sessions per season)	Demand (match sessions per season)	
		Overplay	Current total
Central	11	38	27
North East	22	42	20
North West	-	13	13
South	-	-	
South East	33	24	9
South West	22	-	22

## SHROPSHIRE COUNCIL PLAYING PITCH & OUTDOOR SPORTS STRATEGY

Analysis area	Actual spare capacity (match sessions per season)	Demand (match sessions per season)	
		Overplay	Current total
<b>Total</b>	<b>88</b>	<b>117</b>	<b>29</b>

Analysis suggests that there is currently sufficient capacity in the South East and South West analysis areas, with shortfalls in the Central, North East and North West analysis areas equating to 60 match equivalent sessions. This result in a minimum overall shortfall of 29 match equivalent sessions for Saturday cricket in Shropshire.

### ***Sunday cricket capacity balance***

Similar to the above the table below looks at actual spare capacity during Sundays for senior cricket against overplay.

For this, please note that actual spare capacity is converted from squares to match equivalent sessions. This is calculated by using the average number of matches played per season by senior teams (11) multiplied by the number of additional teams that can be fielded at peak time (one team per 0.5 squares that are available). The entirety of spare capacity available at each site is not used as this number of matches may not be able to be accommodated at peak time (the maximum amount of spare capacity that can be accommodated on one square at peak time is 22 match equivalent sessions).

*Table 4.18: Capacity balance of grass cricket squares for Sunday cricket*

Analysis area	Actual spare capacity (match sessions per season)	Demand (match sessions per season)	
		Overplay	Current total
Central	66	38	28
North East	55	42	13
North West	-	13	13
South	-	-	
South East	55	24	31
South West	33	-	33
<b>Total</b>	<b>209</b>	<b>117</b>	<b>92</b>

Analysis suggests that there is currently overall sufficient capacity across Shropshire for Sunday cricket although the North West Analysis Area is overplayed by 13 match equivalent sessions per season.

### ***Midweek (Junior) cricket capacity balance***

The table below looks at actual spare capacity during the peak period (midweek) for junior cricket.

For this, actual spare capacity equates to the total spare capacity at each available site or, if it is lower, the total number of additional junior teams that could be fielded on each available square (on the assumption that one square can accommodate six midweek teams playing home and away) multiplied by four (the average number of matches a junior team plays).

As mentioned earlier, a square is not considered to have capacity for an increase in demand if it is already used by six midweek teams or more as availability is then assumed to be limited.

## SHROPSHIRE COUNCIL PLAYING PITCH & OUTDOOR SPORTS STRATEGY

On average, clubs are able to play junior fixtures on three nights per week, this equates to a potential for six teams (on a home and away basis). The remaining two nights are reserved for other activity such as All Stars, Dynamos or training).

It should be noted that NTPs are not taken into consideration as all existing provision is deemed to have spare capacity for further usage.

*Table 4.19: Capacity balance of grass cricket squares for junior cricket*

Analysis area	Actual spare capacity (match sessions per season)	Demand (match sessions per season)	
		Overplay	Current total
Central	84	38	46
North East	72	42	30
North West	8	13	5
South		-	
South East	64	24	40
South West	36	-	36
<b>Total</b>	<b>264</b>	<b>117</b>	<b>147</b>

Analysis of cricket provision for junior demand suggests that there is currently spare capacity in four out of the six analysis areas, with minor shortfalls in the North West Analysis Area.

### 4.6: Conclusion

Overall, there is currently a sufficient supply of cricket squares in Shropshire to cater for current Sunday and Midweek demand, however, there is a shortfall of 29 match equivalent sessions a season for Saturday cricket.

*Table 4.20: Capacity balance of grass cricket squares across Shropshire*

Peak time	Actual spare capacity (match sessions per season)	Demand (match sessions per season)	
		Overplay	Current total
Saturday	88	117	29
Sunday	209	117	92
Midweek	264	117	147

As a result, it is imperative that good quality provision is protected and sustained, whilst standard and poor quality provision should be improved to better cater for demand and to help negate what issues exist.

To further alleviate what shortfalls are present, multiple aspects could be explored. This includes improving security of tenure across a greater number of sites, gaining access to more provision (e.g. via schools), installing more NTPs and better utilising existing NTPs, ensuring ancillary and practice provision is adequate for all forms of play and exploring the creation of new squares.

It should be noted that although there is currently spare capacity evident for both Sunday and Midweek cricket this is likely to reduce when factoring in the future impact of Allstars, Dynamos and Softball initiatives. Separate scenarios on the future growth of these three programmes and what impact they will have on the overall capacity for Shropshire cricket will be analysis in the proceeding Strategy document.

#### Cricket summary

- ◆ **Overall, there is currently a sufficient supply of cricket squares in Shropshire to cater for current Sunday and Midweek demand, however, there is a shortfall of 29 match equivalent sessions a season for Saturday cricket.**
- ◆ There are 80 grass wicket squares in Shropshire located across 60 sites, of these, 61 are available for community use across 53 sites. All 19 grass squares that are not available for community use are located at schools.
- ◆ There are disused grass cricket squares at The Robert Jones and Agnes Hunt Othoepad & District Hospital Sports Field and Whittington Cricket & Bowling Club.
- ◆ In Shropshire, there are 19 NTPs that accompany grass wicket squares in addition to 17 standalone NTPs.
- ◆ Most clubs (67% or 32) in Shropshire have secure tenure at their home venues through ownership, long term lease or renting from Shropshire Council, Parish or Town Councils.
- ◆ Non-technical assessments found 60 grass wicket squares being good quality, nine standard quality and four poor quality (Harcourt Cricket Club, Hinstock Cricket Club, Unison Club and Hodnet Social Club).
- ◆ The audit of ancillary facilities determines that all but nine sites, that are currently accessed for affiliated cricket, are accompanied by either good or standard quality changing rooms.
- ◆ Although the majority of clubs are serviced by practice facilities, 14 clubs indicate through aspirations for additional or enhancements on their current training facilities.
- ◆ There are 51 clubs competing in Shropshire generating 257 teams. This equates to 138 senior men's, 17 senior women's and 90 junior boys' and 11 junior girls' teams
- ◆ Shifnal CC currently exports its third and fourth Saturday men's teams to its second ground that is located in South Staffordshire (approximately six miles away).
- ◆ There is anticipated future demand in Shropshire from ECB initiatives such as All Stars, Dynamos and Women & Girls Softball.
- ◆ Actual spare capacity for senior cricket is enough to accommodate an additional eight senior men's teams on Saturdays.
- ◆ There is overall actual spare capacity of 19 teams which could be established for Sunday cricket.
- ◆ There is enough junior peak time (midweek) available across Shropshire to accommodate an additional 66 junior teams
- ◆ There are nine sites in Shropshire considered to be overplayed by a total of 117 match equivalent sessions per season.

# SHROPSHIRE COUNCIL

## PLAYING PITCH & OUTDOOR SPORTS STRATEGY

### PART 5: RUGBY UNION

#### 5.1: Introduction

The Rugby Football Union (RFU) is split into six areas across the country with a workforce team that covers development, coaching, governance and competitions. Shropshire falls within Area Five, with a Rugby Development Officer (RDO) and a team of Community Rugby Coaches (CRC) that deliver core programmes in schools and clubs.

Its variety of programmes, which include 15 aside, 10 aside, 7 aside, Tag and the O2 Touch programme, all aim to increase and retain participation within the game. In order to sustain and increase participation in the game facilities need to be appropriate, affordable and accessible.

#### Consultation

In addition to face-to-face consultation with key rugby clubs, an electronic survey was sent to all clubs playing within Shropshire. Through both face to face meetings, survey responses and telephone interviews, a total response rate of 82% (9/11 clubs) was achieved.

Table 5.1: Summary of consultation

Club name	Analysis area	Responded?
Bishop Castle & Onny Valley RFC	South West	Yes
Bridgnorth RFC	South East	Yes
Church Stretton RFC	South West	No
Clee Hill RFC	South	Yes
Cleobury Mortimer RFC	South	Yes
Ludlow RFC (face to face)	South	Yes
Market Drayton RFC (face to face)	North East	Yes
Oswestry RFC (face to face)	North West	Yes
Shifnal Saxons RFC	South East	No
Shrewsbury RFC (face to face)	Central	Yes
Whitchurch RFC	North East	Yes

#### 5.2: Supply

Within Shropshire there are 58 senior pitches, six junior pitches and 31 mini pitches provided, with all but five pitches being available for community use. This in total amounts to 95 pitches.

The largest number of pitches are in the Central Analysis Area (23 pitches or 24%). However, provision is fairly evenly spread across all the analysis areas apart from the South West which only has seven pitches (7%).

Table 5.2: Supply of all rugby union pitches across Shropshire

Analysis area	No. of senior pitches	No. of junior pitches	No. of mini pitches
Central	11	3	9
North East	11	1	2
North West	10	1	10
South	8	-	3
South East	11	1	6

## SHROPSHIRE COUNCIL PLAYING PITCH & OUTDOOR SPORTS STRATEGY

Analysis area	No. of senior pitches	No. of junior pitches	No. of mini pitches
South West	6	-	1
<b>Total</b>	<b>57</b>	<b>6</b>	<b>31</b>

Of these 95 pitches, 75 (79%) are available for community use across 30 sites.

The audit only identifies dedicated, line marked pitches. For rugby union pitch dimension sizes please see the table below.

*Table 5.3: Pitch dimensions*

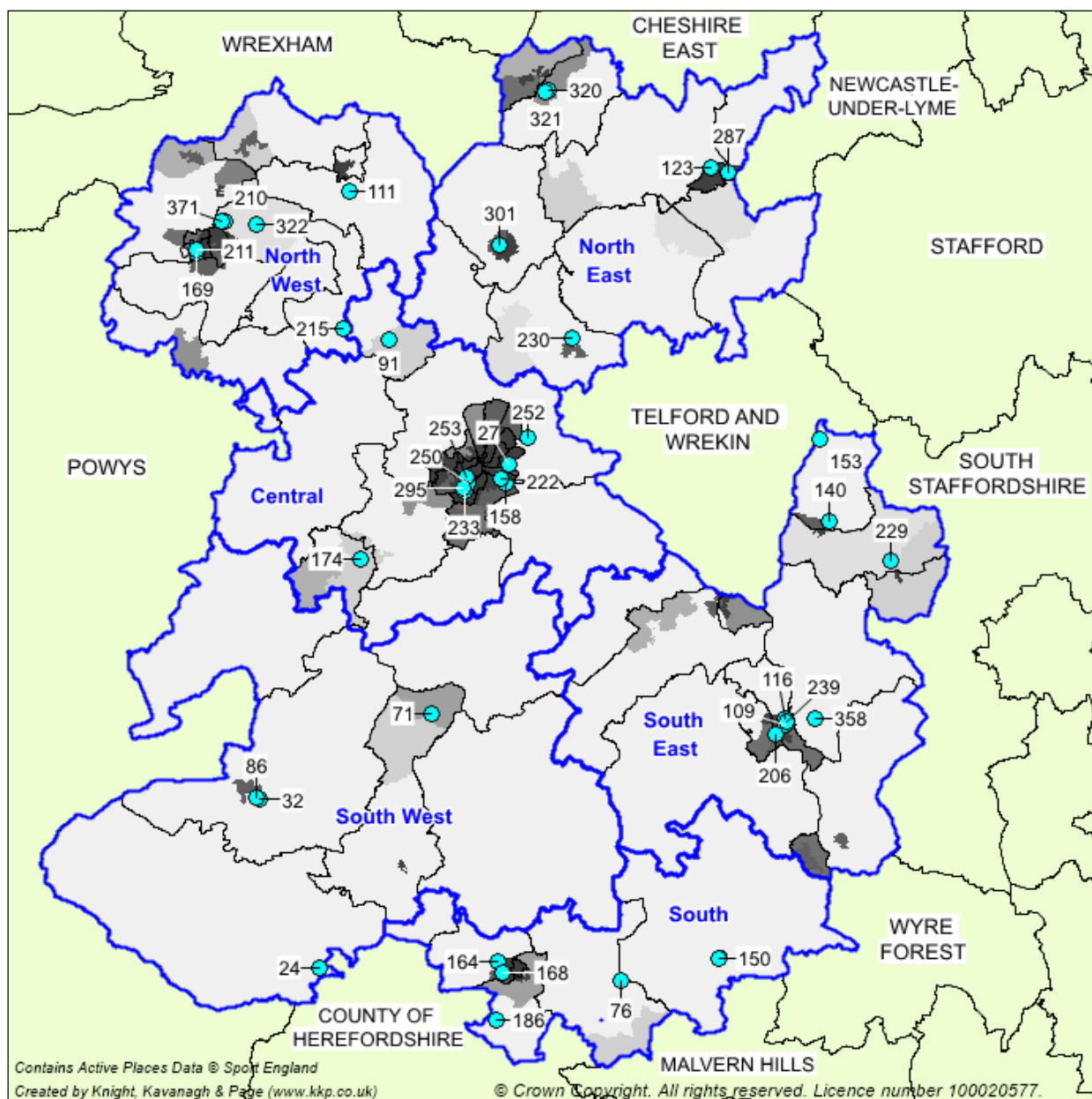
Age	Pitch type	Maximum pitch dimensions (metres) <sup>36</sup>
U7	Mini	20 x 12
U8	Mini	45 x 22
U9	Mini	60 x 30
U10	Mini	60 x 35
U11	Mini	60 x 43
U12	Mini	60 x 43
U13	Junior	90 x 60 (60 x 43 for girls)
U14 +	Senior	100 x 70 <sup>37</sup>

<sup>36</sup> Recommended run off area for all pitch types requires five-metres each way and a minimum in-goal length of six metres.

<sup>37</sup> Minimum dimensions of 94 x 68 metres are accepted.

# SHROPSHIRE COUNCIL PLAYING PITCH & OUTDOOR SPORTS STRATEGY

Figure 5.1: Location of rugby union pitches within Shropshire



### ***Lapsed / Disused provision***

Playing fields which have previously accommodated formal pitch provision are categorised as either disused or lapsed. A disused site is a playing field which is not being used at all by any users and is not available for community hire either. Once these sites are disused for five or more years they will then be categorised as 'lapsed sites'.

As mentioned, a lapsed site was as a playing field more than five years ago. These fall outside of Sport England's statutory remit but still have to be assessed using the criteria in paragraph 97 of the National Planning Policy Framework and Sport England would nonetheless challenge a proposed loss of playing pitches/playing field which fails to meet such criteria.

Although the site is not lapsed, as it is currently still actively used for football, there was previously one senior rugby pitch at Highley Rugby Club (South East Analysis Area). The site used to be the home of Highley RFC until 2011 when a fire destroyed the ancillary facilities. Anecdotal evidence suggests the Club was unable to recover from the fire and shortly folded thereafter.

In addition, there are two lapsed junior rugby union pitches at Shrewsbury Colleges (Former Wakeman School Site). Based on satellite imagery the site was last formally used circa 2010.

### ***Security of tenure***

As seen in the table overleaf, eight clubs (73%) have secure tenure at their home venue through either freehold or long term lease. The remaining three clubs (Market Drayton RFC, Shifnal Saxons RFC and Church Stretton RFC) are considered to have unsecure tenure.

Market Drayton RFC currently rents Greenfields Sports Ground from the overarching Market Drayton Sports Association (MDSA) which in turn has a long term lease of the entire site from Market Drayton Town Council. The site has been identified in the Shropshire Local Plan Review/Market Drayton Neighbourhood Plan as a potential housing development although there is no definitive timeframe on when this would occur. Therefore, the site, and all relevant sports clubs, are considered to have unsecure tenure.

The remaining two clubs, Shifnal Saxons RFC and Church Stretton RFC are considered to have unsecure tenure as they annually rent provision from Idsall Sports Centre and Church Stretton School, respectively.

It should be noted that Bridgnorth RFC has freehold at Edgar Davies Ground and a long term lease for the provision at Severn Park from Bridgnorth Town Council. In comparison, it only has an annual rolling licence agreement from a private landowner to use Swancote Energy Park. Therefore, it is considered to have secure tenure at its two former sites and unsecure tenure at the latter site.

## SHROPSHIRE COUNCIL PLAYING PITCH & OUTDOOR SPORTS STRATEGY

Table 5.4: Summary of security of tenure for rugby clubs in Shropshire

Analysis area	Place plan	Club	Site ID	Site name	Tenure
Central	Shrewsbury	Shrewsbury RFC	252	Shrewsbury Rugby Club	Freehold
North East	Market Drayton	Market Drayton RFC	123	Greenfields Sports Ground	Lease from Market Drayton Council
North East	Whitchurch	Whitchurch RFC	320	Whitchurch Rugby Football Club	Long term lease
North West	Oswestry	Oswestry RFC	210	Oswestry Rugby Club	Freehold
			322	Whittington Cricket & Bowling Club	Peppercorn rent
			371	The Showground	Peppercorn rent
South	Cleobury Mortimer	Cleobury Mortimer RFC	150	Lacon Childe School	Lease from The Shropshire Gateway Educational Trust until 2028
South	Ludlow	Clee Hill RFC	76	Clee Hill Rugby Club (Tenbury Road)	Freehold
South	Ludlow	Ludlow RFC	168	Ludlow Rugby Football Club	Freehold
South East	Bridgnorth	Bridgnorth RFC	109	Edgar Davies Ground	Freehold
			239	Severn Park	Long term lease from Bridgnorth Town Council
			358	Swancote Energy Park	Annual rolling licence agreement from private landowner
South East	Shifnal	Shifnal Saxons RFC	140	Idsall Sports Centre	Rent
South West	Bishop's Castle	Bishop Castle & Onny Valley RFC	32	Bishop Castle & Onny Valley Rugby Club	30 year lease from private ownership (Deakins Family)
South West	Church Stretton	Church Stretton RFC	71	Church Stretton School	Rent

# SHROPSHIRE COUNCIL

## PLAYING PITCH & OUTDOOR SPORTS STRATEGY

---

### *Future developments*

Bridgnorth RFC reports aspiration to secure long term tenure at Swancote Energy Park. This site currently accommodates all its mini and youth demand. It states that if it lost access to the site it would struggle finding suitable alternative provision.

The Club is also open to discussions to relocate its entire demand to one site and suggests Swancote Energy Park is the ideal location. This being said this is more aspirational with the Club more imminent ambition to create a purpose built clubhouse at Edgar Davies Ground.

Comparably, Oswestry RFC, aspires to relocate all its demand onto one site. The Club currently uses three sites to meet its demand, these being Oswestry Rugby Club, Whittington Cricket & Bowling Club and The Showground. The former site is its home ground which it has outgrown resulting in it also using the other two sites. Through consultation it suggests it is open to the idea of completely relocating, however, the new site would need to have a suitable clubhouse and the required pitch stock to meet its current and future levels of demand.

Market Drayton RFC reports Greenfields Sports Ground has been identified in the Neighbourhood Local Plan for potential housing development. The site is leased from Market Drayton Town Council to the Market Drayton Sports Association which consists of Market Drayton Town FC, Market Drayton Tigers FC, Market Drayton RFC and Market Drayton TC. Each club has its own clubhouse and pitch provision to accommodate demand. For Market Drayton RFC this equates to one floodlit senior pitch, one floodlit junior pitch (which is used primarily for training demand) and its own clubhouse.

The proceeding Strategy & Action Plan document will identify the extent of mitigation required if the site where to be lost for housing.

Ludlow RFC aspires to create an additional senior pitch on an area of land known locally as Linney Park. The area in question is situated directly in front of its clubhouse and is presently accessed as a recreational football pitch. The Club has contacted Ludlow Town Council regarding obtaining a lease for the land with no response to date. If it manages to secure the land it will use it to relieve pressure off its two main pitches whilst still allowing it to be community accessible. In addition, it also aspires to formally floodlight its entire second pitch in order to better accommodate midweek training demand.

### ***Pitch quality***

The quality of rugby pitches across Shropshire have been assessed via a combination of site visits (using non-technical assessments as determined by RFU<sup>38</sup>) and user consultation to reach and apply an agreed rating as follows:

- ◀ Good
- ◀ Standard
- ◀ Poor

The methodology for assessing rugby pitch quality looks at two key elements: the maintenance programme and the level of drainage on each pitch. An overall quality based on both drainage and maintenance can then be generated. The agreed rating for each pitch type also represents actions required to improve pitch quality. A breakdown of actions required based on the ratings can be seen below.

---

<sup>38</sup> See Appendix 3 for the non-technical assessment for rugby pitches

## SHROPSHIRE COUNCIL PLAYING PITCH & OUTDOOR SPORTS STRATEGY

Table 5.5: Definition of maintenance categories

Category	Definition
M0	Action is significant improvements to maintenance programme
M1	Action is minor improvements to maintenance programme
M2	Action is no improvements to maintenance programme

Table 5.6: Definition of drainage categories

Category	Definition
D0	Action is pipe drainage system is needed on pitch
D1	Action is pipe drainage is needed on pitch
D2	Action is slit drainage is needed on pitch
D3	No action is needed on pitch drainage

Table 5.7: Quality ratings based on maintenance and drainage scores

		Maintenance		
		Poor (M0)	Adequate (M1)	Good (M2)
Drainage	Natural Inadequate (D0)	Poor	Poor	Standard
	Natural Adequate (D1)	Poor	Standard	Good
	Pipe Drained (D2)	Standard	Standard	Good
	Pipe and Slit Drained (D3)	Standard	Good	Good

The figures are based upon a pipe drained system at 5m centres that has been installed in the last eight years and a slit drained system at 1m centres that has been installed in the last five years.

Of the community available pitches in Shropshire, 26 are assessed as good quality, 15 as standard and 29 as poor. Although the pitches are available for community use at Ellesmere College, they have not been given a quality rating as KKP was unable to access the site to carry out a non-technical assessment.

Please see Table overleaf for the full breakdown.

## SHROPSHIRE COUNCIL PLAYING PITCH & OUTDOOR SPORTS STRATEGY

Table 5.8: Summary of quality

Analysis area	Place plan	Site ID	Site name	Community use?	Number of pitches	Pitch type	Floodlit?	Non-technical assessment score	Quality rating
Central	Pontesbury & Minsterley	174	Mary Webb School and Science College	No	1	Senior	No	M0 / D1	Poor
Central	Shrewsbury	27	Belvidere School	No	1	Senior	No	M0 / D1	Poor
Central	Shrewsbury	91	Corbet School	No	1	Senior	No	M0 / D1	Poor
Central	Shrewsbury	91	Corbet School	No	1	Junior	No	M0 / D1	Poor
Central	Shrewsbury	158	London Road Sports Centre	Yes-unused	1	Senior	No	M0 / D1	Poor
Central	Shrewsbury	222	Prestfelde Preparatory School	Yes-unused	2	Junior	No	M1 / D1	Standard
Central	Shrewsbury	222	Prestfelde Preparatory School	Yes-unused	4	Mini	No	M1 / D1	Standard
Central	Shrewsbury	233	Roman Road Sports Centre (Meole Brace School)	Yes-unused	1	Senior	No	M0 / D1	Poor
Central	Shrewsbury	250	Shrewsbury High Prep School	No	2	Mini	No	M1 / D1	Standard
Central	Shrewsbury	252	Shrewsbury Rugby Club	Yes	3	Mini	No	M2 / D1	Good
Central	Shrewsbury	252	Shrewsbury Rugby Club	Yes	1	Senior	No	M2 / D1	Good
Central	Shrewsbury	252	Shrewsbury Rugby Club	Yes	2	Senior	Yes	M2 / D2	Good
Central	Shrewsbury	252	Shrewsbury Rugby Club	Yes	1	Senior	Yes	M2 / D1	Good
Central	Shrewsbury	253	Shrewsbury School	No	1	Senior	No	M2 / D2	Good
Central	Shrewsbury	295	The Priory School	Yes-unused	1	Senior	No	M0 / D1	Poor
North East	Market Drayton	123	Greenfields Sports Ground	Yes	1	Senior	Yes	M0 / D1	Poor
North East	Market Drayton	123	Greenfields Sports Ground	Yes	1	Junior	Yes	M0 / D1	Poor
North East	Market Drayton	287	The Grove School	Yes-unused	2	Senior	No	M0 / D1	Poor
North East	Wem	230	RAF Shawbury <sup>39</sup>	No	1	Senior	No	-	-
North East	Wem	301	Thomas Adams Sports Centre	Yes-unused	1	Senior	No	M0 / D1	Poor
North East	Whitchurch	320	Whitchurch Rugby Football Club	Yes	2	Mini	Yes	M2 / D1	Good
North East	Whitchurch	320	Whitchurch Rugby Football Club	Yes	1	Senior	Yes	M2 / D1	Good
North East	Whitchurch	320	Whitchurch Rugby Football Club	Yes	3	Senior	No	M2 / D1	Good
North East	Whitchurch	321	Whitchurch Sports & Leisure Centre	Yes-unused	2	Senior	No	M0 / D0	Poor

<sup>39</sup> Quality of this pitch was not obtained despite consultation attempts from KKP

## SHROPSHIRE COUNCIL PLAYING PITCH & OUTDOOR SPORTS STRATEGY

Analysis area	Place plan	Site ID	Site name	Community use?	Number of pitches	Pitch type	Floodlit?	Non-technical assessment score	Quality rating
North West	Ellesmere	111	Ellesmere College <sup>40</sup>	Yes-unused	5	Senior	No	-	-
North West	Oswestry	169	Marches School	Yes-unused	2	Senior	No	M0 / D1	Poor
North West	Oswestry	210	Oswestry Rugby Club	Yes	1	Mini	Yes	M1 / D1	Standard
North West	Oswestry	210	Oswestry Rugby Club	Yes	1	Senior	No	M1 / D1	Standard
North West	Oswestry	210	Oswestry Rugby Club	Yes	1	Senior	Yes	M1 / D1	Standard
North West	Oswestry	211	Oswestry School	Yes-unused	1	Senior	No	M1 / D1	Standard
North West	Oswestry	211	Oswestry School	Yes-unused	1	Junior	No	M1 / D1	Standard
North West	Oswestry	215	Packwood Haugh School	No	4	Mini	No	M2 / D1	Good
North West	Oswestry	322	Whittington Cricket & Bowling Club	Yes	3	Mini	No	M0 / D1	Poor
North West	Oswestry	371	The Showground	Yes	2	Mini	No	M0 / D1	Poor
South	Cleobury Mortimer	150	Lacon Childe School	Yes	2	Senior	No	M0 / D1	Poor
South	Ludlow	76	Clee Hill Rugby Club (Tenbury Road)	Yes	1	Senior	No	M0 / D1	Poor
South	Ludlow	76	Clee Hill Rugby Club (Tenbury Road)	Yes	1	Senior	Yes	M0 / D1	Poor
South	Ludlow	164	Ludlow Church of England School	No	2	Senior	No	M0 / D1	Poor
South	Ludlow	168	Ludlow Rugby Football Club	Yes	1	Senior	No	M1 / D1	Standard
South	Ludlow	168	Ludlow Rugby Football Club	Yes	1	Senior	No	M1 / D0	Poor
South	Ludlow	186	Moor Park School	Yes-unused	3	Mini	No	M1 / D1	Standard
South East	Albrighton	229	RAF Cosford School of Physical Training	No	2	Senior	No	M0 / D1	Poor
South East	Bridgnorth	109	Edgar Davies Ground (Bridgnorth RFC)	Yes	1	Senior	No	M2 / D1	Good
South East	Bridgnorth	116	Friars Playing Fields (Unattached Playing Fields)	Yes-unused	1	Senior	No	M0 / D0	Poor
South East	Bridgnorth	206	Oldbury Wells School	Yes-unused	1	Senior	No	M0 / D0	Poor
South East	Bridgnorth	239	Severn Park	Yes	2	Senior	Yes	M2 / D1	Good
South East	Bridgnorth	358	Swancote Energy Park	Yes	6	Mini	No	M2 / D1	Good
South East	Bridgnorth	358	Swancote Energy Park	Yes	1	Junior	No	M2 / D1	Good
South East	Bridgnorth	358	Swancote Energy Park	Yes	2	Senior	No	M2 / D1	Good

<sup>40</sup> Quality of these pitches was not obtained despite consultation attempts from KKP

## SHROPSHIRE COUNCIL PLAYING PITCH & OUTDOOR SPORTS STRATEGY

Analysis area	Place plan	Site ID	Site name	Community use?	Number of pitches	Pitch type	Floodlit?	Non-technical assessment score	Quality rating
South East	Shifnal	140	Idsall Sports Centre	Yes	1	Senior	No	M0 / D1	Poor
South East	Shifnal	153	Lilleshall National Sports & Conferencing Centre	Yes-unused	1	Senior	No	M2 / D1	Good
South West	Bishop's Castle	24	Bedstone College <sup>41</sup>	No	1	Mini	No	-	-
South West	Bishop's Castle	24	Bedstone College	No	2	Senior	No	-	-
South West	Bishop's Castle	32	Bishop Castle & Onny Valley Rugby Club	Yes	1	Senior	Yes	M0 / D1	Poor
South West	Bishop's Castle	86	Community College Bishops Castle	Yes-unused	1	Senior	No	M0 / D1	Poor
South West	Church Stretton	71	Church Stretton School	Yes	1	Senior	No	M0 / D1	Poor
South West	Church Stretton	71	Church Stretton School	Yes	1	Senior	No	M0 / D0	Poor

<sup>41</sup> Quality of these pitches was not obtained despite consultation attempts from KKP

## SHROPSHIRE COUNCIL PLAYING PITCH & OUTDOOR SPORTS STRATEGY

---

Pitches at Shrewsbury Rugby Club, Whitchurch Rugby Football Club, Edgar Davies Ground, Severn Park and Swancote Energy Park are all assessed as good quality due to the high levels of sustained maintenance carried out by the respective clubs (Shrewsbury RFC, Whitchurch RFC and Bridgnorth RFC).

Although the pitches at these sites are good quality, each of the clubs indicate that ongoing maintenance to their pitches possess a problem. Each club reports the expenditure on relevant equipment and supplies to be the overlining issue in maintaining pitch quality.

In addition, Whitchurch RFC reports its site often suffers from issues with dog fouling. The site is generally accessible to the general public as it is not fenced off. It indicates it has looked at the potential of installing fencing to stop the issue, however, this is too expensive. It is open to discuss with Whitchurch Town Council and Shropshire Council how best to remedy the problem.

Similarly, Bridgnorth RFC indicates the same issue with the pitches at Severn Park, as they too are open to the public.

Comparatively, there is at least one poor quality pitch used by clubs at the following sites:

- ♦ Greenfields Sports Ground (Market Drayton RFC)
- ♦ Whittington Cricket & Bowling Club (Oswestry RFC)
- ♦ The Showground (Oswestry RFC)
- ♦ Lacon Childe School (Cleobury Mortimer RFC)
- ♦ Clee Hill Rugby Club (Clee Hill RFC)
- ♦ Ludlow Rugby Football Club (Ludlow RFC)
- ♦ Idsall Sports Centre (Shifnal Saxons RFC)
- ♦ Bishop Castle & Onny Valley Rugby Club (Bishop Castle & Onny Valley RFC)
- ♦ Church Stretton School (Church Stretton RFC)

At Ludlow Rugby Football Club, one senior pitch is assessed as poor quality (M1/D0). This is due to its proximity to the River Teme resulting it frequently being waterlogged.

In comparison, pitches at all the remaining sites which are poor quality is due to the limited amount of maintenance occurring. Most of these sites receive basic levels of maintenance, for example, grass cutting, line marking and occasional remedial work when required. There is no regular in depth maintenance regimes as the cost of carrying out the required work of verti draining, chain harrowing, sand dressing and top soiling is considered too costly.

It should be noted that Market Drayton RFC has actively reduced the amount of maintenance taking place on both pitches at Greenfields Sports Ground. This is due to the uncertainty of site relocation due to a potential housing development. The Club reports that until its future is known it will minimise expenditure where possible.

Clee Hill RFC has plans to level off and improve the drainage on its second senior pitch. It also indicates it requires equipment and resources to help maintain both pitches. It indicates no funding has been secured for either of these proposals.

### *Flooding*

It should be noted that since club consultation and non-technical assessments took place in January 2020, there has been large scale flooding across several grass pitch sites in Shropshire.

## SHROPSHIRE COUNCIL PLAYING PITCH & OUTDOOR SPORTS STRATEGY

---

Regarding rugby union, three sites have been severely affected, these being:

- ◀ Edgar Davies Ground (Bridgnorth RFC)
- ◀ Severn Park (Bridgnorth RFC)
- ◀ Ludlow Rugby Football Club (Ludlow RFC)

For the purpose of this report the quality of these pitches has remained the same from the initial findings (club consultation and non-technical assessments). This is under the assumption that pitch quality will return once issues have been resolved. Therefore, assessing the pitches in the usual approach will give a true reflection on supply and demand in Shropshire.

The RFU, working with Sport England, has produced a set of information for clubs that have been affected by adverse weather in England<sup>42</sup>. Both Bridgnorth RFC and Ludlow RFC are actively working with the RFU regarding their individual sites and how best to remedy the issues.

Sport England also offers various funding options for clubs that have been affected by flooding such as the Community Asset Fund<sup>43</sup>. These are typically separated into three criteria: small scale investment (£1,000 - £15,000), medium scale investment (£15,000 - £50,000) and large scale investment (£50,000 - £150,000). The Community Asset Fund was designed to help communities respond quickly to emergencies or unexpected events that stop people from being active.

### ***Ancillary facilities***

The quality of ancillary facilities at Ludlow Rugby Football Club, Shrewsbury Rugby Club and Whitchurch Rugby Football Club are good quality. Ludlow RFC has recently invested in the former site including creating an extension and reconfiguration of toilets and changing rooms.

Shrewsbury RFC reports its facilities to be good quality, however, it indicates certain provision needs modernising such as the upgrading of fixtures, fittings and furniture especially in its social area.

As discussed earlier, Bridgnorth RFC ideally aspires to have most of its demand on one site, such as Swancote Energy Park. However, this would require obtaining security of tenure on through a long term lease or purchase.

It does, however, understand that this may not be achievable and as such it is currently in dialogue with Bridgnorth Town Council to purchase an area of land next to its first team pitch (Edgar Davies Ground) in order to build a clubhouse. If it manages to purchase the land, it indicates it will apply for funding to the RFU/Sport England to complete the project having already started internal fund raising. The clubhouse would be able to service the teams using the Edgar Davis Ground and Severn Park.

Oswestry RFC accesses poor quality ancillary provision at its home venue. Its current clubhouse is a converted wooden frame building that has slowly deteriorated over time. It has met the clubs needs for several years but is now becoming too costly to sustain and, within the near future, will require substantial structural improvements.

---

<sup>42</sup> <https://www.sportengland.org/how-we-can-help/facilities-and-planning/sustainability>

<sup>43</sup> <https://www.sportengland.org/how-we-can-help/our-funds/community-asset-fund>

## SHROPSHIRE COUNCIL PLAYING PITCH & OUTDOOR SPORTS STRATEGY

As mentioned, the Club is open to discuss a potential relocation to a new site with a new clubhouse and enough pitches to meet all its demand. It is pragmatic in its approach, however, and understands a whole scale relocation may not be feasible. If this does not occur the Club reports it would need to investigate the feasibility of building a new clubhouse at Oswestry Rugby Club. It indicates any new provision would need to be built before its old clubhouse was demolished. Additionally, the location of any new clubhouse could be explored in order to potentially create more pitches.

Greenfields Sports Ground, the home of Market Drayton RFC, has been identified in the Neighbourhood Local Plan as a potential housing allocation, however, timescales for the project are unknown. The Club report that for as long as the location of its home is undecided, it will minimise expenditure on ancillary provision. If the relocation does not take place it indicates its clubhouse requires modernisation.

Cleobury Mortimer RFC reports the ancillary provision it accesses at Lacon Childe School to be standard quality. The only concern the Club has is regarding the poor flow of hot water to the changing room showers.

Ancillary provision at Clee Hill Rugby Club (Tenbury Road) is poor quality. The Club reports current provision is not suitable for the number of people using them. The quality of the showers is also unsuitable.

Bishop Castle & Onny Valley RFC does not access any changing accommodation at its home site. The Club indicates it aspires to develop such provision, however, does not identify any immediate plans to rectify this matter.

Shifnal Saxon RFC and Church Stretton RFC access changing rooms at Idsall Sports Centre and Church Stretton School. Each are considered a suitable quality for the level of demand using them.

### 5.3: Demand

#### ***Competitive play***

There are 11 community rugby union clubs based in Shropshire providing a total of 93 teams. This is divided into six ad hoc senior Vets/Social teams, two senior women's, 21 senior men's, three junior girls', 23 junior boys' and 38 mini teams.

The three dedicated junior girls' teams are from Shrewsbury RFC whereas there is one women's team each at Bridgnorth RFC and Clee Hill RFC. However, one of the vets/social teams from Oswestry RFC is a social women's team.

*Table 5.9: Summary of club demand*

Analysis area	Place plan	Club	No. of rugby union teams			
			Vets / Social	Senior (19+)	Junior (13-18)	Mini (6-12)
Central	Shrewsbury	Shrewsbury RFC	1	3	9	6
North East	Market Drayton	Market Drayton RFC	-	1	-	4
North East	Whitchurch	Whitchurch RFC	1	3	5	6
North West	Oswestry	Oswestry RFC	2	2	7	6
South	Cleobury Mortimer	Cleobury Mortimer RFC	-	2	-	-

## SHROPSHIRE COUNCIL PLAYING PITCH & OUTDOOR SPORTS STRATEGY

Analysis area	Place plan	Club	No. of rugby union teams			
			Vets / Social	Senior (19+)	Junior (13-18)	Mini (6-12)
South	Ludlow	Clee Hill RFC	1	2	-	5
South	Ludlow	Ludlow RFC	1	2	-	4
South East	Bridgnorth	Bridgnorth RFC	-	5	5	6
South East	Shifnal	Shifnal Saxons RFC	-	-		1
South West	Bishop's Castle	Bishop Castle & Onny Valley RFC	-	2	-	-
South West	Church Stretton	Church Stretton RFC	-	1	-	-
		<b>Total</b>	<b>6</b>	<b>23</b>	<b>26</b>	<b>38</b>

It should be noted that the senior vets/social teams at Shrewsbury RFC, Whitchurch RFC, Ludlow RFC, Oswestry RFC, Clee Hill RFC and Ludlow RFC only play occasional fixtures and therefore will not be included in the overall supply and demand analysis later in the section.

Furthermore, the demand from Shifnal Saxons RFC has been accounted for as one mini team even though this is actually training sessions on Sunday mornings for the ages 8 to 11 years. This is to coincide with all remaining mini demand across Shropshire to ensure it is captured in order to accurately project future growth from Team Generation Rates.

### *Touch Rugby*

Touch (also known as Touch Football or Touch Rugby) is a variant of rugby organised and administered globally by the Federation of International Touch. Touch is essentially a variation of rugby league with the tackling of opposing players replaced by a touch. Touch is therefore not a contact sport but a limited-contact sport.

Touch is able to be played on natural turf and 3G pitches, with the field of play measuring 70 metres in length from score line to score line (excluding touchdown areas of an additional 5 metres at each end) and 50 metres in width excluding the interchange areas. On field teams are made up of six players each, with up to eight substitutes permitted per team. Touch allows for mixed sex participation at all levels and offers mixed, men's or women's playing formats, with on field male/female ratios applicable to teams in mixed competition. Matches are generally made up of two twenty minute halves.

England Touch (ETA) is the governing body for Touch in England. Its role is to promote, encourage, foster, develop and grow the sport of Touch in England, under the Federation of International Touch rules and guidelines. England Touch a non-profit organisation primarily funded by membership fees, led by a volunteer-run Executive Committee selected by members. Though ETA stands as an independent governing body, it affiliates to the RFU and in some areas assists in the delivery of the RFU O2 Touch Programme.

In addition to the demand listed above Ludlow RFC, Shrewsbury RFC and Bridgnorth RFC also field Touch teams. As mentioned as this is a non contact sport this demand will not be examined as part of the overall supply and demand analysis.

## SHROPSHIRE COUNCIL PLAYING PITCH & OUTDOOR SPORTS STRATEGY

### Training

Throughout the Country, many rugby teams train at their home ground on match pitches. As a result, usage is concentrated which reduces the capacity for match play on these pitches and means they are more likely to be overplayed. A key factor in determining the extent of training on match pitches is the presence of floodlighting. The table overleaf summarises the training demand for all community rugby clubs across Shropshire.

As mentioned earlier, the demand from Shifnal Saxons RFC has been accounted for as one mini team equivalent even though this is in the form of a training session on Sunday mornings for the ages 8 to 11 years. This is to coincide with all remaining mini demand across Shropshire and to ensure it is captured in order to accurately project future growth from team generation rates.

Table 5.10: Summary of training demand

Club	Site Id	Site name	Floodlit training provision	Hours (MES) <sup>44</sup>
Shrewsbury RFC	252	Shrewsbury Rugby Club	Floodlit training pitch and floodlit pitch	8 (6)
Market Drayton RFC	123	Greenfields Sports Ground	Floodlit training pitch	4 (3)
Whitchurch RFC	320	Whitchurch Rugby Football Club	Floodlit training pitches	6 (4.5)
Oswestry RFC	210	Oswestry Rugby Club	Floodlit pitch and floodlit training area	6 (4.5)
Cleobury Mortimer RFC	282	Cleobury	Floodlit small size 3G	2 (1.5)
Clee Hill RFC	76	Clee Hill Rugby Club (Tenbury Road)	Floodlit pitch	2 (1.5)
Ludlow RFC	168	Ludlow Rugby Football Club	Floodlit training area	2 (1.5)
Bridgnorth RFC	239	Severn Park	Floodlit pitches	8 (6)
Bishop Castle & Onny Valley RFC	32	Bishop Castle & Onny Valley Rugby Club	Floodlit pitch	1 (1)
Church Stretton RFC	71	Church Stretton School	Floodlit training area	1 (1)

It should be noted that the floodlit training area at Ludlow Rugby Football Club encroaches on one of the pitches. As a result, the pitch receives a small amount of training demand during the week. The floodlights used for this area are not suitable for training and not considered to meet RFU guidelines.

This will be pulled through to the capacity analysis later in this section. It should be noted that the Club is in dialogue with the RFU regarding the installation of floodlights on its second pitch.

Although suitable for training, Whitchurch RFC has ambition to enhance the floodlights on its first team pitch to match standards, so it can play evening competitive fixtures.

<sup>44</sup> Match equivalent session (MES)

#### *Use of artificial pitches*

Nationally, clubs identify the use of 3G pitches for training as a method of protecting the match pitches and providing a high quality surface for full contact practice. Competitive play continues to take place on grass pitches for the most part, with ad hoc use of 3G pitches for fixtures in the case of unsuitable pitches due to waterlogging or frost. Further detail on use of 3G pitches can be found in Part 3: Third Generation Turf (3G) Artificial Grass Pitches (AGPS).

In December 2015, the RFU announced plans to increase the supply of available World Rugby certified pitches across the country as part of its investment strategy. This is to be made up of 60 pitches on rugby club sites, with a further 40 pitches on other community based sites with usage agreements securing capacity for use by local rugby clubs and groups. The RFU believes increased investment into 3G pitches will allow it to sustain and grow participation in the game given increasing pressure on grass pitches, changing player expectations, competition from other sports investing in artificial pitches and changing weather conditions.

However, as mentioned in Part 3: Third Generation Turf (3G) Artificial Grass Pitches (AGPS), the RFU's investment into 3G pitches is currently on hiatus whilst projects are being assessed.

#### ***Walking rugby***

Walking rugby is a slower game of touch rugby that is accessible for disability groups and older participants, generally aged 55 years and above. The game is less physical than traditional rugby, but the general aim remains the same, with passing and scoring laws applying; and tackling involves a two-handed touch to the waist or below. Sessions for over 55's are an opportunity for participants to become physically active and for others to re-engage with rugby at a less strenuous pace.

At present there are no formal walking rugby sessions taking place in the Study Area with the nearest session at Telford Hornets RFC in the neighbouring authority of Telford & Wrekin.

#### ***Exported demand***

Displaced or exported demand refers to Shropshire based teams that are currently accessing pitches outside of the local authority for their home fixtures, normally because their pitch requirements cannot be met, which is usually because of pitch supply, in some cases quality issues or stipulated league requirements for access to certain facilities. There is no known exported demand outside of the Authority.

#### ***Imported demand***

Imported demand refers to any demand from neighbouring local authorities that accesses facilities within the Shropshire study area due to a lack of available facilities in other local authorities where such team or club is based. There is no known imported demand into the Authority.

#### ***Future demand***

Future demand can be defined in two ways, through participation increases and using population forecasts.

## SHROPSHIRE COUNCIL PLAYING PITCH & OUTDOOR SPORTS STRATEGY

### *Participation increases*

Overall, seven clubs in Shropshire report future aspirations to create a total of 18 teams which equates to 8.25 match equivalent sessions on senior pitches.

*Table 5.11: Summary of club aspirational future demand*

Analysis area	Place plan	Club	Future team aspirations	Future aspirations in match equivalent sessions (MES) on a senior pitch <sup>45</sup>
Central	Shrewsbury	Shrewsbury RFC	1 x senior women	0.5
North East	Market Drayton	Market Drayton RFC	1 x Senior men	0.5
North East	Whitchurch	Whitchurch RFC	1 x senior women	0.5
North West	Oswestry	Oswestry RFC	1 x senior men	0.5
			1 x senior women	0.5
			1 x junior boys colts	0.5
South	Ludlow	Clee Hill RFC	3 x mini	0.75
			2 x junior girls	1
			2 x junior boys	1
			1 x junior boys colts	0.5
			1 x junior girls colts	0.5
South	Ludlow	Ludlow RFC	1 x junior boys colts	0.5
South East	Bridgnorth	Bridgnorth RFC	2 x junior girls	1
<b>Total</b>				<b>8.25</b>

Clee Hill RFC is the most ambitious of the seven clubs with aspirations to increase by six junior and three mini teams. This is part of its eight year plan on growing from the younger age groups whilst retaining current levels of demand. It plans to accomplish this through advertising, social media and coaching sessions in local schools.

Of the seven clubs that have ambitions to increase participation, five (71%) specifically state aspirations to directly expand their women and girls' offering by at least one team.

### *Population increases*

Team generation rates are used below as the basis for calculating the number of teams likely to be generated in the future based on population growth (2038).

<sup>45</sup> Anticipated future junior demand is represented as 0.5 MES on a senior pitch whereas anticipated mini future demand is represented as 0.25 MES on a senior pitch.

## SHROPSHIRE COUNCIL PLAYING PITCH & OUTDOOR SPORTS STRATEGY

Table 5.12: Team generation rates (2038)

Age group	Current population within age group	Current no. of teams	Team Generation Rate	Future population within age group (2038)	Predicted future number of teams	Additional teams that may be generated from the increased population
Senior Men's (19-45)	46,863	26	1:1,802	44,724	24.8	0
Senior Women's (19-45)	43,991	3	1:14,664	41,310	2.8	0
Junior Boys (13-18)	10,600	23	1:461	10,947	23.8	0
Junior Girls (13-18)	10,518	3	1:3,506	10,247	2.9	0
Mini rugby mixed (7-12)	20,502	38	1:540	18,981	35.2	0

Please note that due to declining population in Shropshire, team generation rates automatically predict that none will be created in the future as it takes current participation as a baseline.

It is important to acknowledge that whilst team generation rates project team growth as a factor of population and existing teams, there are plans and strategies to increase the number of teams at some formats beyond what current trends suggest, due to a desire to change such trends. For example, consultation with the RFU suggests that the development of female rugby in Shropshire is likely as it is currently a focus area for the NGB. This will be quantified through future demand in the supply and demand analysis of one women's team and one girls' team.

Future demand for women's and girls' is encapsulated by participation increases reported by Shrewsbury RFC, Whitchurch RFC, Oswestry RFC, Clee Hill RFC and Bridgnorth RFC, as detailed in Table 5.10.

### ***Latent demand***

Latent demand refers to potential demand; individuals who would like to participate within the sport but do not do so. This can be for a variety of reasons including a lack pitches or appropriate facilities.

Bridgnorth RFC suggests it would be able to increase membership, especially women's and girls', if it manages to establish a clubhouse at the Edgar Davis Ground, albeit it does not quantify this with a specific number of teams.

### ***The peak period***

In order to fully establish actual spare capacity, the peak period needs to be established for all types of rugby. For senior teams, it is Saturday PM as all senior men's teams play at this time. Peak time for mini and junior rugby is Sunday AM.

## **5.4: Capacity analysis**

The capacity for pitches to regularly accommodate competitive play, training and other activity over a season is most often determined by quality. As a minimum, the quality and therefore the capacity of a pitch affects the playing experience and people's enjoyment of playing rugby. In extreme circumstances, it can result in the inability of a pitch to cater for all or certain types of play during peak and off-peak times.

## SHROPSHIRE COUNCIL PLAYING PITCH & OUTDOOR SPORTS STRATEGY

To enable an accurate supply and demand assessment of rugby pitches, the following assumptions are applied to site by site analysis:

- ✦ All sites that are used for competitive rugby matches (regardless of whether this is secured community use) are included on the supply side.
- ✦ Use of school pitches by schools reduces potential capacity by one match equivalent session.
- ✦ All competitive play is on senior sized pitches (except for where mini pitches are provided).
- ✦ From U13 upwards, teams play 15 v15 and use a full pitch.
- ✦ Mini teams (U6-U12) play on half of a senior pitch i.e. two teams per senior pitch or a dedicated mini pitch.
- ✦ For senior and youth teams the current level of play per week is set at 0.5 for each match played based on all teams operating on a traditional home and away basis (assumes half of matches will be played away).
- ✦ For mini teams playing on a senior pitch, play per week is set at 0.25 for each match played based on all teams operating on a traditional home and away basis and playing across half of one senior pitch.
- ✦ Senior men's rugby generally takes place on Saturday afternoons.
- ✦ Senior women's rugby generally takes place on Sunday afternoons.
- ✦ Junior rugby generally takes place on Sunday mornings.
- ✦ Mini rugby generally takes place on Sunday mornings.
- ✦ Training that takes place on club pitches is reflected by the addition of match equivalent sessions to current usage levels.

As a guide, the RFU has set a standard number of matches that each pitch should be able to accommodate, set out below.

*Table 5.13: Pitch capacity (matches per week) based on quality assessments*

		Maintenance		
		Poor (M0)	Adequate (M1)	Good (M2)
Drainage	Natural Inadequate (D0)	0.5	1.5	2
	Natural Adequate or Pipe Drained (D1)	1.5	2	3
	Pipe Drained (D2)	1.75	2.5	3.25
	Pipe and Slit Drained (D3)	2	3	3.5

Capacity is based upon a basic assessment of the drainage system and maintenance programme ascertained through a combination of the quality assessment and consultation. This guide, however, is only a very general measure of potential pitch capacity. It does not account for specific circumstances at time of use and it assumes average rainfall and an appropriate end of season rest and renovation programme.

### **Education sites**

To account for curricular/extra-curricular use of education pitches it is likely that the carrying capacity at such sites will need to be adjusted. The only time this would not happen is when a school does not use its pitches at all and the sole use is community use. The adjustment is typically dependent on the amount of play carried out.

In some cases, where there is no identified community use, there is little capacity to accommodate further play. Internal usage often exceeds recommended pitch capacity, which is further exacerbated by basic maintenance regimes that may not extend beyond grass cutting and line marking.

Table 5.13 shows community usage of available pitches. Where not overplayed as a result of community use, school sites are considered to have no spare capacity through unsecure tenure, unless it is known a community use agreement is in situ.

For school sites which are available for community use but that currently do not have any external hirers. one match equivalent session per week, per pitch has been accredited to indicate use for curricular and extracurricular activity as opposed to them being completely unused.

# SHROPSHIRE COUNCIL PLAYING PITCH & OUTDOOR SPORTS STRATEGY

Table 5.14: Capacity table for rugby pitches in Shropshire

Analysis area	Place plan	Site ID	Site name	Community use?	Number of pitches	Pitch type	Floodlit?	Non-technical assessment score	Quality rating	Pitch Capacity (sessions per week)	Competitive demand (per week) <sup>46</sup>	Training sessions (per week) <sup>47</sup>	Capacity rating	Comments
Central	Pontesbury & Minsterley	174	Mary Webb School and Science College	No	1	Senior	No	M0 / D1	Poor	1.5	1	-	0.5	One poor quality senior pitch that has potential spare capacity.
Central	Shrewsbury	27	Belvidere School	No	1	Senior	No	M0 / D1	Poor	1.5	1	-	0.5	One poor quality senior pitch that has potential spare capacity.
Central	Shrewsbury	91	Corbet School	No	1	Senior	No	M0 / D1	Poor	1.5	1	-	0.5	One poor quality senior pitch that has potential spare capacity.
Central	Shrewsbury	91	Corbet School	No	1	Junior	No	M0 / D1	Poor	1.5	1	-	0.5	One poor quality junior pitch that has potential spare capacity.
Central	Shrewsbury	158	London Road Sports Centre	Yes-unused	1	Senior	No	M0 / D1	Poor	1.5	1	-	0.5	One poor quality senior pitch that has potential spare capacity.
Central	Shrewsbury	222	Prestfelde Preparatory School	Yes-unused	2	Junior	No	M1 / D1	Standard	4	2	-	2	Two standard quality junior pitches that have potential spare capacity.
Central	Shrewsbury	222	Prestfelde Preparatory School	Yes-unused	4	Mini	No	M1 / D1	Standard	8	4	-	4	Four standard quality mini pitches that have potential spare capacity.
Central	Shrewsbury	233	Roman Road Sports Centre (Meole Brace School)	Yes-unused	1	Senior	No	M0 / D1	Poor	1.5	1	-	0.5	One poor quality senior pitch that has potential spare capacity.
Central	Shrewsbury	250	Shrewsbury High Prep School	No	2	Mini	No	M1 / D1	Standard	4	2	-	2	Two standard quality mini pitches that have potential spare capacity.
Central	Shrewsbury	252	Shrewsbury Rugby Club	Yes	3	Mini	No	M2 / D1	Good	9	3	-	6	Three good quality pitches that have potential spare capacity
Central	Shrewsbury	252	Shrewsbury Rugby Club	Yes	1	Senior	No	M2 / D1	Good	3	1	-	2	One good quality senior pitch that has potential spare capacity
Central	Shrewsbury	252	Shrewsbury Rugby Club	Yes	1	Senior	Yes	M2 / D2	Good	3.25	1	-	2.25	One good quality senior pitch that has potential spare capacity
Central	Shrewsbury	252	Shrewsbury Rugby Club	Yes	1	Senior	Yes	M2 / D2	Good	3.25	3.5	3	3.75	One good quality senior pitch that is overplayed by 3.75 match equivalent sessions.
Central	Shrewsbury	252	Shrewsbury Rugby Club	Yes	1	Senior	Yes	M2 / D1	Good	3	3.5	3	3.5	One good quality senior pitch that is overplayed by 3.5 match equivalent sessions.
Central	Shrewsbury	253	Shrewsbury School	No	1	Senior	No	M2 / D2	Good	3.25	1	-	2.25	One good quality senior pitch that has potential spare capacity.
Central	Shrewsbury	295	The Priory School	Yes-unused	1	Senior	No	M0 / D1	Poor	1.5	1	-	0.5	One poor quality senior pitch that has potential spare capacity.
North East	Market Drayton	78	Clive Barracks	No	1	Senior	No	M1/D1	Standard	2	-	-	2	One standard quality senior pitch that has potential spare capacity.
North East	Market Drayton	123	Greenfields Sports Ground	Yes	1	Senior	Yes	M0 / D1	Poor	1.5	1.5	-		One poor quality senior pitch that is played to capacity
North East	Market Drayton	123	Greenfields Sports Ground	Yes	1	Junior	Yes	M0 / D1	Poor	1.5	-	3	2.5 <sup>48</sup>	One poor quality junior pitch that is overplayed by 2.5 match equivalent sessions.
North East	Market Drayton	287	The Grove School	Yes-unused	2	Senior	No	M0 / D1	Poor	3	2	-	1	Two poor quality senior pitches that have potential spare capacity
North East	Wem	230	RAF Shawbury <sup>49</sup>	No	1	Senior	No	-	-	-	-	-		One senior pitch that is not available for community use. Quality rating could not be obtained through consultation.
North East	Wem	301	Thomas Adams Sports Centre / The Thomas Adams School	Yes-unused	1	Senior	No	M0 / D1	Poor	1.5	1	-	1	One poor quality senior pitch that has potential spare capacity.

<sup>46</sup> Match equivalent sessions

<sup>47</sup> Match equivalent sessions

<sup>48</sup> An additional one match equivalent session has been added as the pitch is also used for football training throughout the week.

<sup>49</sup> Quality of this pitch was not obtained despite consultation attempts from KKP

# SHROPSHIRE COUNCIL PLAYING PITCH & OUTDOOR SPORTS STRATEGY

Analysis area	Place plan	Site ID	Site name	Community use?	Number of pitches	Pitch type	Floodlit?	Non-technical assessment score	Quality rating	Pitch Capacity (sessions per week)	Competitive demand (per week) <sup>46</sup>	Training sessions (per week) <sup>47</sup>	Capacity rating	Comments
North East	Whitchurch	320	Whitchurch Rugby Football Club	Yes	2	Mini	Yes	M2 / D1	Good	6	3	3		Two good quality mini pitches that are played to capacity.
North East	Whitchurch	320	Whitchurch Rugby Football Club	Yes	1	Senior	Yes	M2 / D1	Good	3	-	3		One good quality senior pitch that is played to capacity through training demand.
North East	Whitchurch	320	Whitchurch Rugby Football Club	Yes	1	Senior	No	M2 / D1	Good	3	1.5	-	1.5	One good quality senior pitch that has potential spare capacity.
North East	Whitchurch	320	Whitchurch Rugby Football Club	Yes	1	Senior	No	M2 / D1	Good	3	1.5	-	1.5	One good quality senior pitch that has potential spare capacity.
North East	Whitchurch	320	Whitchurch Rugby Football Club	Yes	1	Senior	No	M2 / D1	Good	3	1	-	2	One good quality senior pitch that has potential spare capacity.
North East	Whitchurch	321	Whitchurch Sports & Leisure Centre / Sir John Talbot School	Yes-unused	2	Senior	No	M0 / D0	Poor	1	2	-	1	Two poor quality mini pitches that have potential spare capacity.
North West	Ellesmere	111	Ellesmere College <sup>50</sup>	Yes-unused	5	Senior	No	-	-	-	-	-		Five senior pitches. Quality rating could not be obtained through consultation.
North West	Oswestry	169	Marches School	Yes-unused	2	Senior	No	M0 / D1	Poor	3	2	-	1	Two poor quality senior pitches that have potential spare capacity.
North West	Oswestry	210	Oswestry Rugby Club	Yes	1	Mini	Yes	M1 / D1	Standard	2	1	-	1	One standard quality mini pitch that has potential spare capacity.
North West	Oswestry	210	Oswestry Rugby Club	Yes	1	Senior	No	M1 / D1	Standard	2	1.5	-	0.5	One standard quality senior pitch that has potential spare capacity.
North West	Oswestry	210	Oswestry Rugby Club	Yes	1	Senior	Yes	M1 / D1	Standard	2	2	4.5	4.5	One standard quality senior pitch that is overplayed by 4.5 match equivalent sessions.
North West	Oswestry	211	Oswestry School	Yes-unused	1	Senior	No	M1 / D1	Standard	2	1	-	1	One standard quality senior pitch that has potential spare capacity.
North West	Oswestry	211	Oswestry School	Yes-unused	1	Junior	No	M1 / D1	Standard	2	1	-	1	One standard quality junior pitch that has potential spare capacity.
North West	Oswestry	215	Packwood Haugh School	No	4	Mini	No	M2 / D1	Good	12	4	-	9	Four good quality mini pitches that have potential spare capacity.
North West	Oswestry	322	Whittington Cricket & Bowling Club	Yes	3	Mini	No	M0 / D1	Poor	4.5	1.5	-	3	Three poor quality mini pitches that have potential spare capacity.
North West	Oswestry	371	The Showground	Yes	2	Mini	No	M0 / D1	Poor	3	1	-	2	two poor quality mini pitches that have potential spare capacity.
South	Cleobury Mortimer	150	Lacon Childe School	Yes	2	Senior	No	M0 / D1	Poor	3	2	-	1	Two poor quality senior pitches that have potential spare capacity.
South	Ludlow	76	Clee Hill Rugby Club (Tenbury Road)	Yes	1	Senior	No	M0 / D1	Poor	1.5	1.5	-		One poor quality senior pitch that is played to capacity.
South	Ludlow	76	Clee Hill Rugby Club (Tenbury Road)	Yes	1	Senior	Yes	M0 / D1	Poor	1.5	1.25	1.5	1.25	One poor quality senior pitch that is overplayed by 1.25 match equivalent sessions.
South	Ludlow	164	Ludlow Church of England School	No	2	Senior	No	M0 / D1	Poor	3	2	-	1	Two poor quality senior pitches that have potential spare capacity.
South	Ludlow	168	Ludlow Rugby Football Club	Yes	1	Senior	No	M1 / D1	Standard	2	1.5	-	0.5	One standard quality senior pitch that has potential spare capacity.
South	Ludlow	168	Ludlow Rugby Football Club	Yes	1	Senior	No	M1 / D0	Poor	1.5	1	0.5		One poor quality senior pitch that is played to capacity.
South	Ludlow	186	Moor Park School	Yes-unused	3	Mini	No	M1 / D1	Standard	6	3	-	3	Three standard quality mini pitches that have potential spare capacity.
South East	Albrighton	229	RAF Cosford School of Physical Training	No	2	Senior	No	M0 / D1	Poor	3	3	-		Two poor quality senior pitches that are played to capacity through MOD usage.
South East	Bridgnorth	109	Edgar Davies Ground (Bridgnorth RFC)	Yes	1	Senior	No	M2 / D1	Good	3	1	-	2	One good quality senior pitch that has potential spare capacity.

<sup>50</sup> Quality of these pitches was not obtained despite consultation attempts from KKP

# SHROPSHIRE COUNCIL PLAYING PITCH & OUTDOOR SPORTS STRATEGY

Analysis area	Place plan	Site ID	Site name	Community use?	Number of pitches	Pitch type	Floodlit?	Non-technical assessment score	Quality rating	Pitch Capacity (sessions per week)	Competitive demand (per week) <sup>46</sup>	Training sessions (per week) <sup>47</sup>	Capacity rating	Comments
South East	Bridgnorth	116	Friars Playing Fields (Unattached Playing Fields)	Yes-unused	1	Senior	No	M0 / D0	Poor	0.5	0.5	-		One poor quality senior that is played to capacity.
South East	Bridgnorth	206	Oldbury Wells School	Yes-unused	1	Senior	No	M0 / D0	Poor	0.5	0.5	-		One poor quality senior that is played to capacity.
South East	Bridgnorth	239	Severn Park	Yes	2	Senior	Yes	M2 / D1	Good	6	2	6	2	Two good quality senior pitches that are overplayed by two match equivalent sessions.
South East	Bridgnorth	358	Swancote Energy Park	Yes	6	Mini	No	M2 / D1	Good	18	3	-	15	Six good quality mini pitches that have potential spare capacity.
South East	Bridgnorth	358	Swancote Energy Park	Yes	1	Junior	No	M2 / D1	Good	3	0.5	-	2.5	One good quality junior pitch that has potential spare capacity.
South East	Bridgnorth	358	Swancote Energy Park	Yes	2	Senior	No	M2 / D1	Good	6	1.5	-	4.5	Two good quality senior pitches that have potential spare capacity.
South East	Shifnal	140	Idsall Sports Centre	Yes	1	Senior	No	M0 / D1	Poor	1.5	0.25	-	1.25	One poor quality senior pitch that has potential spare capacity.
South East	Shifnal	153	Lilleshall National Sports & Conferencing Centre	Yes-unused	1	Senior	No	M2 / D1	Good	3	3	-		One good quality senior that is played to capacity through elite usage.
South West	Bishop's Castle	24	Bedstone College <sup>51</sup>	No	1	Mini	No	-	-	-	-	-		One mini pitch. Quality rating could not be obtained through consultation.
South West	Bishop's Castle	24	Bedstone College	No	2	Senior	No	-	-	-	-	-		Two senior pitches. Quality rating could not be obtained through consultation.
South West	Bishop's Castle	32	Bishop Castle & Onny Valley Rugby Club	Yes	1	Senior	Yes	M0 / D1	Poor	1.5	1	1	0.5	One poor quality senior pitch that is overplayed by 0.5 match equivalent sessions.
South West	Bishop's Castle	86	Community College Bishops Castle	Yes-unused	1	Senior	No	M0 / D1	Poor	1.5	1	-	0.5	One poor quality senior pitch that has potential spare capacity.
South West	Church Stretton	71	Church Stretton School	Yes	1	Senior	No	M0 / D1	Poor	1.5	0.5		1	One poor quality senior pitch that has potential spare capacity.
South West	Church Stretton	71	Church Stretton School	Yes	1	Senior	No	M0 / D0	Poor	0.5	0.5			One poor quality senior pitch that is played to capacity.

## Spare capacity

The next step is to ascertain whether or not any identified 'potential capacity' can be deemed 'actual capacity'. There may be situations where, although a site is highlighted as potentially able to accommodate some additional play, this should not be recorded as spare capacity against the site. For example, a site may be managed to regularly operate slightly below full capacity to ensure that it can cater for a number of regular friendly matches and activities that take place but are difficult to quantify on a weekly basis.

Table 5.15: Summary of actual spare capacity

Analysis area	Place plan	Site ID	Site name	Community use?	Number of pitches	Pitch type	Floodlit?	Non-technical assessment score	Quality rating	Capacity rating	Actual spare capacity	Comments
Central	Pontesbury & Minsterley	174	Mary Webb School and Science College	No	1	Senior	No	M0 / D1	Poor	0.5	-	No actual spare capacity as pitch is not available for community use.
Central	Shrewsbury	27	Belvidere School	No	1	Senior	No	M0 / D1	Poor	0.5	-	No actual spare capacity as pitch is not available for community use.
Central	Shrewsbury	91	Corbet School	No	1	Senior	No	M0 / D1	Poor	0.5	-	No actual spare capacity as pitch is not available for community use.
Central	Shrewsbury	91	Corbet School	No	1	Junior	No	M0 / D1	Poor	0.5	-	No actual spare capacity as pitch is not available for community use.
Central	Shrewsbury	158	London Road Sports Centre	Yes-unused	1	Senior	No	M0 / D1	Poor	0.5	-	Actual spare capacity discounted due to poor pitch quality.
Central	Shrewsbury	222	Prestfelde Preparatory School	Yes-unused	2	Junior	No	M1 / D1	Standard	2	-	Actual spare capacity discounted due to unsecure tenure.
Central	Shrewsbury	222	Prestfelde Preparatory School	Yes-unused	4	Mini	No	M1 / D1	Standard	4	-	Actual spare capacity discounted due to unsecure tenure.
Central	Shrewsbury	233	Roman Road Sports Centre (Meole Brace School)	Yes-unused	1	Senior	No	M0 / D1	Poor	0.5	-	Actual spare capacity discounted due to poor pitch quality.

<sup>51</sup> Quality of these pitches was not obtained despite consultation attempts from KKP

# SHROPSHIRE COUNCIL PLAYING PITCH & OUTDOOR SPORTS STRATEGY

Analysis area	Place plan	Site ID	Site name	Community use?	Number of pitches	Pitch type	Floodlit?	Non-technical assessment score	Quality rating	Capacity rating	Actual spare capacity	Comments
Central	Shrewsbury	250	Shrewsbury High Prep School	No	2	Mini	No	M1 / D1	Standard	2	-	No actual spare capacity as pitches are not available for community use.
Central	Shrewsbury	252	Shrewsbury Rugby Club	Yes	3	Mini	No	M2 / D1	Good	6	-	No actual spare capacity at peak time.
Central	Shrewsbury	252	Shrewsbury Rugby Club	Yes	1	Senior	No	M2 / D1	Good	2	1	Actual spare capacity of one match equivalent session.
Central	Shrewsbury	252	Shrewsbury Rugby Club	Yes	1	Senior	Yes	M2 / D2	Good	2.25	1	Actual spare capacity of one match equivalent session.
Central	Shrewsbury	253	Shrewsbury School	No	1	Senior	No	M2 / D2	Good	2.25	-	No actual spare capacity as pitch is not available for community use.
Central	Shrewsbury	295	The Priory School	Yes-unused	1	Senior	No	M0 / D1	Poor	0.5	-	Actual spare capacity discounted due to poor pitch quality and unsecure tenure.
North East	Market Drayton	78	Clive Barracks	No	1	Senior	No	M1/D1	Standard	2	-	No actual spare capacity as pitch is available for community use.
North East	Market Drayton	287	The Grove School	Yes-unused	2	Senior	No	M0 / D1	Poor	1	-	Actual spare capacity discounted due to poor pitch quality and unsecure tenure.
North East	Wem	301	Thomas Adams Sports Centre / The Thomas Adams School	Yes-unused	1	Senior	No	M0 / D1	Poor	1	-	Actual spare capacity discounted due to poor pitch quality.
North East	Whitchurch	320	Whitchurch Rugby Football Club	Yes	1	Senior	No	M2 / D1	Good	1.5	0.5	Actual spare capacity of 0.5 match equivalent sessions.
North East	Whitchurch	320	Whitchurch Rugby Football Club	Yes	1	Senior	No	M2 / D1	Good	1.5	1	Actual spare capacity of one match equivalent sessions.
North East	Whitchurch	320	Whitchurch Rugby Football Club	Yes	1	Senior	No	M2 / D1	Good	2	1	Actual spare capacity of one match equivalent sessions.
North East	Whitchurch	321	Whitchurch Sports & Leisure Centre / Sir John Talbot School	Yes-unused	2	Senior	No	M0 / D0	Poor	1	-	Actual spare capacity discounted due to poor pitch quality.
North West	Oswestry	169	Marches School	Yes-unused	2	Senior	No	M0 / D1	Poor	1	-	Actual spare capacity discounted due to poor pitch quality.
North West	Oswestry	210	Oswestry Rugby Club	Yes	1	Mini	Yes	M1 / D1	Standard	1	-	No actual spare capacity at peak time.
North West	Oswestry	210	Oswestry Rugby Club	Yes	1	Senior	No	M1 / D1	Standard	0.5	-	Marginal spare capacity discounted to ensure pitch quality.
North West	Oswestry	211	Oswestry School	Yes-unused	1	Senior	No	M1 / D1	Standard	1	-	Actual spare capacity discounted due to unsecure tenure.
North West	Oswestry	211	Oswestry School	Yes-unused	1	Junior	No	M1 / D1	Standard	1	-	Actual spare capacity discounted due to unsecure tenure.
North West	Oswestry	215	Packwood Haugh School	No	4	Mini	No	M2 / D1	Good	9	-	No actual spare capacity as pitches are not available for community use.
North West	Oswestry	322	Whittington Cricket & Bowling Club	Yes	3	Mini	No	M0 / D1	Poor	3	-	Actual spare capacity discounted due to poor pitch quality.
North West	Oswestry	371	The Showground	Yes	2	Mini	No	M0 / D1	Poor	2	-	Actual spare capacity discounted due to poor pitch quality.
South	Cleobury Mortimer	150	Lacon Childe School	Yes	2	Senior	No	M0 / D1	Poor	1	-	Actual spare capacity discounted due to poor pitch quality and unsecure tenure.
South	Ludlow	164	Ludlow Church of England School	No	2	Senior	No	M0 / D1	Poor	1	-	No actual spare capacity as pitches are not available for community use.
South	Ludlow	168	Ludlow Rugby Football Club	Yes	1	Senior	No	M1 / D1	Standard	0.5	-	Marginal spare capacity discounted to ensure pitch quality.
South	Ludlow	186	Moor Park School	Yes-unused	3	Mini	No	M1 / D1	Standard	3	-	Actual spare capacity discounted due to unsecure tenure.
South East	Bridgnorth	109	Edgar Davies Ground (Bridgnorth RFC)	Yes	1	Senior	No	M2 / D1	Good	2	-	No actual spare capacity at peak time.
South East	Bridgnorth	358	Swancote Energy Park	Yes	6	Mini	No	M2 / D1	Good	15	-	Actual spare capacity discounted due to unsecure tenure.
South East	Bridgnorth	358	Swancote Energy Park	Yes	1	Junior	No	M2 / D1	Good	2.5	-	Actual spare capacity discounted due to unsecure tenure.
South East	Bridgnorth	358	Swancote Energy Park	Yes	2	Senior	No	M2 / D1	Good	4.5	-	Actual spare capacity discounted due to unsecure tenure.
South East	Shifnal	140	Idsall Sports Centre	Yes	1	Senior	No	M0 / D1	Poor	1.25	-	Actual spare capacity discounted due to poor pitch quality.
South West	Bishop's Castle	86	Community College Bishops Castle	Yes-unused	1	Senior	No	M0 / D1	Poor	0.5	-	Actual spare capacity discounted due to poor pitch quality and unsecure tenure.
South West	Church Stretton	71	Church Stretton School	Yes	1	Senior	No	M0 / D1	Poor	1	-	Actual spare capacity discounted due to poor pitch quality and unsecure tenure.

## SHROPSHIRE COUNCIL PLAYING PITCH & OUTDOOR SPORTS STRATEGY

There are 66 pitches across 30 sites that have potential spare capacity in Shropshire, however, when analysed in greater detail only five pitches across two sites have actual spare capacity. This is due to sites either not having secure tenure, not being community available or having poor quality pitches.

In total there are two match equivalent sessions of actual spare capacity on senior pitches at Shrewsbury Rugby Club (Central Analysis Area) and 2.5 match equivalent sessions of actual spare capacity on senior pitches at Whitchurch Rugby Club (North East Analysis Area).

The programming of mini/junior rugby matches can be unclear with regards to ascertaining spare capacity, especially at peak time as it varies from week to week. Junior rugby sections tend to play regular matches as part of a league format, whereas, minis play organised friendly fixtures. Clubs organise a number of their mini age groups to play those from another club at once either at home or away. Teams will generally hold training sessions instead on the weeks that mini / junior sections do not have a fixture event arranged. This means that mini / junior sections require use of all home pitches for two or three mornings a month but may play an away fixture one week meaning none of the pitches are used that particular morning.

Mini/junior pitches are consequently considered to have no actual spare capacity as they are used most weeks, but it is acknowledged there are some when the pitches are not in use.

### Overplay

There are eight pitches across six sites in Shropshire which are overplayed by a total of 18 match equivalent sessions per week.

*Table 5.16: Summary of supply and demand balance on senior rugby union pitches*

Analysis area	Place plan	Site ID	Site name	Pitch type	Number of pitches	Overplay (match equivalent sessions per week)
Central	Shrewsbury	252	Shrewsbury Rugby Club	Senior	1	3.75
Central	Shrewsbury	252	Shrewsbury Rugby Club	Senior	1	3.5
North East	Market Drayton	123	Greenfields Sports Ground	Junior	1	2.5
North West	Oswestry	210	Oswestry Rugby Club	Senior	1	4.5
South	Ludlow	76	Clee Hill Rugby Club (Tenbury Road)	Senior	1	1.25
South East	Bridgnorth	239	Severn Park	Senior	2	2
South West	Bishop's Castle	32	Bishop Castle & Onny Valley Rugby Club	Senior	1	0.5
<b>Total</b>					<b>8</b>	<b>18</b>

Most of the overplay is in the Central Analysis Area at Shrewsbury Rugby Club, totalling 7.25 match equivalent sessions per week. In comparison, the least amount of overplay is in the South West Analysis Area with a total of 0.5 match equivalent sessions at Bishop Castle & Onny Valley Rugby Club. It should be noted that there is some level of overplay in each of the six analysis areas.

# SHROPSHIRE COUNCIL

## PLAYING PITCH & OUTDOOR SPORTS STRATEGY

### 5.5: Supply and demand analysis

Having considered supply and demand, the table overleaf identifies the overall spare capacity in each of the analysis areas for senior rugby union pitches based on match equivalent sessions per week. Future demand is based solely on reported club development plans as there is no anticipated growth from population increases (TGRs).

*Table 5.17: Summary of supply and demand balance on senior rugby union pitches*

Analysis area	Actual spare capacity <sup>52</sup>	Demand (match equivalent sessions)			
		Overplay	Current total	Future demand <sup>53</sup>	Future total
Central	2	7.25	5.25	0.5	5.75
North East	2.5	2.5		1	1
North West	-	4.5	4.5	1.5	6
South	-	1.25	1.25	4.25	5.5
South East	-	2	2	1	3
South West	-	0.5	0.5	-	0.5
<b>Total</b>	<b>4.5</b>	<b>18</b>	<b>13.5</b>	<b>8.25</b>	<b>21.75</b>

Overall, there is a current shortfall of 13.5 match equivalent sessions per week on senior rugby union pitches to meet current demand. This is further exacerbated when considering future demand, resulting in a future shortfall of 21.75 match equivalent sessions.

Given the abovementioned shortfalls, priority should be placed first and foremost on alleviating overplay. Given that the majority of overplay is a result of training demand on grass pitches, it is considered that there is a potential need for additional floodlighting, pitch quality improvements and/or access to World Rugby compliant 3G pitches. These will be further explored within the Strategy document.

There is also a need to address security of tenure, future development plans outlined by clubs as well as the effects of flooding for Bridgnorth RFC and Ludlow RFC.

<sup>52</sup> In match equivalent sessions per week

<sup>53</sup> Anticipated future junior demand is represented as 0.5 MES on a senior pitch whereas anticipated mini future demand is represented as 0.25 MES on a senior pitch.

### Rugby union summary

- ◀ **Overall, there is a current shortfall of 13.5 match equivalent sessions per week on senior rugby union pitches to meet current demand.**
- ◀ **This is further exacerbated when considering future demand, resulting in a future shortfall of 21.75 match equivalent sessions.**
- ◀ Within Shropshire there are 58 senior pitches, six junior pitches and 31 mini pitches provided, with all but four pitches being available for community use. This in total amounts to 95 pitches. Of these 95 pitches, 75 (79%) are available for community use across 30 sites.
- ◀ A total of eight clubs (73%) have secure tenure at their home venue through either freehold or long term lease. The remaining three clubs (Market Drayton RFC, Shifnal Saxons RFC and Church Stretton RFC) are considered to have unsecure tenure.
- ◀ Bridgnorth RFC and Oswestry RFC both have ambitions to create individual home sites where all their respective demand can be accommodated.
- ◀ Market Drayton RFC reports Greenfields Sports Ground has been identified in the Neighbourhood Local Plan for potential housing development.
- ◀ Ludlow RFC aspires to create an additional senior pitch on an area of land known locally as Linney Park.
- ◀ Of the community available pitches in Shropshire, 26 are assessed as good quality, 15 as standard and 29 as poor.
- ◀ Pitches at Shrewsbury Rugby Club, Whitchurch Rugby Football Club, Edgar Davies Ground, Severn Park and Swancote Energy Park are all assessed as good quality due to the high levels of sustained maintenance carried out by the respective clubs.
- ◀ There are nine sites used by clubs in Shropshire which accommodate at least one poor quality pitch.
- ◀ It should be noted that since club consultation and non-technical assessments took place in January 2020 this has affected pitches at Edgar Davies Ground, Severn Park and Ludlow Rugby Football Club.
- ◀ Bridgnorth RFC and Oswestry RFC both have aspirations to improve the ancillary provision they access.
- ◀ There are 11 community rugby union clubs based in Shropshire providing a total of 93 teams. This is divided into six ad hoc senior Vets/Social teams, two senior women's, 21 senior men's, three junior girls', 23 junior boys' and 38 mini teams.
- ◀ Overall, seven clubs in Shropshire report future aspirations to create a total of 18 teams which equates to 8.25 match equivalent sessions on senior pitches.
- ◀ Of the seven clubs that have ambitions to increase participation, five (71%) specifically state aspirations to directly expand their women and girls' offering by at least one team.
- ◀ In total there are two match equivalent sessions of actual spare capacity on senior pitches at Shrewsbury Rugby Club (Central Analysis Area) and 2.5 match equivalent sessions of actual spare capacity on senior pitches at Whitchurch Rugby Club (North East Analysis Area).
- ◀ There are eight pitches across six sites in Shropshire which are overplayed by a total of 18 match equivalent sessions per week.

# SHROPSHIRE COUNCIL

## PLAYING PITCH & OUTDOOR SPORTS STRATEGY

### PART 6: HOCKEY

#### 6.1: Introduction

Hockey in England is governed by England Hockey (EH) and is administered locally by the Shropshire Hockey Association.

Competitive league hockey matches and training can only be played on sand filled, sand dressed or water based artificial grass pitches (AGPs). Although competitive, adult and junior club training cannot take place on third generation turf pitches (3G), 40mm pitches may be suitable at introductory level, such as school curriculum low level hockey. EH's Artificial Grass Playing Surface Policy details suitability of surface type for varying levels of hockey, as shown below.

*Table 6.1: England Hockey guidelines on artificial surface types suitable for hockey*

Category	Surface	Playing Level	Playing Level
England Hockey Category 1	Water surface approved within the FIH Global/National Parameters	<b>Essential</b> International Hockey - Training and matches	<b>Desirable</b> Domestic National Premier competition Higher levels of EH Player Pathway Performance Centres and upwards England
England Hockey Category 2	Sand dressed surfaces within the FIH National Parameter	<b>Essential</b> Domestic National Premier competition Higher levels of player pathway: Academy Centres and Upwards	<b>Desirable</b> All adult and junior League Hockey Intermediate or advanced School Hockey EH competitions for clubs and schools (excluding domestic national league)
England Hockey Category 3	Sand based surfaces within the FIH National Parameter	<b>Essential</b> All adult and junior club training and league Hockey EH competitions for clubs and schools Intermediate or advanced schools hockey	<b>Desirable</b>
England Hockey Category 4	All 3G surfaces	<b>Essential</b> None	<b>Desirable</b> Lower level hockey (Introductory level) when no category 1-3 surface is available.

For senior teams, a full sized pitch for competitive matches must measure at least 91.4 x 55 metres excluding surrounding run off areas which must be a minimum of two metres at the sides & three metres at the ends. England Hockey preference is for four metre side and five metre end run offs, with a preferred overall area of 101.4 x 63 metres though a minimum overall area of 97.4 x 59 metres is accepted.

## SHROPSHIRE COUNCIL

### PLAYING PITCH & OUTDOOR SPORTS STRATEGY

It is considered that a hockey pitch can accommodate a maximum of four matches on one day (peak time) provided that the pitch has floodlighting. Training is generally midweek and requires access to a pitch and floodlights.

#### **Consultation**

In addition to face-to-face consultation with key hockey clubs, an electronic survey was sent to all clubs playing within Shropshire. Through both face to face meetings, survey responses and telephone interviews, a total response rate of 87% was achieved. In addition, telephone consultation was also carried out with Shropshire Hockey.

*Table 6.2: Summary of consultation*

Club name	Analysis area	Responded?
Bridgnorth HC	South East	Yes
Ludlow HC	South	Yes
Market Drayton HC	North East	Yes
Oswestry HC	North West	No
Shrewsbury HC	Central	Yes
Wem & Market Drayton HC*	North East	Yes
Whitchurch HC (face to face)	North East	Yes

\*This is a newly formed club made up of ladies' teams which were part of Market Drayton HC.

#### **6.2: Supply**

There are 16 full size hockey suitable AGPs in Shropshire, of which, 13 are available for community use to some extent. Provision that is not available for community use is at the Shrewsbury School in the Central Analysis Area (two pitches) and RAF Cosford School of Physical Training in the South East Analysis Area.

There are three double pitch sites across Shropshire which are at Shrewsbury School, RAF Cosford School of Physical Training and Lilleshall National Sports & Conferencing Centre.

Most (38%) provision is located in the South East Analysis Area with a total of six pitches. This is then followed by the North West Analysis Area with five, the Central Analysis Area with three and finally the North East Analysis Area with two pitches.

There is no full size hockey suitable hockey provision in the South or South West analysis areas.

As seen in the table overleaf, the surface of the pitch at RAF Shawbury is a short pile 3G (40mm) carpet. As previously discussed, this surface type is only recommended by EH for only low level introductory hockey, however, the pitch is currently being used by Wem & Market Drayton HC for competitive matches. The Club has special compensation from the Shropshire Ladies League to play its fixtures on the pitch as there is no other provision within the North West Analysis Area where it can feasible do so as Whitchurch Sports & Leisure Centre is at capacity.

## SHROPSHIRE COUNCIL PLAYING PITCH & OUTDOOR SPORTS STRATEGY

Table 6.3: Full size hockey suitable pitches in Shropshire

Analysis area	Place plan	Site ID	Site name	Number of pitches	Club / community hockey usage	Surface type	Community use?	Floodlit?	Size (metres) <sup>54</sup>
Central	Shrewsbury	233	Roman Road Sports Centre (Meole Brace School)	1	Shrewsbury HC Shropshire Hockey	Sand dressed	Yes	Yes	98 x 68
Central	Shrewsbury	253	Shrewsbury School	2	Shropshire Hockey	Sand dressed	No	No	100 x 60
						Sand filled			100 x 60
North East	Wem	230	RAF Shawbury	1	Wem & Market Drayton HC	Short pile 3G (40mm)	Yes <sup>55</sup>	Yes	100 x 62
North East	Whitchurch	321	Whitchurch Sports & Leisure Centre (Sir John Talbot School)	1	Whitchurch HC Market Drayton HC	Sand filled	Yes	Yes	98 x 66
North West	Ellesmere	111	Ellesmere College	1	-	Sand filled	Yes <sup>2</sup>	Yes	100 x 62
North West	Ellesmere	151	Lakelands Academy	1	-	Sand filled	Yes	Yes	105 x 70
North West	Oswestry	169	Marches School	1	-	Sand dressed	Yes	Yes	100 x 60
North West	Oswestry	187	Moreton Hall School	1	-	Sand filled	Yes <sup>2</sup>	Yes	98 x 62
North West	Oswestry	211	Oswestry School	1	Oswestry HC	Sand dressed	Yes	Yes	100 x 64
South East	Albrighton	229	RAF Cosford School of Physical Training	2	-	Sand filled	Yes <sup>2</sup>	Yes	100 x 64
						Sand dressed	No	Yes	100 x 62
South East	Bridgnorth	41	Bridgnorth Endowed School/Leisure Centre	1	Bridgnorth HC	Sand dressed	Yes	Yes	98 x 62
South East	Much Wenlock	193	Much Wenlock Leisure Centre (William Brookes School)	1	Ludlow HC	Sand dressed	Yes	No	100 x 62
South East	Shifnal	153	Lilleshall National Sports & Conferencing Centre	2	Newport HC (Imported)	Water based	Yes <sup>2</sup>	Yes	112 x 76
									100 x 60

<sup>54</sup> Including run offs

<sup>55</sup> Provision is available for some community use however there are restrictions / accessibility issues.

## SHROPSHIRE COUNCIL PLAYING PITCH & OUTDOOR SPORTS STRATEGY

In addition, there are six smaller size hockey suitable AGPs in Shropshire. Of these, only two are identified as being available for community use, as shown below (Moor Park School and Dorrington Village Hall).

*Table 6.4: Smaller size hockey suitable pitches in Shropshire*

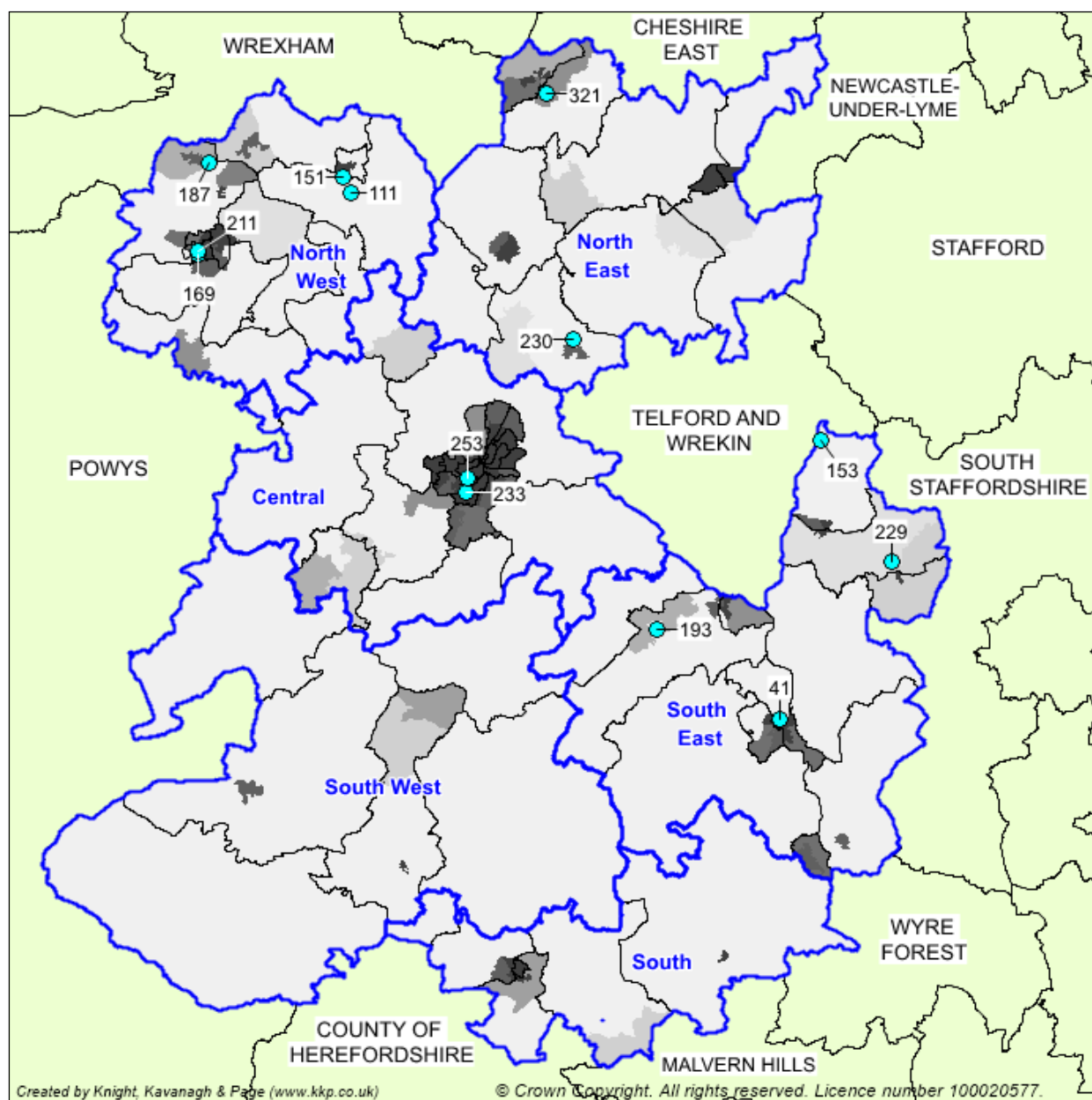
Analysis area	Place plan	Site ID	Site name	Number of pitches	Surface type	Community use?	Floodlit?	Size (metres)
Central	Shrewsbury	107	Dorrington Village Hall	1	Sand filled	Yes	No	30 x 20
North West	Oswestry	215	Packwood Haugh School	1	Sand filled	No	Yes	88 x 52
South	Ludlow	186	Moor Park School	1	Sand filled	Yes	Yes	55 x 46
South East	Albrighton	229	RAF Cosford School of Physical Training	1	Sand filled	No	Yes	54 x 32
South East	Albrighton	362	Birchfield School	1	Sand dressed	No	Yes	42 x 38
South West	Bishop's Castle	24	Bedstone College	1	Sand filled	No	Yes	38 x 18

Whilst not large enough to accommodate senior hockey matches, smaller AGPs can be used for training activity as well as for some junior matches (if large enough). Ludlow HC reports using the small size hockey suitable AGP at Moor Park School to accommodate its training demand as its main, full size pitch, Much Wenlock Leisure Centre, is not floodlit.

In addition to the outdoor small size hockey suitable AGPs, there is also a small size indoor hockey suitable pitch at Maurice Chandler Sports & Leisure Centre (North East Analysis Area). This is used on an ad hoc basis to accommodate training demand for Market Drayton HC when it can't access Whitchurch Sports & Leisure Centre or Keele University Sports Centre (Newcastle-under-Lyme).

## SHROPSHIRE COUNCIL PLAYING PITCH & OUTDOOR SPORTS STRATEGY

Figure 6.1: Location of full size hockey suitable AGPs within Shropshire



### Future supply

Market Drayton HC and Ludlow HC report ambitions to have full size hockey suitable pitches within their own locality.

Ludlow HC currently has an approximate 40 miles round trip on match days to access provision at Much Wenlock Leisure Centre (South East Analysis Area) from where it is based in Ludlow (South Analysis Area). The Club aspires to have suitable provision within Ludlow; however, it understands the financial cost of such as venture and its limited viability due its remote location.

Similarly, Market Drayton HC has an approximate round trip of 25 miles outside Shropshire to neighbouring authority Newcastle-under-Lyme to access match day provision at Keele University Sports Centre. The Club aspires to access a hockey suitable AGP within the surrounding area of Market Drayton. Anecdotal evidence suggests there is some dialogue to

## SHROPSHIRE COUNCIL

# PLAYING PITCH & OUTDOOR SPORTS STRATEGY

---

potentially provide a hockey suitable pitch as part of the relocation of Greenfields Sports Ground. If this were to occur a full feasibility of creating such provision would need to be undertaken to ensure its viability.

### ***Management and security of tenure***

The management of hockey suitable AGPs across Shropshire varies with no hockey clubs in the Authority considered to have secure tenure on their sites due to the issues outlined below.

The pitches at Shrewsbury School, Oswestry School, Ellesmere College and Moreton Hall, for example, are all located at independent schools with onsite provision managed internally. Each school offers the option for students to board, meaning pupils can be on site daily. This in turn can affect the community accessibility of the site, as each school needs to implement measures to safeguard students. In addition, each school is fee paying, meaning that sporting provision is prioritised for curricular and extracurricular demand. The Shrewsbury School reports these two factors result in its two pitches being unavailable for community use.

The remaining sites do offer community access; however, this can be infrequent due to the abovementioned issues. Therefore, tenure for community clubs on these sites, including Oswestry HC at Oswestry School, is considered unsecure.

In comparison, the pitches at Whitchurch Sports & Leisure Centre (Sir John Talbot School), Marches School, Bridgnorth Endowed School and Lakelands Academy are managed and operated through the respective academies. The former two schools are both part of the Marches Academy Trust. None of these sites offer community use agreements which protect community users' access for extended periods of time. Therefore, any community users are considered to have unsecure tenure. For hockey, this is Whitchurch HC at Whitchurch sports & Leisure Centre and Bridgnorth HC at Bridgnorth Endowed School.

Pitches at Roman Road Sports Centre and Much Wenlock Leisure Centre are operated through the Council with Shrewsbury HC being based at the former site and Ludlow HC at the latter site. Neither have long term tenure on their sites with both renting on an annual basis.

The two pitches at Lilleshall National Sports & Conferencing Centre are owned by a Trust. They both accommodate community demand from Newport HC (imported) and ad hoc fixtures from other Shropshire clubs when required due to fixture congestion or postponements. Community clubs using the pitches are considered to have unsecure tenure as community access can be removed at any given time when the pitches are required for elite usage by England Hockey national teams.

The remaining pitches are located at Ministry of Defence (MOD) sites with two pitches at RAF Cosford School of Physical Training and one at RAF Shawbury. The former site has one pitch available for community use and one not available as it is considered 'behind the wire' and only used by RAF personal. The pitch that is available, is not currently in use by any community hockey club but is used for community football training. In comparison, the pitch at RAF Shawbury is used by Wem & Market Drayton HC to accommodate competitive demand.

Neither of the community available pitches offer security of tenure. The RAF cannot offer long term tenure for any community users, as access to the site can be removed at any time based on national requirements. In addition, any current users must go through a rigorous vetting process before they are granted access.

### ***Quality***

Taking the above into account, the quality of hockey suitable artificial grass pitches across Shropshire have been assessed via a combination of site visits (using non-technical

## SHROPSHIRE COUNCIL

### PLAYING PITCH & OUTDOOR SPORTS STRATEGY

assessments as determined by EH<sup>56</sup>) and user consultation to reach and apply an agreed rating as follows:

- ◀ Good
- ◀ Standard
- ◀ Poor

The percentage parameters used for the non-technical assessments were as follows; Good (>80%), Standard (60-79%), Poor (<60%). The quality ratings assigned to the sites also consider the user quality ratings gathered from consultation.

In addition, depending on use, it is considered that the carpet of an artificial grass pitch usually lasts for approximately ten years and it is the age of the surface, combined with maintenance levels, which most commonly affects quality.

The following table indicates when each full size hockey suitable AGP was installed or last resurfaced, together with the quality ratings assigned.

*Table 6.5: Summary of full size hockey suitable AGP quality*

Analysis area	Place Plan area	Site ID	Site name	Number of pitches	Community use?	Year built (refurbished)	Quality
Central	Shrewsbury	233	Roman Road Sports Centre (Meole Brace School)	1	Yes	1995	Poor
Central	Shrewsbury	253	Shrewsbury School	2	No	2016	Good
						2007	Standard
North East	Wem	230	RAF Shawbury <sup>57</sup>	1	Yes	2015	Good
North East	Whitchurch	321	Whitchurch Sports & Leisure Centre (Sir John Talbot School)	1	Yes	1998	Poor
North West	Ellesmere	111	Ellesmere College	1	Yes	2012	Good
North West	Ellesmere	151	Lakelands Academy	1	Yes	2019	Good
North West	Oswestry	169	Marches School	1	Yes	2005	Poor
North West	Oswestry	187	Moreton Hall School	1	Yes	2004	Standard
North West	Oswestry	211	Oswestry School	1	Yes	2013	Good
South East	Albrighton	229	RAF Cosford School of Physical Training	2	Yes	2019	Good
					No	2000	Standard

<sup>56</sup> See Appendix 3 for the non-technical assessment for artificial grass pitches

<sup>57</sup> Note this is a short pile 3G surface.

## SHROPSHIRE COUNCIL

### PLAYING PITCH & OUTDOOR SPORTS STRATEGY

Analysis area	Place Plan area	Site ID	Site name	Number of pitches	Community use?	Year built (refurbished)	Quality
South East	Bridgnorth	41	Bridgnorth Endowed School/Leisure Centre	1	Yes	2008	Poor
South East	Much Wenlock	193	Much Wenlock Leisure Centre (William Brookes School)	1	Yes	2010	Standard
South East	Shifnal	153	Lilleshall National Sports & Conferencing Centre	2	Yes	2009	Good
						2009	Good

There are four full size AGPs that are assessed as poor quality in Shropshire: Roman Road Sports Centre, Whitchurch Sports & Leisure Centre, Bridgnorth Endowed School and Marches School.

All four pitches are beyond their recommended ten year life span and require refurbishment. The pitches at Roman Road Sports Centre and Whitchurch Sports & Leisure Centre are of particular poor quality and suffer from drainage problems which often results in standing, and freezing water. This leads to fixtures being postponed or even relocated to other sites including Lilleshall National Sports & Conferencing Centre and Ellesmere College, when accessible.

In comparison, good quality pitches can be found at Lilleshall National Sports & Conferencing Centre, RAF Cosford School of Physical Training, Oswestry School, Lakelands Academy, Ellesmere College, RAF Shawbury and Shrewsbury School. This is due to the pitches either being installed recently or being regularly maintained to a high level, this is particularly the case at Lilleshall National Sports & Conferencing Centre, Oswestry School and Ellesmere College.

It should be noted that floodlights for hockey requires high lux levels for usage throughout the winter. Schools do not tend to use these facilities within this time period and are therefore not regularly monitored. Therefore, floodlights at school sites should be checked for deterioration with relevant investment implemented when required.

#### **Ancillary provision**

All sites used for community hockey in Shropshire are accompanied only by basic changing facilities and toilets. This is due to the fact they are all based at schools, MOD sites of leisure centres, rather than a sports club site, where a clubhouse facility is generally not feasible.

Whitchurch HC, Bridgnorth HC and Shrewsbury HC all report accessing off site clubhouse or pub facilities where they have access to bar and kitchen provision. No clubs report ancillary provision to a problematic issue within Shropshire.

#### **6.3: Demand**

There are seven clubs classified as being based within teams in Shropshire. In total, these clubs accommodate 42 teams: 18 men's, 11 women's and 13 dedicated junior/mini teams. The two larger clubs in the authority are Bridgnorth and Shrewsbury, which have at least 10 teams each. In comparison, the smallest is Oswestry HC that has one women's team.

## SHROPSHIRE COUNCIL PLAYING PITCH & OUTDOOR SPORTS STRATEGY

Table 6.6: Summary of hockey demand playing in Shropshire

Name of club	No. of teams			Total
	Men's	Women's	Junior / Mini	
Bridgnorth HC	7	2	2	11
Ludlow HC	2	1	4	7
Market Drayton HC <sup>58</sup>	3	-	1	4
Oswestry HC	-	1	-	1
Shrewsbury HC	4	2	4	10
Wem & Market Drayton HC	-	2	-	2
Whitchurch HC	2	3	2	7
<b>Total</b>	<b>18</b>	<b>11</b>	<b>13</b>	<b>42</b>

Market Drayton HC fields three men's and one junior team. The Club, due to lack of available provision, plays its competitive fixtures in the neighbouring authority of Newcastle-under-Lyme. This will be explained in greater detail later in the section under

### *Exported Demand.*

The table below examines each club's participation figures for the 2019/20 season for all Category One and Category Two players. These are the participants that must access hockey suitable AGPs for their demand.

Table 6.7: England Hockey affiliation figures 2019/20 (Category One and Two)

Name of club	Senior men (17-55)	Senior women (17-55)	Junior boys (14-16)	Junior girls (14-16)	Junior boys (11-13)	Junior girls (11-13)	Mini mixed (5-10)	Total
Bridgnorth HC	95	44	30	15	18	14	14	230
Ludlow HC	20	15	8	2	11	5	9	70
Market Drayton HC <sup>59</sup>	53	3	8	-	4	1	19	88
Oswestry HC	19	5	2	6	7	11	2	52
Shrewsbury HC	58	42	8	6	9	5	28	156
Wem & Market Drayton HC	-	36	-	2	-	2	-	40
Whitchurch HC	21	28	13	14	7	13	16	112
<b>Total</b>	<b>266</b>	<b>173</b>	<b>69</b>	<b>45</b>	<b>56</b>	<b>51</b>	<b>88</b>	<b>748</b>

In addition to the above, there are four clubs which also have a selection of Category Three players. These members, due to their performance level, do not necessarily have to access hockey suitable AGPs for their demand, therefore, they have not been included in the overall participation figure. There are 66 players across four clubs (Ludlow HC:24, Shrewsbury HC:37, Market Drayton HC:3 and Wem & Market Drayton HC:2) in Shropshire classified as Category Three.

### *Future demand*

Growing participation is the number one aim within EH's strategic plan and key drivers include working with clubs, universities and schools, regional and local leagues, developing opportunities for over 40s and delivering a quality programme of competition. Growth in participation will not only come from the traditional 11 a side game but from the informal,

<sup>58</sup> Competitive demand is exported at takes places within the neighbouring authority of Newcastle-under-Lyme

<sup>59</sup> Competitive demand is exported at takes places within the neighbouring authority of Newcastle-under-Lyme

## SHROPSHIRE COUNCIL

### PLAYING PITCH & OUTDOOR SPORTS STRATEGY

---

recreational ways to play hockey such as small sided hockey, which can be played at any time during the week or at weekends.

Nationally, since 2012, hockey has seen a 65% increase in juniors taking up the sport within the club environment. This increase is expected to continue across all age groups in the future, especially given the success of Great Britain's women's team in the 2016 Rio and the anticipated legacy impact.

Though there remains a desire from EH to increase participation within the club/league based game, not all future demand may be realised entirely as new formalised teams playing at peak time. Some clubs may decide to offer pay and play opportunities to participants or offer small sided formats such in a bid to increase participation and club memberships by providing a different hockey offer.

Increased demand from new participants will lead to a requirement for increased capacity on available artificial grass pitches at peak time, but also midweek and on Sundays to deliver other formats of hockey activity. At present, it is not necessarily clear as to what format this may take or when it is likely to take place, however, it is clear that there will be a requirement for access to increased capacity on artificial grass pitches across the area. This should be considered when assessing demand for artificial grass pitches in the future, as not only will they be needed for peak match play times and midweek training to accommodate increased participation within the formalised hockey environment, but also throughout the week and at non-peak times to offer wider opportunities for play.

Unlike other pitch sports, England Hockey do not use team generation rates to determine future demand. England Hockey likes to understand growth by participation, rather than dedicated teams. As such, team generation rates have not been used to calculate future growth in Shropshire.

From a club perspective, consultation indicates that five clubs aspire to increase their teams within the next five years, however, due to individual site circumstances the majority of this is accounted for in the section on *Latent Demand*.

For the purposes of this report only Ludlow HC's aim to increase by one additional women's is categorised as future demand as there are no logistical issues such as pitch quality or pitch availability that would affect this growth.

#### *Hockey Heroes*

Hockey Heroes is a six-week hockey programme aimed at beginners (children aged five to eight) that not only focuses on helping children develop some physical hockey skills such as dribbling, passing and goal scoring, but also places as much emphasis on character development including teamwork, communication, perseverance and respect.

There are currently no Hockey Heroes courses operating in Shropshire, with the closest course running at Crewe Vagrants HC (Cheshire East) or Abbotsholme HC (Derbyshire Dales).

#### *Back to Hockey*

Back to Hockey sessions are fun, social and informal and are aimed at people who either have not played for a number of years or that are looking to play for the first time. They are generally hosted by clubs, with EH providing guidance on how to deliver the programme. Benefits of clubs being involved include:

- ◆ More members
- ◆ More casual players

## SHROPSHIRE COUNCIL PLAYING PITCH & OUTDOOR SPORTS STRATEGY

- Additional income
- Extra publicity
- New volunteers

Back to Hockey sessions are currently available in Shropshire, with Whitchurch HC running such activity at Whitchurch Sports & Leisure Centre (Sir John Talbot School).

### ***Latent demand***

Latent demand is demand that evidence suggests may be generated from the current population should they have access to more or better provision.

As mentioned earlier, four out of the five clubs that express aspirations to grow will be classified as latent demand due to on site issues. This is encapsulated in the table below.

*Table 6.8: Summary of club latent demand*

Analysis area	Place plan	Name of club	No. of teams		Comments
			Men's	Women's	
South East	Bridgnorth	Bridgnorth HC	-	1	The Club reports it would be able to grow by an additional men's team if the pitch at Bridgnorth Endowed School improved in quality.
North East (Exported)	Market Drayton (Exported)	Market Drayton HC <sup>60</sup>	1	-	The Club reports it would be able to grow by an additional men's team if it had access to a pitch within the locality of Market Drayton.
Central	Shrewsbury	Shrewsbury HC	1	1	The Club reports it would be able to grow by an additional men's and women's team if it had access to more / better quality provision.
North East	Whitchurch	Whitchurch HC	1	1	The Club reports it would be able to grow by an additional men's and women's team if it had access to more / better quality provision.

In total, this amounts to latent demand for three men's and three women's teams across Shropshire.

### ***Imported demand***

Imported demand refers to any demand from neighbouring local authorities that accesses facilities within Shropshire due to a lack of available facilities in other local authorities where such team or club is based.

Newport HC currently imports two men's teams from neighbouring authority Telford & Wrekin to use the hockey suitable AGPs at Lilleshall National Sports & Conferencing Centre. The

<sup>60</sup> Competitive demand is exported at takes places within the neighbouring authority of Newcastle-under-Lyme

## SHROPSHIRE COUNCIL

### PLAYING PITCH & OUTDOOR SPORTS STRATEGY

---

Club aspires to return this demand back to its own authority, however, struggles to access regular suitable provision within its locality.

#### ***Exported demand***

Exported demand refers to teams that are currently accessing provision for home fixtures outside of Shropshire, despite being from within the Authority.

Historically, there has not been any full size hockey suitable provision for Market Drayton HC to access within its locality. This has forced the Club to export its entire demand to Keele University Sports Centre in the neighbouring Newcastle-under-Lyme. This is an approximate round trip of 26 miles (one hour).

It indicates this to be problematic, as the time and cost for members to travel this distance is negatively affecting its growth and general sustainability. Anecdotal evidence suggests that this issue has contributed to the ladies teams leaving to start the recently formed Wem & Market Drayton Ladies HC.

The Club aspires to return all its demand into Shropshire, more specifically within the vicinity of Market Drayton.

#### ***Peak time demand***

For matches, most of the senior hockey activity in Shropshire takes place on a Saturday, whereas most junior activity occurs on a Sunday. For training, peak time is midweek evenings, although preference is generally given for Tuesdays, Wednesdays and Thursdays.

**Availability**

The following table summarises the availability of full sized AGPs for community use in Shropshire. In addition, it records the availability of provision within the peak period. Sport England's Facilities Planning Model (FPM) applies an overall peak period for AGPs of 34 hours a week (Monday to Thursday 17:00-21:00; Friday 17:00-19:00; Saturday and Sunday 09:00-17:00).

Table 6.9: Usage of hockey suitable AGPs (available for community use)

Analysis Area	Place plan	Site ID	Site	Quality	Floodlit?	Community use hours in the peak period (per AGP)	Hockey clubs using the pitch	Midweek/training capacity	Match capacity	Comments
Central	Shrewsbury	233	Roman Road Sports Centre (Meole Brace School)	Poor	Yes	Weekdays: 18 hours Weekend: 16 hours Total: 34 hours	Shrewsbury HC Shropshire Hockey Association	Used by Shrewsbury HC for training Tuesdays 18:00 to 21:30. Remaining midweek capacity is used by Shropshire Hockey Association or by football teams for training	Pitch is used to capacity on a Saturday by Shrewsbury HC. The Club also use the pitch Sunday mornings for its mini and junior training.	Pitch has no additional capacity at senior peak time.
Central	Shrewsbury	253	Shrewsbury School	Good	No	Weekdays: 0 hours Weekend: 0 hours Total: 0 hours	Shropshire Hockey Association	Apart from usage by Shropshire Hockey Association the pitches are not available for wider community use.	Apart from usage by Shropshire Hockey Association the pitches are not available for wider community use.	Apart from usage by Shropshire Hockey Association the pitches are not available for wider community use.
				Standard	No	Weekdays: 0 hours Weekend: 0 hours Total: 0 hours				
North East	Wem	230	RAF Shawbury	Good	Yes	Weekdays: - hours Weekend: - hours Total: - hours	Wem & Market Drayton HC	Used by Wem & Market Drayton HC for training demand.	Accommodates two senior teams from Wem & Market Drayton HC.	Although the pitch is available for community use, accessibility can be removed at short notice, meaning it is not considered to have spare capacity.
North East	Whitchurch	321	Whitchurch Sports & Leisure Centre (Sir John Talbot School)	Poor	Yes	Weekdays: 18 hours Weekend: 12 hours Total: 30 hours	Whitchurch HC Market Drayton HC	Used by both Whitchurch HC and Market Drayton HC for midweek training demand. Remaining capacity is used by football teams for training.	Pitch is used to capacity on a Saturday by Whitchurch HC. The Club also use the pitch Sunday mornings for its mini and junior training.	Pitch has no additional capacity at senior peak time.
North West	Ellesmere	111	Ellesmere College	Good	Yes	Weekdays: 13 hours Weekend: 16 hours Total: 29 hours	-	No formal community hockey usage midweek.	No formal community hockey usage at the weekend.	Pitch is considered to have spare capacity at senior peak time, however, due to its location at a school site it is considered to have unsecure tenure.
North West	Ellesmere	151	Lakelands Academy	Good	Yes	Weekdays: 18 hours Weekend: 16 hours Total: 34 hours	-	No formal community hockey usage midweek.	No formal community hockey usage at the weekend.	Pitch is considered to have spare capacity at senior peak time, however, due to its location at a school site it is considered to have unsecure tenure.
North West	Oswestry	169	Marches School	Poor	Yes	Weekdays: 18 hours Weekend: 16 hours Total: 34 hours	-	No formal community hockey usage midweek.	No formal community hockey usage at the weekend.	Pitch is considered to have spare capacity at senior peak time, however, due to its location at a school site it is considered to have unsecure tenure.
North West	Oswestry	187	Moreton Hall School	Poor	Yes	Weekdays: 13 hours Weekend: 0 hours Total: 13 hours	-	No formal community hockey usage midweek	No formal community hockey usage at the weekend.	Pitch is considered to have spare capacity at senior peak time, however, due to its location at a school site it is considered to have unsecure tenure.

# SHROPSHIRE COUNCIL PLAYING PITCH & OUTDOOR SPORTS STRATEGY

Analysis Area	Place plan	Site ID	Site	Quality	Floodlit?	Community use hours in the peak period (per AGP)	Hockey clubs using the pitch	Midweek/training capacity	Match capacity	Comments
North West	Oswestry	211	Oswestry School	Good	Yes	Weekdays: 15.5 hours Weekend: 16 hours Total: 31.5 hours	Oswestry HC	Used by Oswestry HC for training demand.	Used by Oswestry HC (one team) on a Saturday with no further community hockey usage.	Pitch is considered to have spare capacity at senior peak time, however, due to its location at a school site it is considered to have unsecure tenure.
South East	Albrighton	229	RAF Cosford School of Physical Training	Good	Yes	Weekdays: 0 hours Weekend: 0 hours Total: 0 hours	Not available for community use	Not available for community use	Not available for community use	Not available for community use
				Standard	Yes	Weekdays: 0 hours Weekend: 0 hours Total: 0 hours				
South East	Bridgnorth	41	Bridgnorth Endowed School/Leisure Centre	Poor	Yes	Weekdays: 18 hours Weekend: 16 hours Total: 34 hours	Bridgnorth HC	Used by Bridgnorth HC for training Mondays 18:00 to 20:00 and Wednesdays 18:00 to 21:00. Remaining midweek use is by football teams for training.	On Saturdays the pitch is used to accommodate Bridgnorth HC competitive demand for 12:00 to 18:00. The Club reports it can access it earlier if required. Used Sunday mornings for the club's junior demand.	If there is affective scheduling, there is potential for additional teams to be accommodated on the pitch. This being said as there are eight teams from Bridgnorth HC that use the pitch for home matches it is generally considered at capacity.
South East	Much Wenlock	193	Much Wenlock Leisure Centre (William Brookes School)	Standard	No	Weekdays: - hours Weekend: 16 hours Total: 16 hours	Ludlow HC	Limited use midweek due to the pitch not having floodlights. As a result, Ludlow HC train on the small size pitch at Moor Park School.	On Saturdays used by Ludlow HC to accommodate three senior teams. The pitch is also used Sunday mornings for the Clubs junior team.	As the pitch is only used by three senior teams on a Saturday it is considered to have spare capacity to accommodate additional teams.
South East	Shifnal	153	Lilleshall National Sports & Conferencing Centre	Good	Yes	Weekdays: - hours Weekend: - hours Total: - hours	Newport HC (Imported demand)	Used by Shropshire hockey clubs to accommodate training demand on an ad-hoc basis.	On Saturdays used by Newport HC to accommodate its competitive demand.	Although the pitches are available for community use, accessibility can be removed at short notice, meaning it is not considered to have spare capacity.
				Good	Yes	Weekdays: - hours Weekend: - hours Total: - hours				

Please note for the purposes of the table above the availability of the pitches at RAF Shawbury and Lilleshall National Sports & Conferencing Centre, although used by hockey clubs, have not been included due to unsecure community use arrangements.

In summary, although 12 pitches are available for community use, in fact only four are regularly accessible for hockey clubs across Shropshire: Roman Road Sports Centre, Whitchurch Sports & Leisure Centre, Bridgnorth Endowed School and Much Wenlock Leisure Centre. This being said the latter site does not have floodlights meaning it is virtually unusable midweek during winter months. As a result the prior three sites are all considered to be operating at capacity at peak time (Saturday).

All remaining sites either have unsecure tenure through being located at a school sites, the majority of which are private, or have the aforementioned access issues such as RAF Shawbury and Lilleshall National Sports & Conferencing Centre.

#### 6.4: Supply and demand analysis

##### *Match play*

The PPS Guidance suggests that a floodlit pitch is able to accommodate four match equivalent sessions (MES) on a Saturday with teams playing in a home and away format, as such this equates to one AGP being able to cater for eight 'home' teams. Teams play matches on a home and away basis and therefore one team requires 0.5 match sessions per week on its 'home' AGP.

Based on the above information there a total of 26 senior teams that are currently playing their competitive matches within Shropshire. This does not include the three senior teams from Market Drayton HC which are exported into the neighbouring authority of Newcastle-under-Lyme.

This means there is a requirement for four full size hockey suitable AGPs in Shropshire, rounded up from 3.25 AGPs. If you take into consideration the three senior teams from Market Drayton HC, this requirement of four pitches remains the same (rounded up from 3.62).

When accounting for the latent demand of six additional senior teams, and future demand of one team, there is a requirement for five AGPs. This again remains the same when accounting for the exported demand from Market Drayton HC.

Therefore, in theory, there is enough hockey suitable provision across Shropshire to meet current and future levels of demand. However, there are issues that need to be taken into consideration that are affecting hockey clubs, as discussed further below.

##### *Pitch quality*

Although there is theoretically enough hockey suitable AGPs across Shropshire to meet current and future levels of demand, the quality of key provision is poor.

Pitches at Roman Road Sports Centre, Whitchurch Sports & Leisure Centre and Bridgnorth Endowed School which are used by Shrewsbury HC, Whitchurch HC and Bridgnorth HC, respectively, are assessed as poor quality.

If these pitches are not refurbished in the near future, they may become unusable for hockey, forcing clubs to try and find alternative suitable provision. This could lead to a reduction in participation or even clubs folding.

##### *Accessibility/capacity*

There are also issues with accessibility and capacity at some sites that are well used for hockey: Roman Road Sports Centre, Whitchurch Sports & Leisure Centre and Bridgnorth Endowed School. It should be noted that these three sites, as well as having access/ capacity issues are also poor quality and in need of resurfacing.

Each site is operating at capacity at peak time meaning any additional demand from the clubs using the sites (Shrewsbury HC, Whitchurch HC and Bridgnorth HC respectively) would need to find another location to meet any future demand.

Finding secure alternative provision, however, would be difficult, as the remaining community accessible hockey suitable AGPs are located at either private school, commercial or MOD

## SHROPSHIRE COUNCIL

### PLAYING PITCH & OUTDOOR SPORTS STRATEGY

---

sites which all have access issues. In addition, some of these sites are not ideally situated for clubs to move to.

#### *Geography*

Due to Shropshire's substantial geographical size, the location of the hockey suitable AGPs are distributed in the larger settlement areas, for example, Shrewsbury (three pitches), Ellesmere (two pitches) and Oswestry (three pitches) that are located significant distances apart which makes them too costly/time consuming for other clubs to use. This has led to Market Drayton HC exporting demand to Newcastle-under-Lyme (Keele University Sports Centre), as this is the closest provision to its hometown of Market Drayton. Correspondingly, Ludlow HC travels to Much Wenlock as there is no suitable provision for it to access within Ludlow itself. Both clubs report this to be expensive with aspirations to develop provision within their own locality.

As mentioned, although there is enough provision across Shropshire to meet current and future levels of demand, issues with pitch quality and accessibility need addressing to ensure hockey demand is to be sustain and grow.

Scenarios on how to best address these issues will be run in the proceeding Strategy & Action Plan.

#### *Converting sand-based AGPs to 3G*

Since the introduction of 3G pitches and given their popularity for football, providers have seen this as a way of replacing their tired sand-based carpet and generating money from hiring out a 3G pitch to football clubs and commercial football providers. This has come at the expense of hockey, with players now travelling further distances to gain access to a suitable pitch and many teams being displaced from their preferred geographical area.

Due to its impact on hockey, it is appropriate to ensure that sufficient sand based AGPs are retained or developed if existing provision is under threat due to the lack of security of access or, for the playing development of hockey. To that end, a change of surface will require a planning application and the applicants will need to show that there is sufficient provision available for hockey in the locality. Advice from Sport England and EH should therefore be sought prior to any planning application being submitted.

It should also be noted that, if a surface is changed, it could require the existing floodlighting and drainage to be changed and, in some instances, noise attenuation measures may need to be put in place.

### Hockey summary

- ◀ **There is a need for four full size hockey suitable AGPs to accommodate all current demand and future demand in Shropshire, however, there is a need to address quality, accessibility and capacity issues.**
- ◀ There are 16 full size hockey suitable AGPs in Shropshire, of which, 13 are available for community use to some extent. Provision that is not available for community use is at the Shrewsbury School in the Central Analysis Area (two pitches) and RAF Cosford School of Physical Training in the South East Analysis Area.
- ◀ In addition, there are six smaller size hockey suitable AGPs in Shropshire. Of these, only two are identified as being available for community use.
- ◀ Market Drayton HC and Ludlow HC report ambitions to have full size hockey suitable pitches within their own locality.
- ◀ The management of hockey suitable AGPs across Shropshire varies with no hockey clubs in the Authority considered to have secure tenure on their sites
- ◀ There are four full size AGPs that are assessed as poor quality in Shropshire: Roman Road Sports Centre, Whitchurch Sports & Leisure Centre, Bridgnorth Endowed School and Marches School.
- ◀ There are seven clubs classified as being based within teams in Shropshire. In total, these clubs accommodate 42 teams: 18 men's, 11 women's and 13 dedicated junior/mini teams.
- ◀ Bridgnorth HC, Market Drayton HC, Shrewsbury HC and Whitchurch HC all express latent demand due to issues with quality and accessibility.
- ◀ Newport HC currently imports two men's teams from neighbouring authority Telford & Wrekin to use the hockey suitable AGPs at Lilleshall National Sports & Conferencing Centre.
- ◀ Market Drayton HC export its entire demand to Keele University Sports Centre in the neighbouring Newcastle-under-Lyme. This is an approximate round trip of 26 miles (one hour). The Club aspires to return all its demand into Shropshire, more specifically within the vicinity of Market Drayton.

### PART 7: BOWLS

#### 7.1: Introduction

The vast majority of bowling greens in Shropshire are crown greens with the British Crown Green Bowling Association (BCGBA) being the national governing body for the sport. BCGBA is responsible for ensuring the effective governance for the sport across the Country. There are also three flat green bowling greens with the national governing body Bowls England (BE) responsible for the sports governance. The season for both crown and flat green bowling generally runs from April to September.

#### Consultation

Shropshire, due to its geographical size and rurality, has a healthy number of bowling clubs. In total there are 83 clubs using bowling clubs in Authority, the majority of which (80 clubs or 96%) are crown green with the remaining three clubs flat green.

In total 58 out of the 80 crown green bowling clubs within Shropshire responded to consultation requests to complete an online survey, representing a 73% response rate. None of the three flat green clubs responded to consultation.

#### 7.2: Supply

There are 97 crown bowling greens in Shropshire located across 82 sites and three flat bowling greens across three sites. All are available for community use and used.

*Table 7.1: Summary of the number of greens by analysis area*

Analysis area	Number of crown greens (flat)
Central	31 (1)
North East	31
North West	11
South	4
South East	12 (1)
South West	8 (1)
<b>Total</b>	<b>97 (3)</b>

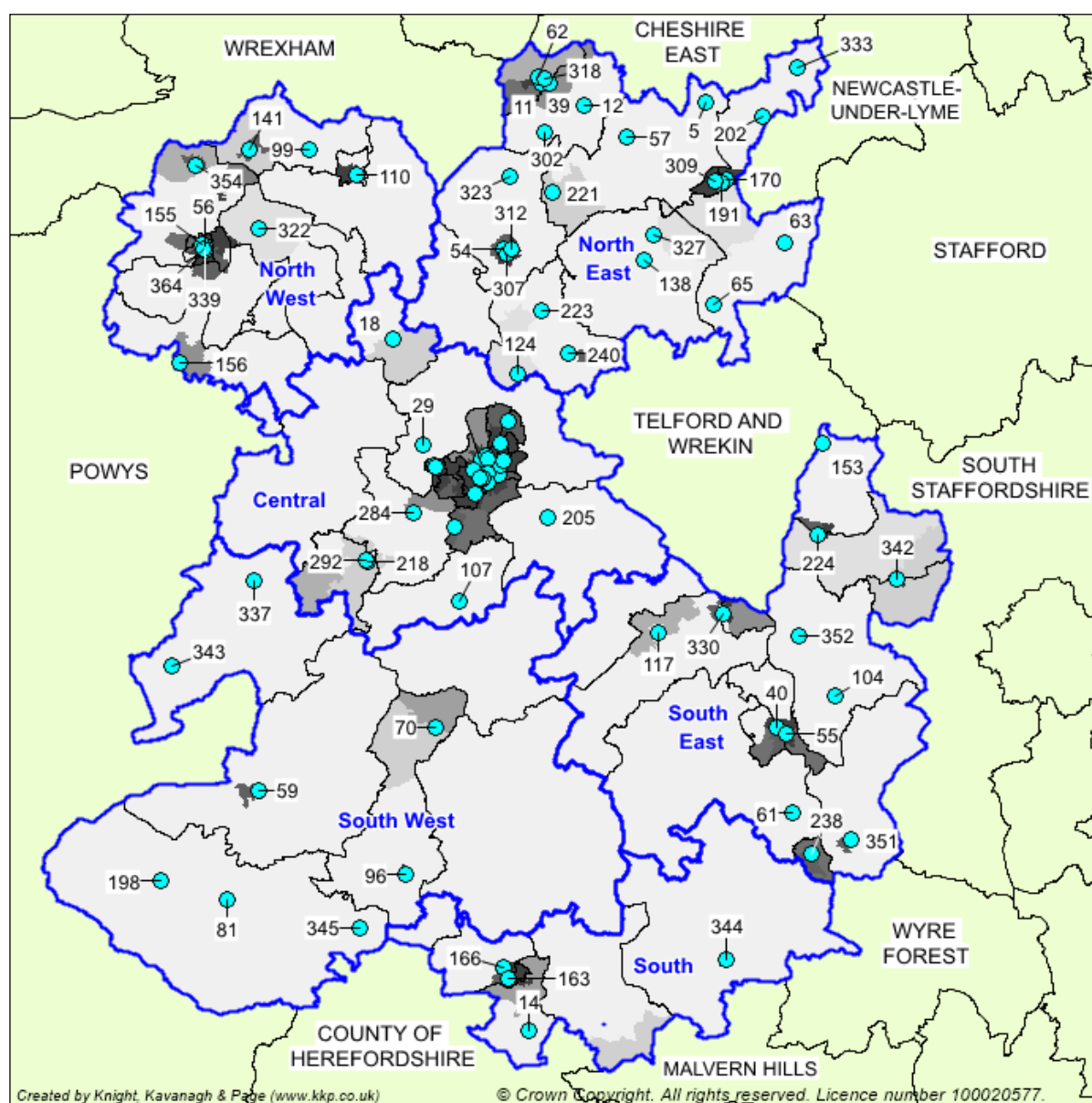
As seen in the table above, most provision is jointly shared between the Central and North East analysis areas which each accommodate 31 crown greens each whilst the South East Analysis Area contains the least amount of provision (5).

The majority (97%) of provision in Shropshire is crown green with only three greens being flat green. These are spread evenly between the Central, South East and South West analysis areas.

# SHROPSHIRE COUNCIL PLAYING PITCH & OUTDOOR SPORTS STRATEGY

Figure 7.1 below highlights the location of all outdoor greens in Shropshire.

*Figure 7.1: Summary of bowling greens in Shropshire*



# SHROPSHIRE COUNCIL PLAYING PITCH & OUTDOOR SPORTS STRATEGY

Table 7.2: Key to map

Analysis area	Place plan	Site ID	Site name	Post code	Management	Club using site	Number of greens	Quality of green
<b>Crown greens</b>								
Central	Pontesbury & Minsterley	218	Pontesbury Playing Fields	SY5 0QD	Unknown	Pontesbury BC	1	Good
Central	Pontesbury & Minsterley	292	The Nags Head	SY5 0QD	Rent from The Nags Head	-	1	Standard
Central	Shrewsbury	15	Bagley Sports and Social Club	SY1 2RP	Unknown	Bagley BC	2	Standard
Central	Shrewsbury	18	Baschurch Bowling Club	SY4 2BG	Lease from private landowner until 2023	Baschurch BC	1	Good
Central	Shrewsbury	29	Bicton Village Hall	SY3 8ER	Freehold	Bicton BC	1	Standard
Central	Shrewsbury	60	Saints Recreation Ground	SY1 2JU	Rent from Shrewsbury Town Council	Castlefields BC	2	Standard
Central	Shrewsbury	107	Dorrington Village Hall	SY5 7LD	Lease from Condover Parish Council	Dorrington BC	1	Good
Central	Shrewsbury	121	Greenfields Bowling Club	SY1 2QN	Unknown	Greenfields BC	2	Standard
Central	Shrewsbury	176	Meole Brace Bowling Club	SY3 9JJ	Freehold	Meole Brace BC	2	Good
Central	Shrewsbury	185	Monkmoor Outdoor Recreation Centre	SY2 5BP	Rent from Shrewsbury Town Council	Abbey BC	1	Good
Central	Shrewsbury	205	Old Malt House Memorial Hall	SY5 6QE	Rent from Memorial Hall Committee	Atcham Malthouse BC	1	Standard
Central	Shrewsbury	231	Reman Services Sports & Social Club	SY1 4JD	Rent from private landowner	Albert Road BC	1	Standard
Central	Shrewsbury	258	Silks Meadow Recreation Ground	SY3 8LN	Rent from Shrewsbury Town Council	Frankwell BC	1	Good
Central	Shrewsbury	259	Unison Club (Column Cricket, Bowls & Tennis Club)	SY2 5LP	Rent from Shrewsbury Town Council	Unison BC	1	Good
Central	Shrewsbury	276	Stanley Parker Playing Fields	SY3 0AA	Lease from Bayston Hill Parish Council	Bayston Hill BC	1	Good
Central	Shrewsbury	280	Telepost Sports & Social Club (Abbey Sports Ground)	SY2 6BT	Rent from Abbey Church	Telepost BC	1	Good
Central	Shrewsbury	284	The Cock Inn <sup>61</sup>	SY5 8LJ	Freehold	Hanwood BC	1	Standard
Central	Shrewsbury	286	The Grapes	SY3 5BH	Rent from The Grapes	Oxon BC	1	Standard
Central	Shrewsbury	294	The Prince of Wales (Bynner Street)	SY3 7NZ	Rent from Hotel	Prince of Wales Hotel BC	1	Standard
Central	Shrewsbury	297	The Red Lion	SY1 4AQ	Lease from M & B Brewery until 2023	Battlefield BC	1	Good
Central	Shrewsbury	346	Monkmoor Bowling Club	SY2 5BQ	Rent from Shrewsbury Town Council	Monkmoor BC	1	Standard
Central	Shrewsbury	347	Old Shrewsbury Bowling Club	SY1 1XR	In the process of preparing a new ten year lease from Shropshire Horticultural Society	Old Shrewsbury BC	2	Good
Central	Shrewsbury	349	Prince of Wales Bowling Greens	SY1 1XL	Unknown	Prince of Wales BC	2	Standard
Central	Shrewsbury	350	Shelton Recreation Ground	SY3 5BJ	Rent from Shrewsbury Town Council	Shelton BC	1	Good
Central	Shrewsbury	363	Crescent Bowling Green	SY1 1TH	Rent from Shropshire Horticultural Society	Crescent BC	1	Poor
North East	Market Drayton	5	Adderley Village Hall	TF9 3FA	Freehold	Adderley BC	1	Standard
North East	Market Drayton	63	Cheswardine Parish Council	TF9 2RS	Negotiating a lease with Cheswardine Parish Council	Cheswardine BC	1	Poor
North East	Market Drayton	65	Childs Ercall Bowls Club	TF9 2DA	Unknown	Childs Ercall BC	1	Standard
North East	Market Drayton	138	Hodnet Social Club	TF9 3NS	Freehold	Hodnet BC	1	Standard
North East	Market Drayton	170	Market Drayton Bowling Club	TF9 1HY	Rent from Joules Brewery	Market Drayton BC	1	Standard
North East	Market Drayton	191	Mount Lane Bowling Club	TF9 1AQ	Unknown	Constitutional Club BC	1	Standard
North East	Market Drayton	202	Norton in Hales Community Sports Club	TF9 4AP	Rent from Charitable Sports Club	Norton in Hales BC	1	Standard
North East	Market Drayton	309	Victoria Bowling Club	TF9 3DW	Freehold	Victoria BC	1	Standard
North East	Market Drayton	327	Wollerton Bowling Green (Mill Rd)	TF9 3LX	Freehold	Wollerton BC	1	Good
North East	Market Drayton	333	Woore Bowling Green <sup>62</sup>	CW3 9SQ	Freehold	Woore BC	1	Good
North East	Wem	54	Butler Sports Centre	SY4 5AP	Rent from Wem Sports Association	Wem BC	2	Good
North East	Wem	124	Hadnall Bowling Green	SY4 4AG	Negotiating a lease with Hadnall Parish Council	Hadnall BC	1	Standard

<sup>61</sup> Nominated Asset of Community Value expiring 13/07/2020

<sup>62</sup> Nominated Asset of Community Value expiring 11/01/2022

# SHROPSHIRE COUNCIL PLAYING PITCH & OUTDOOR SPORTS STRATEGY

Analysis area	Place plan	Site ID	Site name	Post code	Management	Club using site	Number of greens	Quality of green
North East	Wem	223	Preston Brockhurst Bowling Green	SY4 5QA	Unknown	Preston Brockhurst BC	1	Standard
North East	Wem	240	Shawbury Bowling Club	SY4 4NZ	Freehold	Elephant and Castle BC	1	Good
North East	Wem	307	United Services Wem Club	SY4 5EP	Freehold	Wem United Services BC	1	Standard
North East	Wem	312	Wem Recreation Ground	SY4 5AY	Rent from Shropshire Council	Wem Albion BC	1	Standard
North East	Wem	323	Whixall Bowling Club	SY13 2PP	Lease from Whixall Parish Council expiring 2083	Whixall BC	1	Good
North East	Whitchurch	11	Archibald Worthington Club (Whitchurch)	SY13 1BQ	Unknown	Archibald Worthington BC	2	Standard
North East	Whitchurch	12	Ash Magna Bowling & Tennis Club	SY13 4DR	Unknown	Ash BC	1	Standard
North East	Whitchurch	39	Bridgewater Bowling Club (Whitchurch)	SY13 1RE	Freehold	Bridgewater BC	2	Standard
North East	Whitchurch	57	Calverhall Cricket Ground	SY13 4PE	Unknown	Calverhall BC	1	Good
North East	Whitchurch	62	Chester Road Bowling Club	SY13 1ND	Freehold	Chester Road BC	2	Good
North East	Whitchurch	221	Prees Cricket and Recreation Club	SY13 2DX	Freehold	Prees BC	2	Good
North East	Whitchurch	302	Tilstock Tennis & Bowls Club	SY13 3JL	Freehold	Tilstock BC	1	Good
North East	Whitchurch	318	Whitchurch & District Club	SY13 1QW	Freehold	District Club Whitchurch BC	2	Standard
North West	Ellesmere	99	Criftins Village Hall and Playing Field	SY12 9LE	Unknown	Criftins BC	1	Good
North West	Ellesmere	110	Ellesmere Bowling Club	SY12 0HA	Freehold	Ellesmere BC	2	Poor
North West	Oswestry	56	Cae Glass Park	SY11 1AP	Rent from Oswestry Town Council	-	1	Standard
North West	Oswestry	141	Ifton Miners Institute Bowling Green	SY11 3AY	Freehold	Ifton BC	1	Poor
North West	Oswestry	155	Lizbeth Close Bowling Green	SY11 1BZ	Freehold (Ye Olde Crofte Bowls Club)	Ye Olde Crofte BC, George BC	1	Good
North West	Oswestry	156	Llanymynech Village Hall	SY22 6EE	Freehold	Llanymynech BC	1	Standard
North West	Oswestry	322	Whittington Cricket & Bowling Club	SY11 4PQ	Freehold	Whittington BC	1	Good
North West	Oswestry	339	Wynstay Hotel	SY11 2SZ	Owned by Wynstay Hotel	-	1	Standard
North West	Oswestry	354	Weston Rhyn Bowling Green	SY10 7RQ	Preparing a 25 year lease from Western Rhyn Village Institute	Weston Rhyn BC	1	Good
North West	Oswestry	364	Oswestry Church Bowling Club	SY11 2SZ	Freehold	Church BC	1	Good
South	Cleobury Mortimer	344	Cleobury Mortimer Bowling Club	DY14 8AU	Long term lease from private landowner	Cleobury Mortimer BC	1	Good
South	Ludlow	163	Ludlow Castle Tennis and Bowls Club	SY8 1EE	Freehold	Ludlow Castle BC	1	Standard
South	Ludlow	166	Ludlow Cricket Ground	SY8 1DT	Unknown	Burway BC	2	Good
South East	Albrighton	342	Albrighton Bowling Club	WV7 3HR	Freehold	Albrighton BC	1	Good
South East	Bridgnorth	40	Bridgnorth Bowls, Cricket & Hockey Club	WV16 4LB	Lease from Apley Estates expiring 2021	Bridgnorth BC	1	Good
South East	Bridgnorth	55	Bylet Bowling Club	WV15 6BA	Lease from Bridgnorth Town Council	Bylet BC	2	Standard
South East	Bridgnorth	104	Davenport Park	WV15 5JZ	Negotiating a lease with Davenport Estate	Worfield BC	1	Standard
South East	Bridgnorth	351	Squirrel Bowling Green <sup>63</sup>	WV15 6LW	Rent from Marstons Brewery	Squirrel BC	1	Good
South East	Bridgnorth	352	Stockton Bowling Club	TF11 9EE	Unknown	Stockton BC	1	Standard
South East	Broseley	330	Broseley Social Club	TF12 5HL	Freehold	Broseley BC	1	Good
South East	Highley	61	Chelmarsh Sports & Social Club	WV16 6BA	Freehold	Chelmarsh BC	1	Good
South East	Highley	238	Severn Centre	WV16 6JG	Rent	Highley Miners Welfare BC	1	Standard
South East	Much Wenlock	117	Gaskell Recreation Ground	TF13 6NB	Rent from Much Wenlock Parish Council	Much Wenlock BC	1	Standard
South East	Shifnal	224	Priorslee Road	TF11 8HD	Lease from Shifnal CC expiring 2022	Shifnal BC	1	Standard
South West	Bishop's Castle	59	Castle Hotel Bowls Club	SY9 5BU	Freehold	Bishops Castle BC	1	Standard
South West	Bishop's Castle	81	Clun Bowling Green	SY7 8JT	Rent from English Heritage	Clun BC	1	Poor
South West	Bishop's Castle	198	Newcastle Village Hall (Mill Road)	SY7 8QW	Rent from The Community Centre Comittee	Newcastle on Club BC	1	Good
South West	Bishop's Castle	337	Worthen Village Hall	SY5 9HT	Rent from Worthen Village Hall	Worthen & Brockton BC	1	Good

<sup>63</sup> Nominated Asset of Community Value expiring 18/10/2021

**SHROPSHIRE COUNCIL**  
**PLAYING PITCH & OUTDOOR SPORTS STRATEGY**

Analysis area	Place plan	Site ID	Site name	Post code	Management	Club using site	Number of greens	Quality of green
South West	Bishop's Castle	343	Chirbury Bowling Club	SY15 6BN	<i>Unknown</i>	Chirbury BC	1	Standard
South West	Bishop's Castle	345	Clungunford Bowling Club	SY7 0PN	Rent from Clungunford Village Hall	Clungunford BC	1	Good
South West	Church Stretton	70	Church Stretton Park Playing Fields	SY6 7AR	Church Stretton Parish Council	Church Stretton Womens BC	1	Good
South West	Craven Arms	96	Craven Arms Bowling Club	SY7 9QL	<i>Unknown</i>	Craven Arms BC	1	Standard
<b>Flat greens</b>								
Central	Shrewsbury	274	St. Michaels Street Recreation Ground	SY1 2HQ	Rent from Shrewsbury Town Council	St. Michaels Lawn BC	1	Good
South East	Shifnal	153	Lilleshall National Sports & Conferencing Centre	TF10 9AT	<i>Unknown</i>	Lilleshall Hall BC	1	Standard
South West	Ludlow	14	Ashford Carbonell Playing Fields	SY8 4DD	<i>Unknown</i>	Ashford Carbonell Lawn BC	1	Poor

# SHROPSHIRE COUNCIL

## PLAYING PITCH & OUTDOOR SPORTS STRATEGY

---

### ***Indoor provision***

It should be noted, in addition to the abovementioned outdoor provision, Shropshire is also serviced by a good quality six rink indoor bowling centre at Shrewsbury Sports Village. The site is the home venue for Shrewsbury Indoor BC.

### ***Future developments***

Reman Services Sports & Social Club, which accommodates a cricket square and bowling green, was sold circa 2017 into private ownership. The site is currently home to Albert Road BC and Sentinel CC.

The owner of the site is in the process of trying to obtain planning permission to build on the front of the site, including the bowling green, however, this is subject to planning approval.

There is no guarantee that this application will be successful, or the timescales of the development if agreed. Shropshire Council is monitoring the situation and will assist in the potential relocation of the bowling green if required.

### ***Lapsed and disused greens***

Across Shropshire, there are three sites which have previously accommodated bowling greens, these are listed below:

Shrewsbury Severnside Bowling Club accommodates three disused crown bowling greens that were used, until earlier 2019, by Severnside BC. The Club previously rented the site from the Horticultural Society, however, due to declining membership figures it decided to disband. Since the Club folded the greens have reverted back to the Horticultural Society.

Ford BC decided fold in 2015 after a disagreement with their landlord (Cross Gates Pub) who wanted to build houses on the bowling green. The site has recently been sold into private ownership. The green was previously an asset of community value (ACV), however, this expired 28/05/19.

For an asset to be listed as an ACV its current primary use, or primary use in the recent past, must contribute to the social wellbeing or social interests of the community and be likely to do so in the future. Social interests include cultural, recreational and sporting interests. Nominated land or property has to satisfy Section 88 of the Localism Act.

More information regarding ACV can be found at through the following link:  
<https://www.shropshire.gov.uk/community-assets/community-right-to-bid/the-process/>

It is unknown when the artificial bowling green at Lion Quays Leisure Centre was last formally accessed as formal sports provision, however, it is believed to be lapsed. The green was established circa 2009 with the building of Leisure Centre and surrounding facilities.

There is a lapsed crown bowling green located at Moreton Saye Tennis and Bowls Club. Similar to the green at Lion Quays Leisure Centre, it is unknown when it was last formally accessed for bowls. Anecdotal evidence suggests the club which previously used the site, Moreton Saye BC, pulled out of the League due to falling membership. In addition, the land owner (The Village Church) has aspirations to extend its graveyard by using the site where the green is located.

# SHROPSHIRE COUNCIL

## PLAYING PITCH & OUTDOOR SPORTS STRATEGY

### **Security of tenure**

As seen in Table 7.2 bowling clubs in Shropshire have a variety of differing tenures. Where known through consultation there is a total of 26 clubs that own their site, 27 clubs that rent their site and 13 clubs that lease their site or are in the process of obtaining a lease agreement.

Cheswardine, Worfield, Hadnall, Old Shrewsbury and Weston Rhyn bowling clubs all report they are currently negotiating a long term lease agreement from the relevant landowners.

Consultation indicates all but two clubs, Albert Road BC and Baschurch BC, consider themselves to be secure at their home venue.

As mentioned, Reman Services Sports & Social Club, was sold circa 2017 into private ownership. The current owner is in the process of trying to obtain planning permission to build on the front of the site, including the bowling green. If this occurs Albert Road BC would need to be relocated to new site.

Baschurch BC reports its lease from a private landowner is ending in 2023 with no indication it will be extended. The Club indicates if this agreement cannot be renewed it will be forced to relocate, however, due to the rurality of Shropshire there is a possibility it would not be able to access nearby bowling provision and as a result fold.

### **Quality**

Following a non-technical assessment of crown greens in Shropshire and consultation with the clubs, 43 greens are assessed as good, 48 as standard quality and six as poor quality. The table overleaf summarises crown green quality on a site-by-site basis.<sup>64</sup>

*Table 7.3: Summary of crown bowling green quality*

Analysis area	Good	Standard	Poor
Central	14	16	1
North East	12	18	1
North West	5	3	3
South	3	1	-
South East	5	7	-
South West	4	3	1
<b>Total</b>	<b>43</b>	<b>48</b>	<b>6</b>

It should be noted that even though the majority of greens across Shropshire are either good or standard quality, they still require substantial levels of dedicated maintenance in order to sustain their quality. Therefore, clubs need to be given support, where necessary, to manage their green quality

In comparison the greens at Cheswardine Parish Council, Clun Bowling Green, Ifton Miners Institute Bowling Green, Crescent Bowling Green and the two greens at Ellesmere Bowling Club are all assessed as poor quality with issues with limited grass cover, poor drainage, signs of wear and tear on the playing surface and evidence of litter and debris.

<sup>64</sup> See Appendix 3 for the non-technical assessment for bowling greens

## SHROPSHIRE COUNCIL

### PLAYING PITCH & OUTDOOR SPORTS STRATEGY

---

The following clubs indicate, through consultation, plans to improve the quality of their greens;

- ◀ Bayston Hill BC (Stanley Parker Playing Fields)
- ◀ Ellesmere BC (Ellesmere Bowling Club)
- ◀ Meole Brace BC (Meole Brace Bowling Club)
- ◀ Newcastle BC (Newcastle Village Hall)
- ◀ Old Shrewsbury BC (Old Shrewsbury Bowls Club)
- ◀ Western Rhyn BC (Western Rhyn Bowling Club)

#### *Flat green quality*

Ashford Carbonell Playing Fields is the only poor quality flat green within Shropshire. The key issue for the green is its artificial surface which makes it more difficult to maintain than a natural grass green. As such it suffers from areas of wear and tear and evidence of moss and lichen.

#### **Ancillary facilities**

Most clubs which responded to consultation have access to some form of clubhouse/pavilion on site or through an adjoining public house. The quality of these range from purpose built brick pavilions to basic wooden huts and shelters.

It is important to recognise the importance of ancillary provision to bowling clubs. If the facilities onsite are of suitable quantity/quality and meet the players needs this can sustain membership levels. This is acknowledged by BCGBA as it offers potential grants for clubs looking to making ancillary improvements.

#### *BCGBA grants*

Provided a club is subscribed to the BCGBA it can apply for a grant a range of ancillary issues, providing it has not already received one in the previous five years. Grants available to clubs include the following:

- ◀ New bowling green
- ◀ New floodlights
- ◀ New Pavilion
- ◀ Irrigation for the bowling green
- ◀ Toilets
- ◀ New Shelter
- ◀ Fencing and paths
- ◀ Extending a bowling green
- ◀ Legal fees to fight a green closure

The table overleaf identifies club comments, through consultation, regarding ancillary provision and what is currently on their site.

Table 7.4: Summary of club ancillary provision comments from consultation

Analysis area	Place plan	Site ID	Site name	Club using site	Clubhouse / Pavilion	Fencing	Kitchen	Spectator seating	Officials room	Showers	Toilets	Shelters	Storage	Comment
Central	Shrewsbury	29	Bicton Village Hall	Bicton BC	✓	✓	✓	✓			✓	✓	✓	Ongoing improvements to surroundings
Central	Shrewsbury	107	Dorrington Village Hall	Dorrington BC	✓	✓	✓				✓	✓		Ongoing installation of irrigation system
Central	Shrewsbury	176	Meole Brace Bowling Club	Meole Brace BC	✓		✓	✓	✓		✓	✓	✓	Improve the quality of onsite toilets
Central	Shrewsbury	205	Old Malt House Memorial Hall	Atcham Malthouse BC	✓	✓	✓	✓			✓	✓	✓	Aspirations to improve electric supply to club house
Central	Shrewsbury	258	Silks Meadow Recreation Ground	Frankwell BC	✓	✓					✓			The Club indicates there are plans by the Town Council to improve the ancillary provision
Central	Shrewsbury	276	Stanley Parker Playing Fields	Bayston Hill BC	✓	✓	✓	✓		✓	✓	✓	✓	Improve quality of surrounding areas (fences/footpaths)
Central	Shrewsbury	284	The Cock Inn	Hanwood BC	✓	✓								Aspirations to improve club house quality
Central	Shrewsbury	297	The Red Lion	Battlefield BC	✓	✓		✓			✓	✓	✓	Aspirations to improve club house quality
Central	Shrewsbury	346	Monkmoor Bowling Club	Monkmoor BC		✓					✓	✓	✓	Submitted planning to improve surrounding hard areas
Central	Shrewsbury	347	Old Shrewsbury Bowling Club	Old Shrewsbury BC	✓	✓	✓		✓		✓		✓	Aspirations to improve club house quality
North East	Market Drayton	170	Market Drayton Bowling Club	Market Drayton BC	✓	✓	✓	✓			✓	✓	✓	Improve disability access to the provision
North East	Wem	54	Butler Sports Centre	Wem BC	✓	✓	✓	✓			✓	✓	✓	Aspirations to improve changing room quality
North East	Wem	124	Hadnall Bowling Green	Hadnall BC	✓	✓					✓			Aspirations to improve club house quality
North East	Wem	323	Whixall Bowling Club	Whixall BC	✓	✓	✓	✓			✓	✓	✓	Ongoing club house improvements including creating a bespoke electricity supply
North East	Whitchurch	39	Bridgewater Bowling Club (Whitchurch)	Bridgewater BC	✓	✓	✓	✓			✓	✓	✓	Ongoing installation of irrigation system
North East	Whitchurch	302	Tilstock Tennis & Bowls Club	Tilstock BC	✓	✓	✓	✓			✓	✓		Aspirations to improve club house quality
North West	Ellesmere	110	Ellesmere Bowling Club	Ellesmere BC	✓	✓	✓	✓			✓	✓	✓	Aspirations to improve club house quality
North West	Oswestry	141	Ifton Miners Institute Bowling Green	Ifton BC	✓	✓	✓	✓				✓	✓	Plans to fundraise for a new pavilion
North West	Oswestry	156	Llanymynech Village Hall	Llanymynech BC	✓		✓	✓			✓	✓	✓	Ongoing construction of new toilet block
North West	Oswestry	354	Weston Rhyn Bowling Green	Weston Rhyn BC	✓	✓		✓				✓	✓	Improve quality of surrounding areas (fences/footpaths)
North West	Oswestry	364	Oswestry Church Bowling Club	Church BC	✓	✓	✓				✓	✓	✓	Aspirations to improve club house quality
South	Cleobury Mortimer	344	Cleobury Mortimer Bowling Club	Cleobury Mortimer BC	✓	✓	✓	✓			✓	✓	✓	Aspirations to improve club house quality
South	Ludlow	163	Ludlow Castle Tennis and Bowls Club	Ludlow Castle BC	✓		✓	✓		✓	✓	✓	✓	Aspirations to improve club house quality
South East	Albrighton	342	Albrighton Bowling Club	Albrighton BC	✓	✓	✓	✓		✓	✓	✓	✓	Aspirations to improve club house quality

Analysis area	Place plan	Site ID	Site name	Club using site	Clubhouse / Pavilion	Fencing	Kitchen	Spectator seating	Officials room	Showers	Toilets	Shelters	Storage	Comment
South East	Highley	61	Chelmarsh Sports & Social Club	Chelmarsh BC	✓	✓	✓	✓	✓	✓	✓	✓	✓	Creation of new club house
South East	Much Wenlock	117	Gaskell Recreation Ground	Much Wenlock BC	✓	✓	✓	✓			✓		✓	Creation of shelter for spectators
South West	Bishop's Castle	81	Clun Bowling Green	Clun BC	✓	✓		✓			✓		✓	Minor improvements to sheds and other storage facilities
South West	Bishop's Castle	337	Worthen Village Hall	Worthen & Brockton BC	✓	✓	✓	✓			✓	✓	✓	Aspirations to improve club house quality

## SHROPSHIRE COUNCIL PLAYING PITCH & OUTDOOR SPORTS STRATEGY

---

In addition to the above the following clubs indicate the ancillary provision they access at their home sites to be poor quality:

- |                     |                      |
|---------------------|----------------------|
| ◀ Abbey BC          | ◀ Llanymynech BC     |
| ◀ Bishops Castle BC | ◀ Monkmoor BC        |
| ◀ Clun BC           | ◀ Old Shrewsbury BC  |
| ◀ Crescent BC       | ◀ Prince of Wales BC |
| ◀ Dorrington BC     | ◀ Squirrel BC        |
| ◀ Hanwood BC        | ◀ Woore BC           |
| ◀ Ifton BC          | ◀ Ye Olde Crofte BC  |

### ***Floodlighting***

Most crown greens in Shropshire are serviced by floodlighting. This means there are opportunities to access them for training and matches during evenings outside of the summer months. Floodlit bowling greens are relatively rare across the country and this should therefore be considered as a valuable asset for the sport across the Authority. The following seven sites are not serviced by floodlights, this includes all three flat greens:

- |   |  |
|---|--|
| ◀ Ashford Carbonell Playing Fields (Flat)                 | ◀ Lizbeth Close Bowling Green (Crown)          |
| ◀ Cae Glass Park (Crown)                                  | ◀ St. Michaels Street Recreation Ground (Flat) |
| ◀ Craven Arms Bowling Club (Crown)                        | ◀ Wynstay Hotel (Crown)                        |
| ◀ Lilleshall National Sports & Conferencing Centre (Flat) |  |

The following clubs report through consultation they are the process of improving/upgrading their floodlighting provision; Frankwell, Hodnet, Shifnal, Worthen & Brockton, Whittington, Cleobury Mortimer, Bridgewater, Ludlow Castle, Victoria, Wem and Cheswardine.

### **7.3: Demand**

#### ***Current demand***

Of the 58 clubs playing in Shropshire which responded to consultation requests, membership equates to 3,330 people. This can be seen broken down by club in the table overleaf.

## SHROPSHIRE COUNCIL PLAYING PITCH & OUTDOOR SPORTS STRATEGY

Table 7.5: Current club membership for crown bowls clubs in Shropshire

Analysis area	Place plan	Site ID	Site name	Club using site	Senior males	Senior females	Juniors	Total
Central	Pontesbury & Minsterley	218	Pontesbury Playing Fields	Pontesbury BC	-	-	-	-
Central	Pontesbury & Minsterley	292	The Nags Head	-	-	-	-	-
Central	Shrewsbury	15	Bagley Sports and Social Club	Bagley BC	-	-	-	-
Central	Shrewsbury	18	Baschurch Bowling Club	Baschurch BC	27	23	-	50
Central	Shrewsbury	29	Bicton Village Hall	Bicton BC	44	19	-	63
Central	Shrewsbury	60	Saints Recreation Ground	Castlefields BC	-	-	-	-
Central	Shrewsbury	107	Dorrington Village Hall	Dorrington BC	20	10	-	30
Central	Shrewsbury	121	Greenfields Bowling Club	Greenfields BC	-	-	-	-
Central	Shrewsbury	176	Meole Brace Bowling Club	Meole Brace BC	118	25	10	153
Central	Shrewsbury	185	Monkmoor Outdoor Recreation Centre	Abbey BC	27	1	-	28
Central	Shrewsbury	205	Old Malt House Memorial Hall	Atcham Malthouse BC	33	14	2	49
Central	Shrewsbury	231	Reman Services Sports & Social Club	Albert Road BC	30	5	-	35
Central	Shrewsbury	258	Silks Meadow Recreation Ground	Frankwell BC	26	1	-	27
Central	Shrewsbury	259	Unison Club (Column Cricket, Bowls & Tennis Club)	Unison BC	22	2	-	24
Central	Shrewsbury	276	Stanley Parker Playing Fields	Bayston Hill BC	40	14	2	56
Central	Shrewsbury	280	Telepost Sports & Social Club (Abbey Sports Ground)	Telepost BC	32	2	-	34
Central	Shrewsbury	284	The Cock Inn	Hanwood BC	21	7	1	29
Central	Shrewsbury	286	The Grapes	Oxon BC	-	-	-	-
Central	Shrewsbury	294	The Prince of Wales (Bynner Street)	Prince of Wales Hotel BC	40	16	16	72
Central	Shrewsbury	297	The Red Lion	Battlefield BC	47	3	-	50
Central	Shrewsbury	346	Monkmoor Bowling Club	Monkmoor BC	21	-	-	21
Central	Shrewsbury	347	Old Shrewsbury Bowling Club	Old Shrewsbury BC	85	23	-	108
Central	Shrewsbury	349	Prince of Wales Bowling Greens	Prince of Wales BC	-	-	-	-
Central	Shrewsbury	350	Shelton Recreation Ground	Shelton BC	42	17	1	60

## SHROPSHIRE COUNCIL PLAYING PITCH & OUTDOOR SPORTS STRATEGY

Analysis area	Place plan	Site ID	Site name	Club using site	Senior males	Senior females	Juniors	Total
Central	Shrewsbury	363	Crescent Bowling Green	Crescent BC	41	-	-	41
North East	Market Drayton	5	Adderley Village Hall	Adderley BC	50	10	4	64
North East	Market Drayton	63	Cheswardine Parish Council	Cheswardine BC	20	6	-	26
North East	Market Drayton	65	Childs Ercall Bowls Club	Childs Ercall BC	-	-	-	-
North East	Market Drayton	138	Hodnet Social Club	Hodnet BC	36	18	2	56
North East	Market Drayton	170	Market Drayton Bowling Club	Market Drayton BC	30	10	2	42
North East	Market Drayton	191	Mount Lane Bowling Club	Constitutional Club BC	-	-	-	-
North East	Market Drayton	202	Norton in Hales Community Sports Club	Norton in Hales BC	-	-	-	-
North East	Market Drayton	309	Victoria Bowling Club	Victoria BC	42	21	2	65
North East	Market Drayton	327	Wollerton Bowling Green (Mill Rd)	Wollerton BC	24	12	2	38
North East	Market Drayton	333	Woore Bowling Green	Woore BC	38	13	-	51
North East	Wem	54	Butler Sports Centre	Wem BC	30	35	-	65
North East	Wem	124	Hadnall Bowling Green	Hadnall BC	57	34	6	97
North East	Wem	223	Preston Brockhurst Bowling Green	Preston Brockhurst BC	-	-	-	-
North East	Wem	240	Shawbury Bowling Club	Elephant and Castle BC	25	5	2	32
North East	Wem	307	United Services Wem Club	Wem United Services BC	56	5	2	63
North East	Wem	312	Wem Recreation Ground	Wem Albion BC	28	12	-	40
North East	Wem	323	Whixall Bowling Club	Whixall BC	40	32	3	75
North East	Whitchurch	11	Archibald Worthington Club (Whitchurch)	Archibald Worthington BC	-	-	-	-
North East	Whitchurch	12	Ash Magna Bowling & Tennis Club	Ash BC	-	-	-	-
North East	Whitchurch	39	Bridgewater Bowling Club (Whitchurch)	Bridgewater BC	34	11	3	48
North East	Whitchurch	57	Calverhall Cricket Ground	Calverhall BC	25	17	3	45
North East	Whitchurch	62	Chester Road Bowling Club	Chester Road BC	80	50	3	133
North East	Whitchurch	221	Prees Cricket and Recreation Club	Prees BC	53	25	1	79
North East	Whitchurch	302	Tilstock Tennis & Bowls Club	Tilstock BC	30	20	4	54
North East	Whitchurch	318	Whitchurch & District Club	District Club Whitchurch BC	-	-	-	-
North West	Ellesmere	99	Criftins Village Hall and Playing Field	Criftins BC	-	-	-	-
North West	Ellesmere	110	Ellesmere Bowling Club	Ellesmere BC	23	12	9	44
North West	Oswestry	141	Ifton Miners Institute Bowling Green	Ifton BC	50	-	3	53
North West	Oswestry	155	Lizbeth Close Bowling Green	George BC	10	-	-	10

# SHROPSHIRE COUNCIL

## PLAYING PITCH & OUTDOOR SPORTS STRATEGY

Analysis area	Place plan	Site ID	Site name	Club using site	Senior males	Senior females	Juniors	Total
North West	Oswestry	155	Lizbeth Close Bowling Green	Ye Olde Crofte BC	23	9	-	32
North West	Oswestry	156	Llanymynech Village Hall	Llanymynech BC	40	5	-	45
North West	Oswestry	322	Whittington Cricket & Bowling Club	Whittington BC	30	20	2	52
North West	Oswestry	339	Wynstay Hotel	-	-	-	-	-
North West	Oswestry	354	Weston Rhyn Bowling Green	Weston Rhyn BC	47	8	-	55
North West	Oswestry	364	Oswestry Church Bowling Club	Church BC	50	28	2	80
South	Cleobury Mortimer	344	Cleobury Mortimer Bowling Club	Cleobury Mortimer BC	62	37	-	99
South	Ludlow	163	Ludlow Castle Tennis and Bowls Club	Ludlow Castle BC	90	40	8	138
South	Ludlow	166	Ludlow Cricket Ground	Burway BC	-	-	-	-
South East	Albrighton	342	Albrighton Bowling Club	Albrighton BC	30	16	2	48
South East	Bridgnorth	40	Bridgnorth Bowls, Cricket & Hockey Club	Bridgnorth BC	79	37	-	116
South East	Bridgnorth	55	Bylet Bowling Club	Bylet BC	64	16	-	80
South East	Bridgnorth	104	Davenport Park	Worfield BC	45	15	-	60
South East	Bridgnorth	351	Squirrel Bowling Green	Squirrel BC	37	29	-	66
South East	Bridgnorth	352	Stockton Bowling Club	Stockton BC	-	-	-	-
South East	Broseley	330	Broseley Social Club	Broseley BC	25	23		48
South East	Highley	61	Chelmarsh Sports & Social Club	Chelmarsh BC	23	17	1	41
South East	Highley	238	Severn Centre	Highley Miners Welfare BC	-	-	-	-
South East	Much Wenlock	117	Gaskell Recreation Ground	Much Wenlock BC	29	7	-	36
South East	Shifnal	224	Priorslee Road	Shifnal BC	36	30	21	87
South West	Bishop's Castle	59	Castle Hotel Bowls Club	Bishops Castle BC	27	3	3	33
South West	Bishop's Castle	81	Clun Bowling Green	Clun BC	16	15	-	31
South West	Bishop's Castle	198	Newcastle Village Hall (Mill Road)	Newcastle on Club BC	15	3	3	21
South West	Bishop's Castle	337	Worthen Village Hall	Worthen & Brockton BC	18	14	2	34
South West	Bishop's Castle	343	Chirbury Bowling Club	Chirbury BC	-	-	-	-
South West	Bishop's Castle	345	Clungunford Bowling Club	Clungunford BC	12	6	-	18
South West	Church Stretton	70	Church Stretton Park Playing Fields	Church Stretton Womens BC	-	-	-	-
South West	Craven Arms	96	Craven Arms Bowling Club	Craven Arms BC	-	-	-	-
<b>Total</b>					<b>2,295</b>	<b>908</b>	<b>127</b>	<b>3,330</b>

## SHROPSHIRE COUNCIL PLAYING PITCH & OUTDOOR SPORTS STRATEGY

As seen in the table below the North East Analysis Area has the most amount of demand in Shropshire with 32%, this is closely followed by the Central Analysis Area with 28%.

*Table 7.6: Summary of current demand*

Analysis area	Senior males	Senior females	Junior	Total
Central	716	182	32	<b>930</b>
North East	698	336	39	<b>1,073</b>
North West	273	82	16	<b>371</b>
South	152	77	8	<b>237</b>
South East	368	190	24	<b>582</b>
South West	88	41	8	<b>137</b>
<b>Total</b>	<b>2,295</b>	<b>908</b>	<b>127</b>	<b>3,330</b>

### ***Future demand***

Both BCGBA and Shropshire Crown Green Bowls Association (SCGBA) are actively working to negate the stereotype that Bowls as a sport is for the older generation. They are taking active steps at a County and National level to encourage younger players. The future growth for the sport is therefore in a state of flux due to the growing professionalism of the national governing body.

In addition, the table below identifies a substantial amount of future demand expressed by clubs through consultation.

*Table 7.7: Club future demand aspirations*

Club name	Senior	Junior	Total
Albert Road BC	20	20	<b>40</b>
Atcham Malthouse BC	-	10	<b>10</b>
Baschurch BC	10	10	<b>20</b>
Battlefield BC	5	-	<b>5</b>
Bayston Hill BC	5	5	<b>10</b>
Bicton BC	10	10	<b>20</b>
Bishops Castle BC	4	-	<b>4</b>
Bridgwater BC	10	10	<b>20</b>
Chester Road BC	10	10	<b>20</b>
Cheswardine BC	10	4	<b>14</b>
Cleobury Mortimer BC	10	10	<b>20</b>
Dorrington BC	10	10	<b>20</b>
Ellesmere BC	12	8	<b>20</b>
Frankwell BC	2	-	<b>2</b>
Hodnet BC	5	5	<b>10</b>
Market Drayton BC	10	15	<b>25</b>
Meole Brace BC	10	10	<b>20</b>
Much Wenlock BC	5	10	<b>15</b>
Old Shrewsbury BC	20	20	<b>40</b>
Shifnal BC	20	20	<b>40</b>
Squirrel BC	20	10	<b>30</b>
Tilstock BC	6	4	<b>10</b>

## SHROPSHIRE COUNCIL PLAYING PITCH & OUTDOOR SPORTS STRATEGY

Club name	Senior	Junior	Total
Wem Albion BC	5	4	9
Weston Rhyn BC	5	4	9
Whixall BC	10	5	15
Wollerton BC	8	-	8
Worthen & Brockton BC	-	6	6
Ye Olde Crofte BC	10	10	20
<b>Total</b>	<b>252</b>	<b>230</b>	<b>482</b>

Where quantified through consultation, clubs report ambitions for an additional 252 senior and 230 junior members across Shropshire.

In addition, Elephant & Castle, Calverhall, Wem United Services, Church, Newcastle, Prees, Bridgnorth, Hanwood, Whittingham, Clungunford bowling clubs all report aspirations to increase participation, however, do not quantify a specific amount.

### ***Latent demand***

Latent demand refers to potential demand; individuals who would like to participate within the sport but do not do so. This can be for a variety of reasons including a lack provision or appropriate facilities. The following clubs indicate through consultation they would be able to field addition teams if they had access to another green at their home venue:

- ◆ Albert Road BC
- ◆ Albrighton BC
- ◆ Battlefield BC
- ◆ Bicton BC
- ◆ Bridgnorth BC
- ◆ George BC
- ◆ Prince of Wales Hotel BC
- ◆ Shifnal BC
- ◆ Weston Rhyn BC
- ◆ Whittington BC

This being said, none of bowling clubs in Shropshire report operating at capacity, with all clubs willing to accept new members. As such, it is considered that anyone within Shropshire that would like to start participating could so at the clubs and greens already in existence.

Sport England's Market Segmentation Tool enables an analysis of 'the percentage of adults that would like to participate in bowls within Shropshire but are not currently doing so'. The tool identifies latent demand of 574 people.

### **7.5: Supply and demand analysis**

Capacity is very much dependent on the leagues and the day that they operate. A green may have no spare capacity on an afternoon or evening when a popular league operates.

All other time periods that are not used for League matches can be available for social bowling or, more often than not, used for practice by club members throughout the week. This demand is unquantifiable as participants can use the greens as often or as little as they deem necessary.

Clubs are considered viable as long as they have the appropriate levels of membership to sustain their bowling green and accompanying ancillary facilities. Therefore, clubs that have lower levels of participation in comparison to the remaining clubs within the Authority may have issues maintaining their provision.

## SHROPSHIRE COUNCIL PLAYING PITCH & OUTDOOR SPORTS STRATEGY

---

Seven clubs indicate through consultation they are operating below or close to 20 members, these are George BC, Cheswardine BC, Abbey BC, Unison BC, Hanwood BC, Monkmoor BC, Clungunford BC. These clubs need to be monitored to ensure membership figures do not decrease to a level where they cannot effectively maintain green and ancillary provision quality.

Conversely those clubs which have a substantial level of demand also need to be monitored to ensure they have the appropriate quantity /quality of provision. The below clubs all have at least 60 members and should be consulted with regularly to ensure their provision is suitable for their level of demand:

- |                        |                            |
|------------------------|----------------------------|
| ◀ Adderley BC          | ◀ Meole Brace BC           |
| ◀ Bicton BC            | ◀ Prees BC                 |
| ◀ Bylet BC             | ◀ Prince of Wales Hotel BC |
| ◀ Bridgnorth BC        | ◀ Shifnal BC               |
| ◀ Chester Road BC      | ◀ Squirrel BC              |
| ◀ Church BC            | ◀ Victoria BC              |
| ◀ Cleobury Mortimer BC | ◀ Wem BC                   |
| ◀ Church BC            | ◀ Wem United Services BC   |
| ◀ Hadnall BC           | ◀ Whixall BC               |
| ◀ Ludlow Castle BC     | ◀ Worfield BC              |
| ◀ Old Shrewsbury BC    |                            |

All clubs are willing to accept new members. As such, it is considered that anyone within Shropshire that would like to start participating could so at the clubs and greens already in existence. This means there is enough supply of greens within the Authority.

As there is no evidence to suggest a need for new bowling greens in Shropshire, the priority should be based on supporting existing clubs improve their facilities.

Several clubs in Shropshire aspire to improve their ancillary offering, and therefore, achieving this will likely be the most beneficial action to bowls. Further to this, improving the quality of existing bowling greens, which are not good quality, will likely improve the capacity for provision to accommodate increase levels of demand. In particular clubs that are going to be impacted by housing growth should be acknowledged as demand at these clubs will likely increase. This will be examined in greater detail in the proceeding Strategy & Action Plan.

#### Bowls summary

- ◀ **Clubs are considered viable as long as they have the appropriate levels of membership to sustain their bowling green and accompanying ancillary facilities. Therefore, clubs that have lower levels of participation in comparison to the remaining clubs within the Authority may have issues maintaining their provision.**
- ◀ There are 97 crown bowling greens in Shropshire located across 82 sites and three flat bowling greens across three sites. All of which are available for community use.
- ◀ Shropshire is also serviced by a good quality six rink indoor bowling centre at Shrewsbury Sports Village.
- ◀ Where known through consultation there is a total of 26 clubs that own their site, 27 clubs that rent their site and 13 clubs that lease their site or are in the process of obtaining a lease agreement.
- ◀ There is a potential for the crown green at Reman Services Sports & Social Club to be lost through development.
- ◀ In total 28 clubs through consultation report aspirations to improve ancillary provision at their home site. In addition, 12 clubs report accessing poor quality ancillary provision.
- ◀ There are seven sites are not serviced by floodlights, this includes all three flat greens.
- ◀ Following a non-technical assessment of greens in Shropshire and consultation with the Clubs, 43 greens are assessed as good, 48 as standard quality and six as poor quality.
- ◀ The greens at Cheswardine Parish Council, Clun Bowling Green, Ifton Miners Institute Bowling Green, Crescent Bowling Green and the two greens at Ellesmere Bowling Club are all assessed as poor quality.
- ◀ The following clubs report through consultation they are the process of improving / upgrading their floodlighting provision; Hodnet, Shifnal, Worthen & Brockton, Whittington, Cleobury Mortimer, Bridgewater, Ludlow Castle, Victoria, Wem and Cheswardine.
- ◀ Of the 58 clubs playing in Shropshire which responded to consultation requests, membership equates to 3,330 people.
- ◀ Where quantified through consultation, clubs report ambitions for an additional 252 senior members and 230 junior members across Shropshire.

### PART 8: TENNIS

#### 8.1: Introduction

The Lawn Tennis Association (LTA) is the organisation responsible for the governance of tennis and administers the sport locally across Shropshire. The LTA has recently restructured its strategic approach to target a number of national focus areas, with a priority on developing the sport at park sites.

#### *Consultation*

There are 30 tennis clubs identified in Shropshire, of these, 23 replied to an online survey, resulting in an 77% response rate.

#### 8.2: Supply

There are 285 tennis courts identified in Shropshire across 84 sites, with 205 of these being available for community use across 61 sites. In comparison 80 courts across 23 sites are unavailable for community use. All unavailable courts are located at either education, MOD or commercially managed sites.

*Table 8.1: Summary of tennis courts across Shropshire*

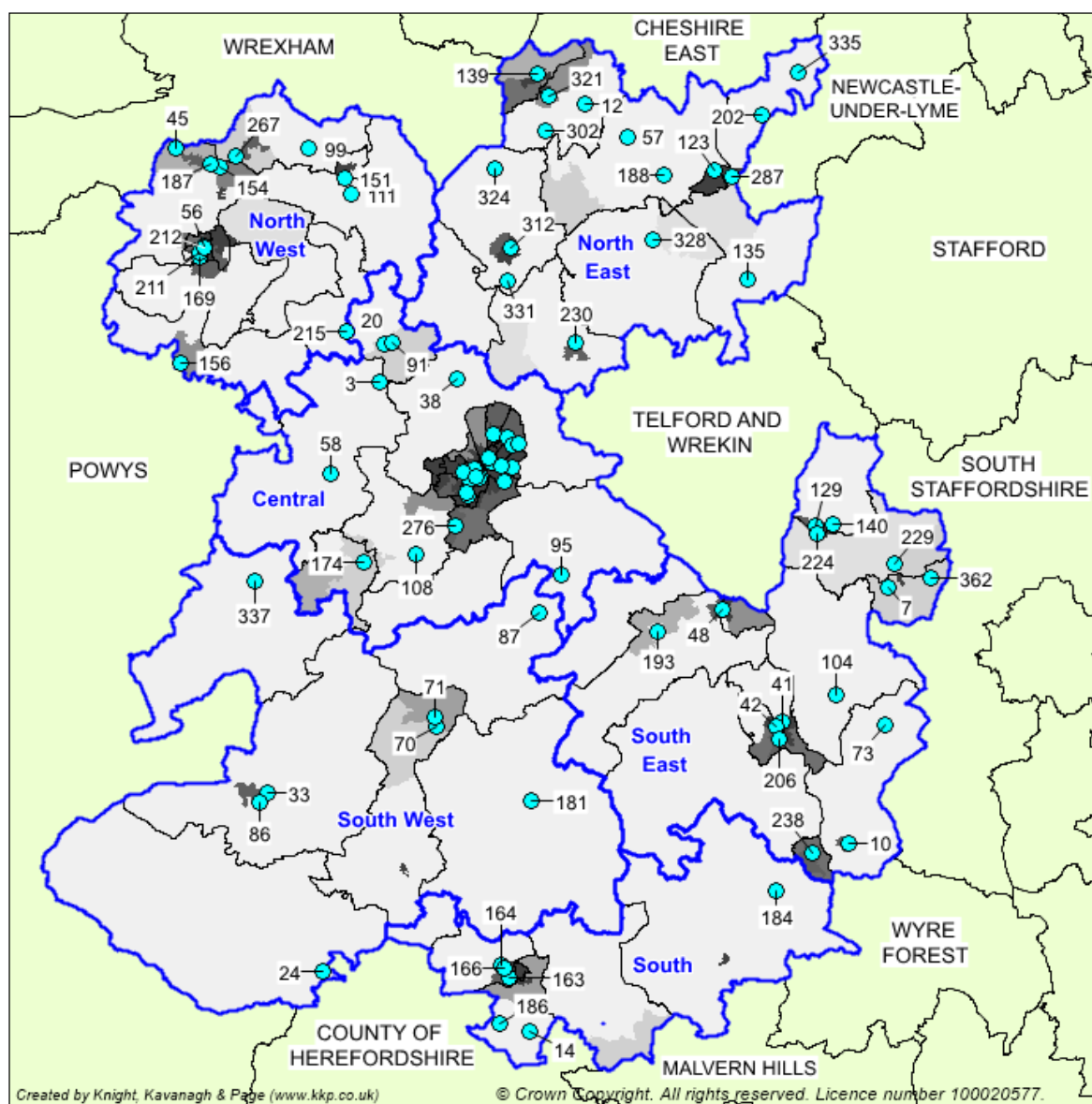
Analysis area	Number of courts available for community use	Number of courts unavailable for community use	Total
Central	67	31	98
North East	31	5	36
North West	38	19	57
South	27	1	28
South East	23	8	31
South West	19	16	35
<b>Total</b>	<b>205</b>	<b>80</b>	<b>285</b>

As seen in the table above, the highest number of courts are found in the Central Analysis Area, whilst the fewest number found in the South Analysis Area which accommodates 28 courts.

For the purposes of this report, availability for community use refers to courts in public, voluntary, private or commercial ownership or management recorded as being available for hire by individuals, teams or clubs. This also includes availability for social use and pay and play.

# SHROPSHIRE COUNCIL PLAYING PITCH & OUTDOOR SPORTS STRATEGY

Figure 8.1: Summary of tennis courts in Shropshire



# SHROPSHIRE COUNCIL

## PLAYING PITCH & OUTDOOR SPORTS STRATEGY

Table 8.2: Summary of provision site by site

Analysis area	Place plan	Site ID	Site name	Management	Community club /users	Available for community use?	No. of courts	Floodlit?	Court type
Central	Pontesbury & Minsterley	174	Mary Webb School and Science College	Education	-	No	2	No	Macadam
Central	Shrewsbury	3	Adcote School for Girls	Education	-	No	3	No	Macadam
Central	Shrewsbury	20	Baschurch Tennis Club	Sports club	Baschurch TC	Yes	2	Yes	Macadam
Central	Shrewsbury	27	Belvidere School	Education	-	No	4	No	Macadam
Central	Shrewsbury	38	Bomere Heath Tennis Club	Parish council	-	Yes	2	Yes	Macadam
Central	Shrewsbury	58	Castle Country Club	Commercial	-	No	3	No	Macadam
Central	Shrewsbury	60	Saints Recreation Ground	Town council	-	Yes	2	No	Grass
Central	Shrewsbury	91	Corbet School	Education	-	Yes	4	No	Macadam
Central	Shrewsbury	95	Cound Tennis Club	Sports club	Cound TC	Yes	2	Yes	Shale
Central	Shrewsbury	95	Cound Tennis Club	Sports club	Cound TC	Yes	2	Yes	Macadam
Central	Shrewsbury	108	Douglas Swire Memorial Hall	Community organisation	Longden TC	Yes	2	Yes	Macadam
Central	Shrewsbury	120	The Grange Sports Centre	Education	-	Yes	4	No	Macadam
Central	Shrewsbury	185	Monkmoor Outdoor Recreation Centre	Town council	-	Yes	2	No	Macadam
Central	Shrewsbury	185	Monkmoor Outdoor Recreation Centre	Town council	-	Yes	3	Yes	Macadam
Central	Shrewsbury	222	Prestfelde Preparatory School	Education	-	Yes	3	No	Macadam
Central	Shrewsbury	233	Roman Road Sports Centre (Meole Brace School)	Council		Yes	4	No	Macadam
Central	Shrewsbury	247	Shrewsbury Academy	Education	-	No	3	No	Macadam
Central	Shrewsbury	251	Shrewsbury Lawn Tennis Club	Sports club	Shrewsbury LTC	Yes	5	Yes	Macadam
Central	Shrewsbury	251	Shrewsbury Lawn Tennis Club	Sports club	Shrewsbury LTC	Yes	6	No	Grass
Central	Shrewsbury	253	Shrewsbury School	Education	-	No	8	No	Macadam
Central	Shrewsbury	253	Shrewsbury School	Education	-	No	6	No	Artificial <sup>65</sup>
Central	Shrewsbury	255	Shrewsbury Sports Village	Council	-	Yes	4	Yes	Macadam
Central	Shrewsbury	258	Silks Meadow Recreation Ground	Town Council	-	Yes	2	No	Grass
Central	Shrewsbury	274	St. Michaels Street Recreation Ground	Town Council	-	Yes	1	No	Grass
Central	Shrewsbury	276	Stanley Parker Playing Fields	Parish council	-	Yes	1	Yes	Macadam
Central	Shrewsbury	295	The Priory School	Education	-	No	2	No	Macadam
Central	Shrewsbury	298	The Shrewsbury Club	Sports club	The Shrewsbury Club	Yes	2	No	Clay
Central	Shrewsbury	298	The Shrewsbury Club	Sports club	The Shrewsbury Club	Yes	4	Yes	Macadam
Central	Shrewsbury	303	Town Walls Tennis Club	Sports club	Town Walls TC	Yes	3	Yes	Macadam
Central	Shrewsbury	329	Woodfield Tennis Club	Sports club	Woodfield TC	Yes	5	Yes	Macadam
Central	Shrewsbury	366	Shrewsbury High School	Education	-	Yes	2	Yes	Artificial
North East	Market Drayton	123	Greenfields Sports Ground	Town council	Market Drayton TC	Yes	3 <sup>66</sup>	Yes	Macadam
North East	Market Drayton	135	Hinstock Recreation Ground	Parish council		Yes	1	Yes	Macadam
North East	Market Drayton	135	Hinstock Recreation Ground	Parish council	Hinstock TC	Yes	2	Yes	Macadam
North East	Market Drayton	188	Moreton Saye Tennis and Bowls	Parish council	-	Yes	1	Yes	Macadam
North East	Market Drayton	202	Norton in Hales Community Sports Club	Community organisation	Norton in Hales TC	Yes	2	No	Grass
North East	Market Drayton	287	The Grove School	Education	-	Yes	3	No	Macadam
North East	Market Drayton	328	Wollerton Tennis Courts	Sports club	Wollerton TC	Yes	2	Yes	Artificial

<sup>65</sup> Tennis courts are overmarked onto a full size floodlit hockey suitable AGP.

<sup>66</sup> Two of the senior courts are overmarked for junior tennis

# SHROPSHIRE COUNCIL PLAYING PITCH & OUTDOOR SPORTS STRATEGY

Analysis area	Place plan	Site ID	Site name	Management	Community club /users	Available for community use?	No. of courts	Floodlit?	Court type
North East	Market Drayton	335	Woore Tennis Club	Sports club	Woore TC	Yes	2	Yes	Macadam
North East	Wem	230	RAF Shrewsbury	MOD	-	No	3	No	Macadam
North East	Wem	312	Wem Recreation Ground	Sports club	Wem TC	Yes	1	No	Macadam
North East	Wem	312	Wem Recreation Ground	Sports club	Wem TC	Yes	3	Yes	Macadam
North East	Wem	324	Whixall C of E Primary School	Education	-	No	1	No	Macadam
North East	Wem	331	Woodlands School	Education	-	No	1	No	Macadam
North East	Whitchurch	12	Ash Magna Bowling & Tennis Club	Parish council	-	Yes	1	No	Macadam
North East	Whitchurch	57	Calverhall Cricket Ground	Parish council	-	Yes	2	Yes	Artificial
North East	Whitchurch	139	Hollies Tennis Club	Sports club	Hollies TC	Yes	3	Yes	Macadam
North East	Whitchurch	302	Tilstock Tennis & Bowls Club	Sports club	Tilstock TC	Yes	2	Yes	Grass
North East	Whitchurch	321	Whitchurch Sports & Leisure Centre / Sir John Talbot's School	Education	-	Yes	4	No	Macadam
North West	Ellesmere	99	Criftins Village Hall and Playing Field	Community organisation	Criftins TC	Yes	2	Yes	Macadam
North West	Ellesmere	111	Ellesmere College	Education	-	Yes	6	Yes	Macadam
North West	Ellesmere	151	Lakelands Academy	Education	-	No	3	Yes	Macadam
North West	Oswestry	45	Brookside Leisure Park	Commercial	-	Yes	1	No	Macadam
North West	Oswestry	56	Cae Glass Park	Community organisation	Oswestry Team Tennis	Yes	3	Yes	Artificial
North West	Oswestry	56	Cae Glass Park	Community organisation	Oswestry Team Tennis	Yes	3 <sup>67</sup>	Yes	Artificial
North West	Oswestry	56	Cae Glass Park	Town council	-	Yes	2	No	Macadam
North West	Oswestry	154	Lion Quays Leisure Club	Commercial	-	No	3	Yes	Macadam
North West	Oswestry	156	Llanymynech Village Hall	Community organisation	Llanymynech TC	Yes	2	No	Macadam
North West	Oswestry	169	Marches School	Education	-	No	4	No	Macadam
North West	Oswestry	187	Moreton Hall School	Education	-	Yes	3	Yes	Macadam
North West	Oswestry	187	Moreton Hall School	Education	-	Yes	3	No	Macadam
North West	Oswestry	211	Oswestry School	Education	-	Yes	6	Yes	Artificial <sup>68</sup>
North West	Oswestry	212	Oswestry Tennis Club	Sports club	Oswestry TC	Yes	2	Yes	Macadam
North West	Oswestry	212	Oswestry Tennis Club	Sports club	Oswestry TC	Yes	2 <sup>69</sup>	Yes	Macadam
North West	Oswestry	215	Packwood Haugh School	Education	-	No	1	No	Grass
North West	Oswestry	215	Packwood Haugh School	Education	-	No	2	Yes	Macadam
North West	Oswestry	215	Packwood Haugh School	Education	-	No	6	Yes	Artificial <sup>70</sup>
North West	Oswestry	267	St Martins School	Education	-	Yes	2	No	Macadam
South	Cleobury Mortimer	184	Moffats School	Education	-	No	1	No	Macadam
South	Ludlow	14	Ashford Carbonell Playing Fields	Parish council	-	Yes	1	No	Macadam
South	Ludlow	163	Ludlow Tennis and Bowls Club	Sports club	Ludlow Castle TC	Yes	2	Yes	Clay
South	Ludlow	163	Ludlow Tennis and Bowls Club	Sports club	Ludlow Castle TC	Yes	2	Yes	Artificial
South	Ludlow	163	Ludlow Tennis and Bowls Club	Sports club	Ludlow Castle TC	Yes	1	No	Artificial
South	Ludlow	164	Ludlow Church of England School	Education	-	No	4	Yes	Macadam
South	Ludlow	166	Ludlow Cricket Ground	Sports club	-	Yes	2	No	Macadam
South	Ludlow	186	Moor Park School	Education	-	Yes	2	Yes	Macadam
South East	Albrighton	7	Albrighton Cricket Club	Sports club	Albrighton TC	Yes	1	No	Artificial
South East	Albrighton	7	Albrighton Cricket Club	Sports club	Albrighton TC	Yes	2	Yes	Artificial
South East	Albrighton	229	RAF Cosford School of Physical Training	MOD	-	No	4	No	Macadam

<sup>67</sup> Dedicated mini courts

<sup>68</sup> Tennis courts are overmarked onto a full size floodlit hockey suitable AGP.

<sup>69</sup> Dedicated mini tennis courts

<sup>70</sup> Tennis courts are overmarked onto a full size floodlit hockey suitable AGP.

**SHROPSHIRE COUNCIL**  
**PLAYING PITCH & OUTDOOR SPORTS STRATEGY**

Analysis area	Place plan	Site ID	Site name	Management	Community club /users	Available for community use?	No. of courts	Floodlit?	Court type
South East	Albrighton	362	Birchfield School	Education	-	No	3	Yes	Artificial <sup>71</sup>
South East	Bridgnorth	10	Alveley Recreation Ground	Community organisation	Alveley TC	Yes	3	Yes	Macadam
South East	Bridgnorth	41	Bridgnorth Endowed School	Education	-	Yes	9	No	Macadam
South East	Bridgnorth	42	Bridgnorth Lawn Tennis Club	Sports club	Bridgnorth TC	Yes	4	Yes	Artificial
South East	Bridgnorth	73	Claverley Tennis Club	Trust	Claverley TC	Yes	2	Yes	Macadam
South East	Bridgnorth	104	Davenport Park	Sports club	Worfield TC	Yes	2	Yes	Artificial
South East	Bridgnorth	206	Oldbury Wells School	Education	-	Yes	4	No	Macadam
South East	Broseley	48	Broseley Tennis Club	Sports club	Broseley TC	Yes	3	Yes	Macadam
South East	Highley	238	Severn Centre	Trust	-	Yes	3	Yes	Macadam
South East	Much Wenlock	193	Much Wenlock Leisure Centre (William Brookes School)	Town Council		Yes	4	Yes	Macadam
South East	Shifnal	129	Haughton Hall Health Club	Private	-	No	1	No	Macadam
South East	Shifnal	140	Idsall Sports Centre / Idsall School	Council	Shifnal TC	Yes	5	Yes	Artificial
South East	Shifnal	140	Idsall Sports Centre / Idsall School	Council	Shifnal TC	Yes	3	Yes	Macadam
South East	Shifnal	140	Idsall Sports Centre / Idsall School	Council	Shifnal TC	Yes	2	Yes	Macadam <sup>71</sup>
South East	Shifnal	224	Priorslee Road	Sports club	Shifnal TC	Yes	3	Yes	Macadam
South West	Bishop's Castle	24	Bedstone College	Education	-	No	2	No	Macadam
South West	Bishop's Castle	33	Bishops Castle Tennis Club	Sports club	Bishops Castle TC	Yes	1	No	Artificial
South West	Bishop's Castle	33	Bishops Castle Tennis Club	Sports club	Bishops Castle TC	Yes	2	Yes	Macadam
South West	Bishop's Castle	86	Community College Bishops Castle	Education	-	No	2	No	Macadam
South West	Bishop's Castle	337	Worthen Village Hall	Community organisation	Worthen TC	Yes	1	No	Macadam
South West	Church Stretton	70	Church Stretton Park Playing Field	Parish council	Church Stretton TC	Yes	3	No	Macadam
South West	Church Stretton	71	Church Stretton School	Education	-	No	5	No	Macadam
South West	Church Stretton	87	Concord College	Education	-	No	3	Yes	Macadam
South West	Craven Arms	181	Millichope Park	Commercial	-	Yes	1	No	Artificial
South West	Craven Arms	181	Millichope Park	Commercial	-	Yes	1	No	Macadam

<sup>71</sup> Tennis courts are overmarked onto a small size floodlit hockey suitable AGP.

## SHROPSHIRE COUNCIL

### PLAYING PITCH & OUTDOOR SPORTS STRATEGY

---

#### ***Loss of provision***

Market Drayton TC reports Greenfields Sports Ground has been identified in the Neighbourhood Local Plan for potential housing development. The site is leased from Market Drayton Town Council to the Market Drayton Sports Association which consists of Market Drayton TC, Market Drayton Town FC, Market Drayton Tigers FC and Market Drayton RFC. Each club has its own clubhouse and pitch provision to accommodate demand.

For Market Drayton TC this equates to three floodlit macadam courts and accompanying ancillary provision. The proceeding Strategy & Action Plan document will identify the extent of mitigation required if the site were to be lost for housing.

Ludlow Cricket Ground, circa 2009, had a total of two grass, two macadam and one shale tennis court, however, the two grass and one shale court have not been maintained as usable provision for approximately a decade. This means that the site only currently hosts two macadam courts. It is unknown why this provision stopped being maintained although it is likely due to reduced levels of demand or finances.

Unison Club (Column Cricket, Bowls & Tennis Club) previously accommodated two macadam tennis courts, however, non-technical site assessments found the area was currently being utilised for additional car parking.

The Priory School has recently developed additional classroom space on two of its four tennis courts. It has mitigated this loss with the refurbishment of two dedicated floodlit netball courts.

There are two disused clay courts located at The Shrewsbury Club which are not floodlit. Shropshire Tennis reports there has been a planning application (20/01893/FUL) submitted to build an air dome over these courts which would also be converted into an acrylic surface. In addition, floodlights are planned to be installed on the existing clay courts to maximise their usage. These too are also planned to be resurfaced to either an artificial clay or hardcourt surface to give all year round access.

This planned enhancement of tennis provision is due as mitigation from the loss of two of the four macadam tennis courts on the site from planned expansion from the Spa and Health and Fitness provision at The Shrewsbury Club.

In addition, there are four lapsed macadam tennis courts at Shrewsbury Colleges (Former Wakeman School Site). Based on satellite imagery the site was last formally used circa 2010.

#### ***Indoor provision***

In addition to the outdoor provision there are also 12 indoor courts across three sites: Ellesmere College (North West), Oswestry School (North West) and The Shrewsbury Club (Central).

The former site has four new good quality acrylic indoor courts that are used extensively for curricular and extracurricular activities in addition to wider community use. Comparatively, Oswestry School has recently built (2018) an indoor sports facility that includes two permanent indoor acrylic tennis courts.

The Shrewsbury Club has six good indoor acrylic quality courts that are used by a variety of different users including junior tennis coaching, adult tennis coaching, wheelchair tennis, social sessions and international/LTA registered events.

# SHROPSHIRE COUNCIL

## PLAYING PITCH & OUTDOOR SPORTS STRATEGY

### Ownership and management

The table below identifies the management at club sites where known through consultation.

Table 8.3: Summary of management at club sites

Site ID	Site name	Analysis area	Community club	Management
7	Albrighton Cricket Club	South East	Albrighton TC	Freehold
10	Alveley Recreation Ground	South East	Alveley TC	Rent from Community Organisation
20	Baschurch Tennis Club	Central	Baschurch TC	Freehold
33	Bishops Castle Tennis Club	South West	Bishops Castle TC	Freehold
42	Bridgnorth Lawn Tennis Club	South	Bridgnorth TC	Unknown
48	Broseley Tennis Club	South East	Broseley TC	Freehold
56	Cae Glass Park	North West	Oswestry Team Tennis	Lease from Town Council
70	Church Stretton Park Playing Field	South West	Church Stretton TC	Rent from Parish Council
73	Claverley Tennis Club	South	Claverley TC	Freehold
95	Cound Tennis Club	Central	Cound TC	Rent from private landowners
99	Criftins Village Hall and Playing Field	North West	Criftins TC	Rent from Parish Council
104	Davenport Park	South	Worfield TC	Unknown
108	Douglas Swire Memorial Hall	Central	Longden TC	Lease from Douglas Swire Memorial Hall
123	Greenfields Sports Ground	North East	Market Drayton TC	Rent from Council
135	Hinstock Recreation Ground	North East	Hinstock TC	Rent from Parish Council
139	Hollies Tennis Club	North East	Hollies TC	Freehold
156	Llanymynech Village Hall	North West	Llanymynech TC	Rent from King George V Playing Fields Trust
163	Ludlow Tennis and Bowls Club	South West	Ludlow Castle TC	Freehold
202	Norton in Hales Community Sports Club	North East	Norton in Hales TC	Lease from Community organisation
212	Oswestry Tennis Club	North West	Oswestry TC	Lease from Oswestry School
224	Priorslee Road	South East	Shifnal TC	Lease from Shifnal CC
251	Shrewsbury Lawn Tennis Club	Central	Shrewsbury LTC	Lease from Shrewsbury Horticultural Society
298	The Shrewsbury Club	Central	The Shrewsbury Club	Freehold
302	Tilstock Tennis & Bowls Club	North East	Tilstock TC	Freehold
303	Town Walls Tennis Club	Central	Town Walls TC	Unknown
312	Wem Recreation Ground	North East	Wem TC	Unknown
328	Wollerton Tennis Courts	North East	Wollerton TC	Freehold
329	Woodfield Tennis Club	Central	Woodfield TC	Unknown

## SHROPSHIRE COUNCIL PLAYING PITCH & OUTDOOR SPORTS STRATEGY

Site ID	Site name	Analysis area	Community club	Management
335	Woore Tennis Club	North East	Woore TC	<i>Unknown</i>
337	Worthen Village Hall	South West	Worthen TC	Rent from Community organisation

In total two clubs, Criftins TC and Market Drayton TC, report a potential issue with onsite tenure with all remaining clubs considering themselves to be secure at their home venue. The former club indicates Criftins Village Hall and Playing Field is owned in trust by Ellesmere Rural Parish Council. It anecdotally suggests the Parish Council has had periods of financial difficulty which has led to a concern regarding its future.

As mentioned above, Greenfields Sports Ground, home to Market Drayton TC, has been identified in the Neighbourhood Local Plan for potential housing development. Timescales for the project are unknown which has led the Club to limit its investment in its current facilities.

Most of the remaining courts are predominately managed either through the local authority, parish/town councils or by schools.

*Table 8.4: Courts available for community use by ownership*

Commercial / Private	Community organisation / Trust	Council	Parish / Town council	Sports club	Education
3	23	18	33	73	55

### ***Floodlighting***

Floodlit courts enable use throughout the year and are identified by the LTA as being particularly key priority for growing participation nationally. The LTA reports that floodlights allow for a 35% increase in available courts time on an annual basis.

In Shropshire, most clubs are serviced by some level of floodlit provision, with 73 floodlit courts existing across all club sites. However, Church Stretton TC and Llanymynech TC not have access to floodlit provision at their home site.

Church Stretton TC indicates plans to install floodlighting on its courts, however, it has not secured funding to implement the enhancements. In comparison Llanymynech TC reports no demand for floodlights at Llanymynech Village Hall.

In addition, Worfield TC and Church Stretton TC report floodlighting at Davenport Park and Church Stretton Playing Fields, respectively, need refurbishing.

In contrast, 39% of community accessible non club courts are floodlit. This is generally quite high in comparison to most local authorities. It should be noted the LTA is currently working to strategically assess its stock of courts and implement different ways in which they can be developed which includes the installation of floodlighting.

### ***Court type***

Most community available courts in Shropshire have a macadam surface (72%). The estimated lifespan of a macadam court is ten years, depending on levels of use and maintenance levels. To ensure courts can continue to be used beyond this time frame, it is

## SHROPSHIRE COUNCIL

### PLAYING PITCH & OUTDOOR SPORTS STRATEGY

recommended that a sinking fund is put into place for eventual refurbishment. The LTA reports that this should cost £1,200 a year per macadam court (which includes on-going maintenance costs). In comparison it indicates an approximate sinking fund of £1,800 needed to refurbish an artificial court surface or one floodlit macadam court.

The remaining courts have either an artificial turf surface (sand-based / tiger turf), clay-based or grass. Such provision generally allows for greater levels of access, especially during inclement weather spells, as well as requiring less frequent maintenance. Nevertheless, the cost of resurfacing the courts is more expensive despite the lifespan being similar.

*Table 8.5: Summary of court type at community available sites*

Analysis area	Macadam	Grass	Artificial	Clay / Shale
Central	50	11	2	4
North East	23	4	4	-
North West	26	-	12	-
South	21	-	6	-
South East	15	-	8	-
South West	12	-	5	2
<b>Total</b>	<b>147</b>	<b>15</b>	<b>37</b>	<b>6</b>

#### Quality

Following a non-technical assessment, of the 205 community available courts, 97 were assessed as good quality, 68 as standard quality and 40 as poor quality.<sup>72</sup>

*Table 8.6: Summary of community available court quality*

Analysis area	Good	Standard	Poor
Central	30	29	8
North East	11	14	6
North West	26	6	6
South	9	5	13
South East	13	5	5
South West	8	9	2
<b>Total</b>	<b>97</b>	<b>68</b>	<b>40</b>

Poor quality community available courts are located at the following 13 sites:

- ◀ Bridgnorth Endowed School
- ◀ Brookside Leisure Park
- ◀ Cae Glass Park
- ◀ Hinstock Recreation Ground
- ◀ Idsall Sports Centre/Idsall School
- ◀ Monkmoor Outdoor Recreation Centre
- ◀ Moreton Saye Tennis and Bowls
- ◀ Norton in Hales Community Sports Club
- ◀ Oldbury Wells School
- ◀ Roman Road Sports Centre
- ◀ Silks Meadow Recreation Ground
- ◀ St Martins School
- ◀ The Grove School

Shifnal TC indicates it has previously accessed courts at Idsall Sports Centre/Idsall School as an overflow when its courts are at full capacity. The Club has now stopped using these courts as it believes they have deteriorated to an extent where they are unsafe for use.

<sup>72</sup> See Appendix 3 for the non-technical assessment for tennis courts

Additionally, most of the courts unavailable for community use are also poor quality, with schools reporting they are often unsafe and only used as recreational spaces for curricular and extracurricular purposes. The quality of the courts in turn gives schools a perceived notion they will have no external demand and therefore any potential community access is limited. This is further compounded as the majority of educational stakeholders indicate they cannot improve court quality and explore growing community accessibility due to financial constraints.

## SHROPSHIRE COUNCIL

### PLAYING PITCH & OUTDOOR SPORTS STRATEGY

Generally, the LTA indicates that the need to refurbish a court is based typically on its current quality. Good quality courts will need resurfacing in eight years (or more), standard quality courts between four and seven years and poor quality courts within the next three years. In Shropshire, the poor quality courts suffer from a build-up of moss and lichen and receive limited maintenance, whilst the ageing macadam surfaces have begun to break up in areas.

Most clubs, through consultation indicate, having either plans or a sinking fund in place to refurbish their courts as and when required. However, Cound TC reports that it may struggle in the future to sustain the quality of its shale courts as they require enhanced levels of maintenance in comparison to macadam surfaces.

The table below identifies community available court quality on a site by site basis.

*Table 8.7: Site by site quality ratings of community available courts*

Site ID	Site name	Analysis area	No. of courts	Floodlit?	Court type	Non tech quality
7	Albrighton Cricket Club	South East	1	No	Artificial	Good
7	Albrighton Cricket Club	South East	2	Yes	Artificial	Good
10	Alveley Recreation Ground	South	3	Yes	Macadam	Good
12	Ash Magna Bowling & Tennis Club	North East	1	No	Macadam	Standard
14	Ashford Carbonell Playing Fields	South West	1	No	Macadam	Standard
20	Baschurch Tennis Club	Central	2	Yes	Macadam	Good
	Bishops Castle Tennis Club	South West	1	No	Artificial	Good
33	Bishops Castle Tennis Club	South West	2	Yes	Macadam	Good
38	Bomere Heath Tennis Club	Central	2	Yes	Macadam	Standard
41	Bridgnorth Endowed School	South	9	No	Macadam	Poor
42	Bridgnorth Lawn Tennis Club	South	2	Yes	Artificial	Good
42	Bridgnorth Lawn Tennis Club	South	2	Yes	Artificial	Standard
45	Brookside Leisure Park	North West	1	No	Macadam	Poor
48	Broseley Tennis Club	South East	3	Yes	Macadam	Good
56	Cae Glass Park	North West	3	Yes	Artificial	Good
56	Cae Glass Park	North West	3 <sup>73</sup>	Yes	Artificial	Good
56	Cae Glass Park	North West	2	No	Macadam	Poor
57	Calverhall Cricket Ground	North East	2	Yes	Artificial	Standard
60	Saints Recreation Ground	Central	2	No	Grass	Standard
70	Church Stretton Park Playing Field	South West	3	No	Macadam	Standard
73	Claverley Tennis Club	South	2	Yes	Macadam	Good
91	Corbet School	Central	4	No	Macadam	Standard
95	Cound Tennis Club	Central	2	Yes	Shale	Standard
95	Cound Tennis Club	Central	2	Yes	Macadam	Standard
99	Criftins Village Hall and Playing Field	North West	2	Yes	Macadam	Good

<sup>73</sup> Dedicated mini courts

# SHROPSHIRE COUNCIL

## PLAYING PITCH & OUTDOOR SPORTS STRATEGY

Site ID	Site name	Analysis area	No. of courts	Floodlit?	Court type	Non tech quality
104	Davenport Park	South	2	Yes	Artificial	Good
108	Douglas Swire Memorial Hall	Central	2	Yes	Macadam	Good
111	Ellesmere College	North West	6	Yes	Macadam	Poor
120	The Grange Sports Centre	Central	4	No	Macadam	Standard
123	Greenfields Sports Ground	North East	3	Yes	Macadam	Standard
135	Hinstock Recreation Ground	North East	1	Yes	Macadam	Poor
135	Hinstock Recreation Ground	North East	2	Yes	Macadam	Good
139	Hollies Tennis Club	North East	3	Yes	Macadam	Good
140	Idsall Sports Centre / Idsall School	South East	5	Yes	Artificial	Standard
140	Idsall Sports Centre / Idsall School	South East	3	Yes	Macadam	Poor
140	Idsall Sports Centre / Idsall School	South East	2 <sup>73</sup>	Yes	Macadam	Poor
156	Llanymynech Village Hall	North West	2	No	Macadam	Standard
163	Ludlow Tennis and Bowls Club	South West	2	Yes	Clay	Good
163	Ludlow Tennis and Bowls Club	South West	2	Yes	Artificial	Good
163	Ludlow Tennis and Bowls Club	South West	1	No	Artificial	Good
166	Ludlow Cricket Ground	South West	2	No	Macadam	Poor
181	Millichopre Park	South West	1	No	Artificial	Standard
181	Millichopre Park	South West	1	No	Macadam	Standard
185	Monkmoor Outdoor Recreation Centre	Central	2	No	Macadam	Poor
185	Monkmoor Outdoor Recreation Centre	Central	3	Yes	Macadam	Good
186	Moor Park School	South West	2	Yes	Macadam	Standard
187	Moreton Hall School	North West	3	Yes	Macadam	Good
187	Moreton Hall School	North West	3	No	Macadam	Good
188	Moreton Saye Tennis and Bowls	North West	1	Yes	Macadam	Poor
193	Much Wenlock Leisure Centre (William Brookes School)	South East	4	Yes	Macadam	Good
202	Norton in Hales Community Sports Club	North East	2	No	Grass	Poor
206	Oldbury Wells School	South	4	No	Macadam	Poor
211	Oswestry School	North West	6	Yes	Artificial <sup>74</sup>	Good
212	Oswestry Tennis Club	North West	2	Yes	Macadam	Standard
212	Oswestry Tennis Club	North West	2 <sup>75</sup>	Yes	Macadam	Standard
222	Prestfelde Preparatory School	Central	3	No	Macadam	Good
224	Priorslee Road	South East	3	Yes	Macadam	Good

<sup>74</sup> Tennis courts are overmarked onto a full size floodlit hockey suitable AGP.

<sup>75</sup> Dedicated mini tennis courts

## SHROPSHIRE COUNCIL

### PLAYING PITCH & OUTDOOR SPORTS STRATEGY

Site ID	Site name	Analysis area	No. of courts	Floodlit?	Court type	Non tech quality
233	Roman Road Sports Centre (Meole Brace School)	Central	4	Yes	Macadam	Poor
238	Severn Centre	South	3	Yes	Macadam	Standard
251	Shrewsbury Lawn Tennis Club	Central	5	Yes	Macadam	Good
251	Shrewsbury Lawn Tennis Club	Central	6	No	Grass	Standard
255	Shrewsbury Sports Village	Central	4	Yes	Macadam	Standard
258	Silks Meadow Recreation Ground	Central	2	No	Grass	Poor
267	St Martins School	North West	2	No	Macadam	Poor
274	St. Michaels Street Recreation Ground	Central	1	No	Grass	Standard
276	Stanley Parker Playing Fields	Central	1	Yes	Macadam	Good
287	The Grove School	North East	3	No	Macadam	Poor
298	The Shrewsbury Club	Central	2	No	Clay	Standard
298	The Shrewsbury Club	Central	4	Yes	Macadam	Good
302	Tilstock Tennis & Bowls Club	North East	2	Yes	Grass	Standard
303	Town Walls Tennis Club	Central	3	Yes	Macadam	Good
312	Wem Recreation Ground	North East	1	No	Macadam	Standard
312	Wem Recreation Ground	North East	3	Yes	Macadam	Standard
321	Whitchurch Sports & Leisure Centre / Sir John Talbot's School	North East	4	No	Macadam	Good
328	Wollerton Tennis Courts	North East	2	Yes	Artificial	Standard
329	Woodfield Tennis Club	Central	5	Yes	Macadam	Good
335	Woore Tennis Club	North East	2	Yes	Macadam	Good
337	Worthen Village Hall	South West	1	No	Macadam	Standard
366	Shrewsbury High School	Central	2	Yes	Artificial	Good

A potential solution for alleviating quality issues, particularly at open access local authority sites, is to explore using technology such as gate accessing system accompanied with online booking systems. Installation of these technologies would create a seamless customer experience whilst enabling the promotion of the courts. In addition, this would allow for usage to be tracked whilst generating revenue to contribute to a sinking fund for refurbishments. Such an approach is known as Clubspark, which is further explored later on within this section of the report.

#### ***Ancillary provision***

The ancillary facilities servicing the tennis clubs in Shropshire is mixed; with Albrighton, Church Stretton, Cound, Criftins, Hinstock, Llanymynech, Longden and Market Drayton tennis clubs noting that changing facilities at their respective sites are of poor quality.

Church Stretton TC reports carparking, changing facilities and kitchen/toilets all need to be improved at Church Stretton Park Playing Fields as they are extremely basic.

## SHROPSHIRE COUNCIL

### PLAYING PITCH & OUTDOOR SPORTS STRATEGY

In comparison, Cound TC indicates the clubhouse that services the courts at Cound Tennis Club is dated and in need of modernisation noting issues will arise such as rodents accessing the building and general signs wear and tear.

Criftins TC and Llanmynech TC aspire to improve the quality of their clubhouses however indicate they have been limited by funding options.

Hinstock TC currently only has access to a portacabin for ancillary provision at Hinstock Recreation Ground. It has applied for funding from Hinstock Parish Council in connection with potential section 106/Sil monies from a local housing development in order to create a pavilion however the Parish Council is yet to take action.

Longden TC has long term plans to develop its clubhouse however it does not indicate a specific timeframe or funding plan on how it will accomplish these improvements.

As mentioned earlier, Market Drayton TC reports Greenfields Sports Ground has been identified in the Neighbourhood Local Plan for potential housing development. The Club has therefore restricted investing into its ancillary provision as it is presently unknown when or if it will relocate. Due to the lack of investment the provision has become poor quality.

Apart from the aforementioned, no other clubs indicate an issue with the quality of the ancillary provision they access at their home venue.

For non-club courts, the ancillary provision is generally considered to be problematic. Often, the facilities predominately service football and cricket pitch users and therefore are not readily available or suited to tennis court users. Insight from the LTA indicates good quality ancillary facilities such as toilets, changing rooms and cafes, encourage players to visit community available provision and stay for extended periods of time. Therefore, a potential way to increase usage of such provision would be to invest and sustain suitable ancillary amenities.

### 8.3: Demand

There are 30 tennis clubs in Shropshire, of the clubs which responded to consultation, there is a combined membership equating to 8,489 members.

Please note memberships figures have been provided by Tennis Shropshire and are accurate to the ending 2019.

*Table 8.8: Summary of club membership*

Name of club	Analysis area	Place Plan	Site ID	Site name	Membership
Albrighton TC	South East	Albrighton	7	Albrighton Cricket Club	147
Alveley TC	South East	Bridgnorth	10	Alveley Recreation Ground	44
Baschurch TC	Central	Shrewsbury	20	Baschurch Tennis Club	293
Bishops Castle TC	South West	Bishop's Castle	33	Bishops Castle Tennis Club	171
Bridgnorth TC	South East	Bridgnorth	42	Bridgnorth Lawn Tennis Club	443
Broseley TC	South East	Broseley	48	Broseley Tennis Club	275
Church Stretton TC	South West	Church Stretton	70	Church Stretton Park Playing Field	128
Claverley TC	South East	Bridgnorth	73	Claverley Tennis Club	218

## SHROPSHIRE COUNCIL PLAYING PITCH & OUTDOOR SPORTS STRATEGY

Name of club	Analysis area	Place Plan	Site ID	Site name	Membership
Cound TC	Central	Shrewsbury	95	Cound Tennis Club	239
Criftins TC	North West	Ellesmere	99	Criftins Village Hall and Playing Field	176
Hinstock TC	North East	Market Drayton	135	Hinstock Recreation Ground	100
Hollies TC	North East	Whitchurch	139	Hollies Tennis Club	239
Llanymynech TC	North West	Oswestry	156	Llanymynech Village Hall	28
Longden TC	Central	Shrewsbury	108	Douglas Swire Memorial Hall	164
Ludlow Castle TC	South	Ludlow	163	Ludlow Tennis and Bowls Club	424
Market Drayton TC	North East	Market Drayton	123	Greenfields Sports Ground	183
Norton in Hales TC	North East	Market Drayton	202	Norton in Hales Community Sports Club	75
Oswestry TC	North West	Oswestry	212	Oswestry Tennis Club	122
Oswestry Team Tennis	North West	Oswestry	56	Cae Glass Park	527
Shifnal TC	South East	Shifnal	140	Idsall Sports Centre	445
Shrewsbury LTC	Central	Shrewsbury	251	Shrewsbury Lawn Tennis Club	411
The Shrewsbury Club	Central	Shrewsbury	298	The Shrewsbury Club	1,991
Tilstock TC	North East	Whitchurch	302	Tilstock Tennis & Bowls Club	102
Town Walls TC	Central	Shrewsbury	303	Town Walls Tennis Club	212
Wem TC	North East	Wem	312	Wem Recreation Ground	287
Wollerton TC	North East	Market Drayton	328	Wollerton Tennis Courts	45
Woodfield TC	Central	Shrewsbury	329	Woodfield Tennis Club	390
Woore TC	North East	Market Drayton	335	Woore Tennis Club	393
Worfield TC	South East	Bridgnorth	104	Davenport Park	207
Worthen TC	South West	Bishop's Castle	337	Worthen Village Hall	10
<b>Total</b>					<b>8,489</b>

Most demand (44%) is located in the Central Analysis Area with 3,700 members. This is then followed by the South East with 1,779 members, the North East with 1,424 members, the North West with 853 members, the South with 424 members and finally 309 members in the South West Analysis Area.

### **Participation trends**

The table overleaf identifies participation trends over the previous five years for both senior and junior membership for clubs that responded to consultation.

*Table 8.9: Summary of club participation trends*

## SHROPSHIRE COUNCIL PLAYING PITCH & OUTDOOR SPORTS STRATEGY

State of senior members in the previous five years		
Increased	Stayed the same	Decreased
Broseley TC Cound TC Ludlow Castle TC Market Drayton TC The Shrewsbury Club Town Walls TC	Bishops Castle TC Claverley TC Hinstock TC Hollies TC Norton in Hales Oswestry TC Shifnal TC Shrewsbury LTC Tilstock TC	Albrighton TC Church Stretton TC Criftins TC Llanymynech TC Longden TC Wollerton TC Worfield TC
State of junior members in the previous five years		
Increased	Stayed the same	Decreased
Albrighton TC Cound TC Ludlow Castle TC Market Drayton TC Oswestry TC The Shrewsbury Club Town Walls TC Worfield TC	Bishops Castle TC Broseley TC Claverley TC Hollies TC Longden TC Norton in Hales Shifnal TC Shrewsbury LTC Wollerton TC	Church Stretton TC Criftins TC Hinstock TC Llanymynech TC Tilstock TC

The majority of clubs indicate their membership at a junior and senior level has remained static or increased within the last five years. Only three clubs, Church Stretton TC, Criftins TC and Llanymynech TC, report an overall decrease within the same time period.

### ***Latent demand***

Latent demand refers to potential demand; individuals who would like to participate within the sport but do not do so. This can be for a variety of reasons including a lack provision or appropriate facilities.

Sport England's Market Segmentation Tool enables an analysis of 'the percentage of adults that would like to participate in tennis within Shropshire but are not currently doing so'. The tool identifies latent demand of 5,426 people, 870 (15%) of which are within the segment 'Tim – settling down males'.

Latent demand across Shropshire is moderate compared to current levels of active participation. This suggests that there is a large body of players that would like to play if a number of barriers were addressed. LTA insight suggests that 18% of the five million players that pick up a racket nationally each year would play more often if key barriers such as poor promotion of opportunities to get on court, unclear booking journeys (especially those that are 'off line') and low quality facilities were addressed. Therefore, there is a potential opportunity to work with the Council to address these barriers at council operated sites, whilst also bettering understanding of court usage at these sites.

In addition to the above, four of the tennis clubs in Shropshire that responded to consultation requests report latent demand. Market Drayton TC, Cound TC, Hinstock TC and Church Stretton TC all suggest that if they have access to better quality ancillary and court provision they would all be able to increase participation at their clubs.

## SHROPSHIRE COUNCIL PLAYING PITCH & OUTDOOR SPORTS STRATEGY

### **Future demand**

Of the clubs which responded to consultation, 15 indicate plans to increase membership, equating to an additional 215 junior and 258 senior members.

*Table 8.10: Potential future demand identified by clubs*

Club	Senior future demand	Junior future demand	Total future demand
Albrighton TC	10	20	30
Bishops Castle TC	6	6	12
Claverley TC	30	15	45
Cound TC	10	10	20
Criftins TC	5	5	10
Hinstock TC	2	4	6
Hollies TC	50	50	100
Longden TC	5	10	15
Ludlow Castle TC	10	10	20
Market Drayton TC	20	20	40
Shifnal TC	10	10	20
Shrewsbury LTC	40	30	70
Tilstock TC	10	10	20
Town Walls TC	10	15	25
Worfield TC	40	-	40
<b>Total</b>	<b>258</b>	<b>215</b>	<b>473</b>

Broseley TC and Woore TC also report aspirations to increase their participation, however, they do not quantify a specific amount.

Oswestry, Llanmynech and Wollerton tennis clubs indicate no plans to increase membership, with focus instead on sustaining current numbers.

### **Tennis Shropshire**

Tennis Shropshire is the county arm of the LTA that works locally across the Authority to increase tennis participation. It works in cohesion with clubs to offer people different avenues and run programmes to engage in the sport including junior, disability, recreational and competitive demand.

It reports many clubs across Shropshire also feed into local schools which does not only affect the club and children but also affect the many coaches who are employed to deliver these sessions. This incurs additional costs and creates a high demand for relevant individuals

It indicates tennis in Shropshire is vibrant as a result of the proactivity of volunteers whose time and effort goes into growing the game. This has led Shropshire perform well in comparison to surrounding authorities. This hard work has resulted in Shropshire being awarded an ATP Ladies Tournament for the second year running, which outside of Wimbledon, Edgbaston and Eastbourne tournaments, is the largest competition being held in the UK. The event is held at The Shrewsbury Club. In addition to this the Club also plays host to a Mens International Tournament which has been held in Shropshire for over the past ten years. It indicates this success is down to the support of volunteers from across the Shropshire Tennis Club network and local schools who provide the Ball Crew for these events.

# SHROPSHIRE COUNCIL

## PLAYING PITCH & OUTDOOR SPORTS STRATEGY

---

### ***Parks tennis***

Parks tennis leagues are less formal in comparison to established club play, offering greater flexibility and an opportunity for all abilities to engage in competition at local venues. The leagues are run by Local Tennis Leagues which affiliates to the LTA and are available to all aged 18 years and above, with administration and support based online. Players are organised into mixed sex leagues of eight based on similar ability levels, with matches arranged between the two players at whatever time and court is agreed. The flexibility of play is conducive to the use of park sites which are typically more easily accessible.

The LTA reports that it has capacity to explore the opportunity of launching park tennis leagues with each individual local authority. Whilst not essential, park tennis leagues has been found to work well alongside an online booking system, enabling players to reserve their courts to ensure fixtures can regularly occur.

There is a parks tennis league set-up in Shropshire which uses the courts located at the following sites: Monkmoor Outdoor Recreation Centre, Saints Recreation Ground, Shrewsbury Sports Village, Silk Meadow Recreation Ground and St Michaels Street Recreation Ground.

### ***Tennis for Kids<sup>76</sup>***

Tennis for Kids is a six week coaching offer for children that have never played tennis before and is identified as a priority by the LTA. For £29.99, kids get six weeks coaching by an LTA Accredited coach, along with a free racket, pack of balls and personalised t-shirt so that they can continue playing. To date nearly 25,000 kids have participated in the Tennis for Kids programme this year.

Sessions are held at Monkmoor Outdoor Recreation Centre every Saturday for children aged four to seven (13:30 to 14:30) and children aged eight to eleven (14:30 to 15:30).

### ***Tennis for Free<sup>77</sup>***

Tennis for Free is a community sports charity that work in partnership with the LTA. The charity delivers free, fully inclusive weekly coaching sessions for all ages and abilities in local communities across the UK, especially those in low income areas. Tennis For Free offer a package for local authorities and court operators that includes financial support for local LTA Accredited coaches to deliver the sessions, tennis equipment for attendees and coaches and promotional support. Sessions are typically delivered across three courts, although the charity have recently launched 'Tennis for Free Lite', to unlock the large number of two court community venues that could benefit from the offer. Through its offer it aims to:

- ◆ Reinvigorate under-used public facilities
- ◆ Make tennis a sport for all
- ◆ Make tennis more financially accessible in the UK
- ◆ Improve the physical and mental wellbeing of local communities through tennis.

There are currently no Tennis for Free programmes operating in Shropshire, with the nearest programmes running from Mary Stevens Park (Stourbridge) in the Metropolitan Borough of Dudley.

---

<sup>76</sup> <https://clubspark.lta.org.uk/tennisforkids>

<sup>77</sup> <https://www.tennisforfree.com/index.php>

#### ***British Tennis Weekend<sup>78</sup>***

The British Tennis Weekend is an LTA initiative which all registered venues can access. Clubs have the ability to sign up to host open days, which are free of charge, and create a relaxed and welcoming environment for those new to tennis to participate. This in turn can potentially lead to the clubs attracting new members.

The LTA hosts two dedicated weekends a year which are the UK's biggest public tennis events. Furthermore, venues are able to run additional events outside these dates and will benefit from their events being promoted on the national LTA campaign website. All clubs running an open day are asked to promote a follow on offer to all attendees, such as a reduced rate introductory membership or a number of free coaching sessions, to encourage people to continue playing after the event.

Baschurch TC is the only club currently within Shropshire that is actively involved in the initiative.

#### ***Informal tennis***

It is considered that all community available courts in Shropshire that are not accessed by clubs have spare capacity for a growth in demand, although this is difficult to quantify as use is not recorded at every site due to many being open access. It is generally considered that courts are at their busiest during summer months, with little activity taking place outside of this. The LTA have developed a package of support for LA to grow the use of park tennis courts by removing key barriers to participation. The three products are ClubSpark, Rally and Gate Access and can be used individually or in combination.

#### ***ClubSpark***

ClubSpark is a flexible and simple venue management platform with multiple products and applications to help venues, local authorities and coaches manage their sport. ClubSpark is a tool that is offered for free as part of LTA venue registration and allows administrators to manage all functions of their venue(s) including:

- ✦ Managed Website - create and manage a mobile friendly website tailored to LA/club requirements to promote events and activities.
- ✦ Managed Coaching – set up coaching lessons and courses online.
- ✦ Membership Management - improve membership engagement by making it easier for the venue and for members to pay, renew and keep in touch. Take online payments, manage direct debits and monitor revenue streams with ease. Membership modules can also be used to take 'Season Ticket' payments for venues operating a non-traditional annual facility fee. 'Season Tickets' can be configured to allow court bookings to be made for free or at a reduced rate by players who hold one, whilst still allowing non-holders to book.
- ✦ Organise Payments - Set the way you want payments to be taken, whether it's immediate pay and play, or bookable as part of a membership package
- ✦ Court Bookings – Reduced admin for managing bookings. Give staff, coaches, members and the general public access to book and pay for courts, classes or other resources online.
- ✦ Scheduling - Set unique booking and price rules to suit your venue. Enable lights to switch on/off automatically when linked to the LTA Premium Gate Access system.
- ✦ Book and Pay remotely - Customers can make bookings and payments for a venue anytime, anywhere via the real-time booking app.

---

<sup>78</sup> [www.lta.org.uk/gbtw](http://www.lta.org.uk/gbtw).

## SHROPSHIRE COUNCIL

### PLAYING PITCH & OUTDOOR SPORTS STRATEGY

---

- ◀ Reporting - ClubSpark allows administrators to view reports highlighting income, court usage, revenue and number of members and season ticket holders. This allows for identification of trends and patterns and evidence to demonstrate participation levels and impact.

#### *RALLY*

Rally is an aggregator that collects all booking and coaching information via partner venues ClubSpark pages and displays it for participants in one easy to view page. Rally allows players to search for venues close to them, and provides booking options, removing the barriers of not knowing where courts are or how to book. Rally provides a helpful customer journey, with a personal profile to review and manage bookings, and helpful reminders. Courts can be set to book for free of charge or at a fee agreed by the LA.

#### *Gate Access*

The LTA have developed three Gate Access systems that work in association with ClubSpark, to secure your courts and to allow access to booked customers only. Members of the public can book a court online (making payment if required) and will receive a four digit access code via email, to enter using the courtside keypad. The system will allow entry for the time booked if a correct code is entered.

Nationally the LTA have reported that in the last three years sites with gate access installed have attracted 64,841 unique players to make bookings, leading to 609,671 courts being booked, and has generated £1.1m of income.

There are three gate options available Smart Access Premium, Smart Access Lite and Solar Access. The demands and needs of users plus the setup of the venue will determined the most appropriate system for each site.

#### *Pay and play*

All clubs are asked to provide information in regard to whether their courts are available for pay and play when they register with the LTA. Using this, in Shropshire, Baschurch, Bishop's Castle, Bridgnorth, Broseley, Church Stretton, Claverley, Hinstock, Hollies, Ludlow Castle, Shifnal, Wem, Woodfield tennis clubs offer pay and play.

This is featured on the LTA's Find a Court Tool, typically used by non-club members to identify local opportunities to play. The LTA strongly encourage tennis clubs to ensure that this information is kept up to date.

It should be noted that clubs which offer pay and play tennis can generate additional income and usage of courts, as well as helping them attract potential future members.

#### **8.4: Supply and demand analysis**

The LTA suggests that a non-floodlit hard court can accommodate 40 members whereas a floodlit hard court can accommodate 60 members. For air domed courts, membership of 100 is considered applicable and permanent indoor courts can accommodate 200 members. It should be noted that the abovementioned figures relate to LTA viability guidelines for clubs and are not the maximum capacity. The figure relates to what most clubs, based on the level of provision, would find sustainable. As grass courts are only available for 12 weeks of the year they are not included in membership numbers.

## SHROPSHIRE COUNCIL

### PLAYING PITCH & OUTDOOR SPORTS STRATEGY

---

However, analysing tennis across Shropshire in such a manner may give an inaccurate representation of supply and demand due to its geographical size and rurality. Many courts, although not at capacity regularly service demand from local community in Parish and Town councils and provide a crucial way for people in rural areas to remain active.

Clubs are considered viable as long as they have the appropriate levels of membership to sustain their courts and accompanying ancillary facilities. Therefore, clubs that have lower levels of participation in comparison to the remaining clubs within the Authority may have issues maintaining their provision.

Several clubs in Shropshire aspire to improve their ancillary offering, and therefore, achieving this will likely be the most beneficial action to tennis. Further to this, improving the quality of and accessibility to existing tennis, which are not good quality, will likely improve the capacity for provision to accommodate increase levels of demand. In particular, clubs that are going to be impacted by housing growth should be acknowledged as demand at these clubs will likely increase. This will be examined in greater detail in the proceeding Strategy & Action Plan.

All remaining publicly available non-club courts are deemed to have spare capacity. When this is accompanied by the substantial amount of expressed latent demand there is a clear need to actualise further usage of these courts. As such, the focus should be on improving quality, both in terms of the courts and the accompanying ancillary facilities, as well as providing a smoother booking system for potential users. Initiatives such as Tennis for Kids, Tennis for Free and the Great British Tennis Weekend can also be used at such sites to encourage the increase of tennis participation.

#### Tennis summary

- ◀ **Clubs are considered viable as long as they have the appropriate levels of membership to sustain their courts and accompanying ancillary facilities.**
- ◀ **Clubs should be assisted in improve their ancillary offering, and therefore, achieving this will likely be the most beneficial action to tennis. Further to this, improving the quality of and accessibility to existing tennis, which are not good quality, will likely improve the capacity for provision to accommodate increase levels of demand.**
- ◀ There are 285 tennis courts identified in Shropshire across 84 sites, with 205 of these being available for community use across 61 sites.
- ◀ Market Drayton TC reports Greenfields Sports Ground has been identified in the Neighbourhood Local Plan for potential housing development.
- ◀ In total two clubs, Criftins TC and Market Drayton TC, report a potential issue with onsite tenure with all remaining clubs considering themselves to be secure at their home venue.
- ◀ In Shropshire, most clubs are serviced by some level of floodlit provision, with 73 floodlit courts existing across all club sites.
- ◀ Most community available courts in Shropshire have a macadam surface (72%). The estimated lifespan of a macadam court is ten years, depending on levels of use and maintenance levels.
- ◀ Following a non-technical assessment, of the 205 community available courts, 97 were assessed as good quality, 68 as standard quality and 40 as poor quality.
- ◀ The ancillary facilities servicing the tennis clubs in Shropshire is mixed; with Albrighton, Church Stretton, Cound, Criftins, Hinstock, Llanymynech, Longden and Market Drayton tennis clubs noting that changing facilities at their respective sites are of poor quality.
- ◀ There are 30 tennis clubs in Shropshire, of the clubs which responded to consultation, there is a combined membership equating to 8,489 members.
- ◀ Of the clubs which responded to consultation, 15 indicate plans to increase membership, equating to an additional 215 junior and 258 senior members.

### **PART 9: NETBALL COURTS**

#### **9.1: Introduction**

England Netball governs netball in England. Levels of participation are quickly increasing, with over 100,000 affiliated members and at least one million women and girls playing during a typical week. The NGBs aim is to provide its members and partners with the best possible service and experience in sport.

Nationally, netball activity takes place both indoors and outdoors. England Netball is currently working on delivering its new five-year plan, Your Game Your Way. Its mission is for netball to be played in a diverse range of ideal environments that inspire and enable participation, growth and world class performance. It is to achieve this mission through directing tailored programmes to each of its segments of participation.

#### ***Consultation***

There are ten clubs playing netball across Shropshire, in addition to ten netball leagues. However, only the Shropshire County Netball Summer League and Shrewsbury Summer Netball League are played outdoors, with all remaining leagues played indoors.

#### **9.2: Supply**

There are 95 outdoor macadam netball courts located across 31 sites in Shropshire, of which, 68 courts across 19 sites are available for community use.

The majority of all courts (78) are located at educational sites. Of these 78 courts only 51 are readily available for community use. The remaining educational courts (27) are unavailable for community use with the majority of these (18/ 27 or 67%) being poor quality.

This corresponds with consultation as schools state they do not allow their courts to be available for community use, state it is due to their quality, lack of floodlighting and lack of demand.

## SHROPSHIRE COUNCIL PLAYING PITCH & OUTDOOR SPORTS STRATEGY

Table 9.1: Netball courts in Shropshire

Analysis area	Place plan	Site Id	Site name	Management	Available for community use?	No. of courts	Floodlit?	Court type	Court quality
Central	Pontesbury & Minsterley	174	Mary Webb School and Science College	Education	No	2	No	Macadam	Poor
Central	Shrewsbury	3	Adcote School for Girls	Education	No	3	No	Macadam	Good
Central	Shrewsbury	27	Belvidere School	Education	No	2	No	Macadam	Poor
Central	Shrewsbury	91	Corbet School	Education	Yes	3	No	Macadam	Standard
Central	Shrewsbury	120	The Grange Sports Centre	Education	Yes	3	No	Macadam	Standard
Central	Shrewsbury	222	Prestfelde Preparatory School	Education	Yes	2	No	Macadam	Good
Central	Shrewsbury	247	Shrewsbury Academy	Education	No	2	No	Macadam	Standard
Central	Shrewsbury	253	Shrewsbury School	Education	Yes	3	No	Macadam	Good
Central	Shrewsbury	255	Shrewsbury Sports Village	Council	Yes	4	Yes	Macadam	Standard
Central	Shrewsbury	295	The Priory School	Education	Yes	3	No	Macadam	Standard
North East	Market Drayton	135	Hinstock Recreation Ground	Parish Council	Yes	2	Yes	Macadam	Poor
North East	Market Drayton	287	The Grove School	Education	Yes	4	No	Macadam	Poor
North East	Wem	301	Thomas Adams Sports Centre	Education	Yes	4	No	Macadam	Poor
North East	Whitchurch	321	Whitchurch Sports & Leisure Centre / Sir John Talbot's School	Education	Yes	4	No	Macadam	Good
North West	Ellesmere	111	Ellesmere College	Education	Yes	6	Yes	Macadam	Poor
North West	Ellesmere	151	Lakelands Academy	Education	No	2	Yes	Macadam	Standard
North West	Oswestry	169	Marches School	Education	No	3	No	Macadam	Poor
North West	Oswestry	187	Moreton Hall School	Education	Yes	2	Yes	Macadam	Good
North West	Oswestry	187	Moreton Hall School	Education	Yes	2	No	Macadam	Good
North West	Oswestry	215	Packwood Haugh School	Education	No	2	Yes	Macadam	Poor
North West	Oswestry	267	St Martins School	Education	Yes	3	No	Macadam	Standard

## SHROPSHIRE COUNCIL PLAYING PITCH & OUTDOOR SPORTS STRATEGY

Analysis area	Place plan	Site Id	Site name	Management	Available for community use?	No. of courts	Floodlit?	Court type	Court quality
South	Cleobury Mortimer	184	Moffats School	Education	No	1	No	Macadam	Poor
South	Ludlow	164	Ludlow Church of England School	Education	No	2	Yes	Macadam	Standard
South	Ludlow	186	Moor Park School	Education	Yes	2	Yes	Macadam	Standard
South East	Bridgnorth	41	Bridgnorth Endowed School	Education	Yes	8	No	Macadam	Poor
South East	Bridgnorth	206	Oldbury Wells School	Education	Yes	2	No	Macadam	Poor
South East	Much Wenlock	193	Much Wenlock Leisure Centre (William Brookes School)	Town Council	Yes	4	Yes	Macadam	Good
South East	Shifnal	140	Idsall Sports Centre / Idsall School	Council	Yes	6	Yes	Artificial	Standard
South West	Bishop's Castle	24	Bedstone College	Education	No	2	No	Macadam	Poor
South West	Bishop's Castle	86	Community College Bishops Castle	Education	No	2	No	Macadam	Poor
South West	Church Stretton	71	Church Stretton School	Education	No	4	No	Macadam	Poor
South West	Craven Arms	85	Community Arts Sports Craven Arms	Community organisation	Yes	1	No	Macadam	Standard

## SHROPSHIRE COUNCIL PLAYING PITCH & OUTDOOR SPORTS STRATEGY

### **Quality**

As seen in the table above, 20 (21%) courts are assessed as good quality, 31 (33%) as standard quality and 44 (46%) as poor quality.

Despite being assessed as standard quality, the artificial courts at Idsall Sports Centre are reported to be in need of resurfacing. Matches have also been cancelled or postponed on site due to issues with floodlighting.

Furthermore, the six courts at Ellesmere College are in poor condition and in need of new posts. England Netball indicates that the improvement of these courts and providing new posts at the College is a priority for Netball in Shropshire.

As mentioned earlier most community available provision is located at education sites (51 courts). The remaining community available provision are location at council sites (16 courts) or community organisation (One court). Please note council sites include Shropshire Council and Parish/Town Councils managed sites.

### **Over marking**

Whilst it does help with usage levels and sustainability, an issue for netball nationally is that most of its courts are dual use tennis courts. This limits accessibility (especially during the summer when tennis nets are often permanently in place) and also impacts on quality due to higher levels of wear and tear. In Shropshire, all netball courts are overmarked for tennis.

### **Court type**

The majority of netball courts in Shropshire (94%) have a macadam surface. The estimated lifespan of a macadam court is ten years, depending on levels of use and maintenance levels. To ensure courts can continue to be used beyond this time frame, it is recommended that a sinking fund is put into place for eventual refurbishment.

The remaining courts are the artificial courts located at Idsall Sports Centre. Such provision generally allows for greater levels of access, especially during inclement weather spells, as well as requiring less frequent maintenance. Nevertheless, the cost of resurfacing the courts is more expensive despite the lifespan being similar.

### **9.3: Demand**

In Shropshire, only the Shropshire County Netball Summer League and Shrewsbury Summer Netball League are known to currently play on outdoor netball courts. All remaining clubs and leagues are based indoors.

*Table 9.2: Shropshire's Netball League Comments*

League	Comments
Shropshire County Netball Summer League	Based at Idsall Sports Centre, the Shropshire County Netball Summer League is an adult netball league consisting of four divisions of ten teams.
Shrewsbury Summer Netball League	The Shrewsbury Summer Netball League is based at Grange Sports Centre (Shrewsbury Academy). The League began in 2014 with 24 teams across four divisions and has grown to a total of 27 teams across three divisions.

## SHROPSHIRE COUNCIL

### PLAYING PITCH & OUTDOOR SPORTS STRATEGY

---

England Netball states that there is a need for outdoor netball courts to be provided at Lilleshall National Sports & Conferencing Centre in order to increase participation. The Lilleshall Winter Netball League and Back to Netball sessions are based on indoor courts at the site. A community use consultation group has already been formed to help progress this.

#### ***Back 2 Netball, Walking Netball and Netball Now***

Back 2 Netball sessions are running across England and provides women of all ages a welcoming re-introduction to the sport. Sessions cover the basics of the game including passing, footwork and shooting and finish with a friendly game. Since its creation in 2010, over 60,000 women have taken part. In Shropshire, Stretton Scarlets NC run a Back 2 Netball session at Church Stretton Leisure Centre on Tuesday nights whilst a session also operates at Sir John Talbot Leisure Centre on Friday evenings.

Walking netball has evolved from a growing demand of walking sports e.g. walking football. Walking netball is a slower version of the game. It has been designed so that anyone can play regardless of age and fitness level and therefore offers opportunities for older adults to participate and enjoy. There are no known walking netball sessions taking place in Shropshire, although one session does take place indoors in the neighbouring authority of Telford and Wrekin on Monday evenings at Phoenix Sports and Leisure Centre.

Netball Now is a simple, straight forward way to play netball as it is not coached, led by competition rules, regulations with scores not being recorded. It is a way for people to be able to socially play the sport for a nominal fee. There are no Netball Now sessions held in Shropshire, with the nearest session operating at Coalbrookdale & Ironbridge Church of England Primary School (Telford and Wrekin) on Thursday evenings on indoor courts.

#### **9.4: Supply and demand analysis**

In summary, there is enough outdoor netball provision in Shropshire to meet current demand therefore a priority should be placed on improving court quality and ensuring courts are retained and made available to the community where demand arises.

However, future demand has been identified to explore the feasibility of creating outdoor courts at Lilleshall Nation Sports & Conferencing Centre. England Netball states that there is a need for outdoor netball courts to be provided at the site in order to increase participation including groups that already are based at the sites such as The Lilleshall Winter Netball League.

Focus should also be on sites deemed to be a priority by England Netball, namely, Ellesmere College.

Consideration should also be given to increasing the amount of England Netball initiatives such as Back 2 Netball, Walking Netball and Netball Now taking place in Shropshire to further increase participation.

## SHROPSHIRE COUNCIL

### PLAYING PITCH & OUTDOOR SPORTS STRATEGY

---

#### Netball summary

- ◀ In summary, there is enough outdoor netball provision in Shropshire to meet current demand therefore a priority should be placed on improving court quality and ensuring courts remain, specifically at Idsall Sports Centre where the Shropshire County Netball Summer League is based.
- ◀ England Netball has identified Lilleshall National Sports & Conferencing Centre and Ellesmere College as key sites in the Authority for improvements, with new courts and quality improvements required respectively.
- ◀ There are 95 outdoor macadam netball courts located across 31 sites in Shropshire.
- ◀ In total, 20 (21%) courts are assessed as good quality, 31 (33%) as standard quality and 44 (46%) as poor quality.
- ◀ The majority of netball courts in Shropshire (94%) have a macadam surface. The only exception to this is the artificial courts at Idsall Sports Centre.
- ◀ In Shropshire, all sites are overmarked for tennis.
- ◀ There are two leagues across the Authority which generate demand for outdoor courts. Demand across the two leagues totals 67 teams.
- ◀ There are two Back 2 Netball sessions operating in Shropshire, taking place at Church Stretton Leisure Centre and Sir John Talbot Leisure Centre.

### **PART 10: OTHER SPORTS**

#### **10.1: American football**

The British American Football Association (BAFA) is the National Governing Body for the sport of American football in Great Britain and is responsible for all regulatory, competition, performance and development aspects of the game.

Shropshire Revolution is the only known American Football Club based in the Authority. The Club currently competes in the BAFA NFL NFC 1 South. Despite being based in Shropshire, all of the club's demand is exported outside of the authority, with training taking place indoors on Sunday mornings at the Telford College Superdome (Telford and Wrekin) whilst matches are played at Oakengates Leisure Centre (Telford and Wrekin). The Club is happy with this arrangement and is not known to have ambition to return its demand to Shropshire.

With demand for American Football likely to be limited in Shropshire, it is considered that Shropshire Revolution can accommodate all demand for the sport across the Authority.

#### **10.2: Rugby league**

The Rugby Football League (RFL) is the governing body for rugby league in Britain and Ireland. It administers the England national rugby league team, the Challenge Cup, Super League and the Championships which form the professional and semi-professional structure of the game structure in the UK. The RFL also administers the amateur and junior game across the country in association with the British Amateur Rugby League Association (BARLA).

There is no known rugby league club based in Shropshire, although Telford Raiders are based in the neighbouring authority of Telford and Wrekin. The Club fields one senior team and three junior teams as well as two primary minis groups. The senior and junior teams play and train at Phoenix Leisure Centre (Telford and Wrekin). Its mini section is also based at Phoenix Leisure Centre but competes in Tag Rugby Festivals across the Authority. These festivals have previously been held at London Road Sports Centre in Shropshire so there is some presence of the sport in Shropshire.

Telford Raiders is considered able to accommodate all potential rugby league demand across Shropshire.

#### **10.3: Touch Rugby**

Touch Rugby (or commonly referred to as Touch) is a team sport that was derived from rugby union. The sport is played in several different formats without any standardised rules. Most formats do away with the physical aspects of the rugby, like scrums, rucks and mauls. England Touch is the governing body for Touch Rugby across England.

Telford Raiders operate Touch Rugby sessions from February to October on Monday nights at Phoenix Leisure Centre (Telford and Wrekin) on the 3G pitch. Whilst no touch rugby is known to take place in Shropshire, due to the close proximity of these sessions to the Authority, it is considered that Telford Raiders can accommodate all demand for the sport across Shropshire.

#### **10.4: Croquet**

The Croquet Association is the national governing body for the sport of croquet in England and Wales. The sport is continuing to grow in popularity with over 200 clubs now registered with the Croquet Association. A full-size croquet lawn measures 35 yards (32m) by 28 yards (26.6m).

Shrewsbury Croquet Club is the only identified croquet club operating in Shropshire. Founded in 1983, the Club is based at Monkmoor Recreation Centre where it accesses two croquet lawns. In 2012, the ground was levelled, and new lawns were laid. Therefore, the lawns on site are good quality. All competitive demand takes place on site, through inter club matches and internal competitions.

#### **10.5: Lacrosse**

Lacrosse is a fast-paced ball game with 12 players on each side, played over 60 minutes in two halves. A stick with a net (known as the pocket) is used to catch, pass and shoot the ball. England Lacrosse is the national governing body for grass roots and elite level lacrosse in England.

In 2013, an attempt was made to create a Lacrosse club in the Authority. Shropshire Lacrosse was due to be based at Moreton Hall School, but the Club never materialised. The only known demand for the sport takes place at School and County level, with no community Lacrosse identified across Shropshire.

### APPENDIX 1: SPORTING CONTEXT

The following section outlines a series of national, regional and local policies pertaining to the study and which will have an important influence on the Strategy.

#### National context

The provision of high quality and accessible community outdoor sports facilities at a local level is a key requirement for achieving the targets set out by the Government and Sport England. It is vital that this strategy is cognisant of and works towards these targets in addition to local priorities and plans.

#### ***Department of Media Culture and Sport Sporting Future: A New Strategy for an Active Nation (2015)***

The Government published its strategy for sport in December 2015. This strategy confirms the recognition and understanding that sport makes a positive difference through broader means and that it will help the sector to deliver five simple but fundamental outcomes: physical health, mental health, individual development, social and community development and economic development. In order to measure its success in producing outputs which accord with these aims it has also adopted a series of 23 performance indicators under nine key headings, as follows:

- ◀ More people taking part in sport and physical activity.
- ◀ More people volunteering in sport.
- ◀ More people experiencing live sport.
- ◀ Maximising international sporting success.
- ◀ Maximising domestic sporting success.
- ◀ A more productive sport sector.
- ◀ A more financially and organisationally sustainable sport sector.
- ◀ A more responsible sport sector.

#### ***Sport England: Towards an Active Nation (2016-2021)***

Sport England has recently released its new five year strategy 'Towards an Active Nation'. The aim is to target the 28% of people who do less than 30 minutes of exercise each week and will focus on the least active groups; typically women, the disabled and people from lower socio-economic backgrounds.

Sport England will invest up to £30m on a plan to increase the number of volunteers in grassroots sport. Emphasis will be on working with a larger range of partners with less money being directed towards National Governing Bodies.

The Strategy will help deliver against the five health, social and economic outcomes set out in the Government's Sporting Future strategy.

- ◀ Physical Wellbeing
- ◀ Mental Wellbeing
- ◀ Individual Development
- ◀ Social & Community Development
- ◀ Economic Development

### ***National Planning Policy Framework (2018)***

The National Planning Policy Framework (NPPF) sets out planning policies for England. It details how these changes are expected to be applied to the planning system. It also provides a framework for local people and their councils to produce distinct local and neighbourhood plans, reflecting the needs and priorities of local communities.

The NPPF states the purpose of the planning system is to contribute to the achievement of sustainable development. It identifies that the planning system needs to focus on three themes of sustainable development: economic, social and environmental. A presumption in favour of sustainable development is a key aspect for any plan-making and decision-taking processes. In relation to plan-making the NPPF sets out that Local Plans should meet objectively assessed needs.

The 'promoting healthy communities' theme identifies that planning policies should be based on robust and up-to-date assessments of the needs for open space, sports and recreation facilities and opportunities for new provision. Specific needs and quantitative or qualitative deficiencies or surpluses in local areas should also be identified. This information should be used to inform what provision is required in an area.

As a prerequisite, the NPPF states existing open space, sports and recreation buildings and land, including playing fields, should not be built on unless:

- ◀ An assessment has been undertaken, which has clearly shown that the open space, buildings or land is surplus to requirements.
- ◀ The loss resulting from the proposed development would be replaced by equivalent or better provision in terms of quantity and quality in a suitable location.
- ◀ The development is for alternative sports and recreational provision, the needs for which clearly outweigh the loss.

In order for planning policies to be 'sound' local authorities are required to carry out a robust assessment of need for open space, sport and recreation facilities.

### ***The FA National Football Facilities Strategy (2018-28)***

The Football Association's (FA) National Football Facilities Strategy (NFFS) provides a strategic framework that sets out key priorities and targets for the national game (i.e., football) over a ten-year period. The Strategy is presently in draft and is due for publication in 2018.

The Strategy sets out shared aims and objectives it aims to deliver on in conjunction with The Premier League, Sport England and the Government, to be delivered with support of the Football Foundation.

These stakeholders have clearly identified the aspirations for football to contribute directly to nationally important social and health priorities. Alongside this, the strategy is clear that traditional, affiliated football remains an important priority and a core component of the game, whilst recognising and supporting the more informal environments used for the community and recreational game.

Its vision is: *"Within 10 years we aim to deliver great football facilities, wherever they are needed"*

## SHROPSHIRE COUNCIL

### PLAYING PITCH & OUTDOOR SPORTS STRATEGY

---

£1.3 billion has been spent by football and Government since 2000 to enhance existing football facilities and build new ones. However, more is needed if football and Government's shared objectives for participation, individual well-being and community cohesion are to be achieved. Nationally, direct investment will be increased – initially to £69 million per annum from football and Government (a 15% increase on recent years).

The NFFS investment priorities can be broadly grouped into six areas, recognising the need to grow the game, support existing players and better understand the different football environments:

- ◀ **Improve 20,000 Natural Turf pitches**, with a focus on addressing drop off due to a poor playing experience;
- ◀ **Deliver 1,000 3G AGP 'equivalents'** (mix of full size and small sided provision, including MUGAs - small sided facilities are likely to have a key role in smaller / rural communities and encouraging multi-sport offers), enhancing the quality of playing experience and supporting a sustainable approach to grass roots provision;
- ◀ **Deliver 1,000 changing pavilions/clubhouses**, linked to multi-pitch or hub sites, supporting growth (particularly in women and girls football), sustainability and providing a facility infrastructure to underpin investment in coaching, officials and football development;  
**Support access to flexible indoor spaces**, including equipment and court markings, to support growth in futsal, walking football and to support the education and skills outcomes, exploiting opportunities for football to positively impact on personal and social outcomes for young people in particular;
- ◀ **Refurbish existing stock to maintain current provision**, recognising the need to address historic under-investment and issues with refurbishment of existing facilities;
- ◀ **Support testing of technology and innovation**, building on customer insight to deliver hubs for innovation, testing and development of the game.

#### *Local Football Facility Plans*

To support in delivery of the NFFS, The FA has commissioned a national project. Over the next two years to 2020, a Local Football Facility Plan (LFFP) will be produced for every local authority across England. Each plan will be unique to its area as well as being diverse in its representation, including currently underrepresented communities.

Identifying strategic priorities for football facilities across the formal, recreational and informal game, LFFPs will establish a ten-year vision for football facilities that aims to transform the playing pitch stock in a sustainable way. They will identify key projects to be delivered and act as an investment portfolio for projects that require funding. As such, around 90% of all will be identified via LFFPs. LFFPs will guide the allocation of 90% of national football investment (The FA, Premier League and DCMS) and forge stronger partnerships with local stakeholders to develop key sites. This, together with local match-funding will deliver over one billion pounds of investment into football facilities over the next 10-years.

It is important to recognise that a LFFP is an investment portfolio of priority projects for potential investment - it is not a detailed supply and demand analysis of all pitch provision in a local area. Therefore, it cannot be used as a replacement for a Playing Pitch Strategy (PPS) and it will not be accepted as an evidence base for site change of use or disposal.

A LFFP will; however, build on available/existing local evidence and strategic plans and may adopt relevant actions from a PPS and/or complement these with additional investment priorities.

## SHROPSHIRE COUNCIL PLAYING PITCH & OUTDOOR SPORTS STRATEGY

---

### ***The FA: National Game Strategy (2018-2021)***

The FA launched its new National Game Strategy in July 2018 which aims to inspire a life-long journey in football for all. To achieve this, the strategy will focus on five key aspects of the game:

- ◀ A high quality introduction to football
- ◀ Developing clubs and leagues
- ◀ Embrace all formats of football and engage all participants
- ◀ Recruit, develop and support the workforce
- ◀ Develop sustainable facilities

Through these five pillars, The FA's objectives are to:

- ◀ Increase the number of male affiliated and recreational players by 10%.
- ◀ Double the number of female affiliated and recreational players via a growth of 75%.
- ◀ Increase the number of disability affiliated and recreational players by 30%.
- ◀ Ensure affiliated Futsal is available across the country in order to increase the number of Futsal affiliated and recreational players.

The sustainable football facilities should provide support to an agreed portfolio of priority projects that meet National Football Facility Strategy (NFFS) investment priorities.

### ***England and Wales Cricket Board (ECB) Cricket Unleashed 5 Year Plan***

The England and Wales Cricket Board unveiled a new strategic five-year plan in 2016 (available at <http://www.cricketunleashed.com>). Its success will be measured by the number of people who play, follow or support the whole game.

The plan sets out five important headline elements and each of their key focuses, these are:

- ◀ **More Play** – make the game more accessible and inspire the next generation of players, coaches, officials and volunteers. Focus on:
  - Clubs and leagues
  - Kids
  - Communities
  - Casual
- ◀ **Great Teams** – deliver winning teams who inspire and excite through on-field performance and off-field behaviour. Focus on:
  - Pathway
  - Support
  - Elite Teams
  - England Teams
- ◀ **Inspired Fans** – put the fan at the heart of our game to improve and personalise the cricket experience for all. Focus on:
  - Fan focus
  - New audiences
  - Global stage
  - Broadcast and digital
- ◀ **Good Governance and Social Responsibility** – make decisions in the best interests of the game and use the power of cricket to make a positive difference. Focus on:
  - Integrity
  - Community programmes
  - Our environments

## SHROPSHIRE COUNCIL

### PLAYING PITCH & OUTDOOR SPORTS STRATEGY

---

- *One plan*
- ◀ **Strong Finance and Operations** – increase the game’s revenues, invest our resources wisely and administer responsibly to secure the growth of the game. Focus on:
  - *People*
  - *Revenue and reach*
  - *Insight*
  - *Operations*

#### ***The Rugby Football Union Strategic Plan (2017-2021)***

The RFU has released its new strategic vision for rugby in England. The strategy is based on four main elements which are; Protect, Engage, Grow and Win. It covers all elements of rugby union ranging from elite rugby to grassroots, although the general relevancy to the PPS is centred around growing the game.

The RFU exists to promote and develop rugby union in England and ensure the long-term sustainability of clubs by growing player numbers and retaining them across all age groups. Responding to wider market influences, work will continue on developing new ways to take part in all forms of the game, without comprising the sports traditions. This will ensure a lasting legacy from elite success by attracting new players and encouraging current male and female adult players to play.

The four key aims to ensure long term sustainability are to:

- ◀ Improve player transition from age grade to adult 15-a-side rugby
- ◀ Expand places to play through Artificial Grass Pitches (AGPs)
- ◀ Engage new communities in rugby
- ◀ Create a community 7's offering

#### ***England Hockey (EH) - A Nation Where Hockey Matters (2013-2017)***

EH have a clear vision, a powerful philosophy and five core objectives that all those who have a role in advancing Hockey can unite behind. With UK Sport and Sport England’s investment, and growing commercial revenues, EH are ambitious about how they can take the sport forward in Olympic cycles and beyond.

*“The vision is for England to be a ‘Nation Where Hockey Matters’. A nation where hockey is talked about at dinner tables, playgrounds and public houses, up and down the country. A nation where the sport is on the back pages of our newspapers, where children dream of scoring a goal for England’s senior hockey team, and where the performance stirs up emotion amongst the many, not the few”*

England Hockey aspires to deepen the passion of those who play, deliver and follow sport by providing the best possible environments and the best possible experiences. Whilst reaching out to new audiences by making the sport more visible, available and relevant and through the many advocates of hockey.

Underpinning all this is the infrastructure which makes the sport function. EH understand the importance of volunteers, coaches, officials, clubs and facilities. The more inspirational people can be, the more progressive Hockey can be and the more befitting the facilities can be, the more EH will achieve. The core objectives are as follows:

- ◀ Grow our Participation
- ◀ Deliver International Success

## SHROPSHIRE COUNCIL

### PLAYING PITCH & OUTDOOR SPORTS STRATEGY

---

- ◀ Increase our Visibility
- ◀ Enhance our Infrastructure
- ◀ Be a strong and respected Governing Body

England Hockey has a Capital Investment Programme (CIP), that is planned to lever £5.6 million investment into hockey facilities over the next four years, underpinned by £2m million from the National Governing Body. With over 500 pitches due for refurbishment in the next 4-8 years, there will be a large focus placed on these projects through this funding stream. The current level of pitches available for hockey is believed to be sufficient for the medium-term needs, however in some areas, pitches may not be in the right places in order to maximize playing opportunities.

#### ***‘The right pitches in the right places’<sup>79</sup>***

In 2012, EH released its facility guidance which is intended to assist organisations wishing to build or protect hockey pitches for hockey. It identifies that many existing hockey AGPs are nearing the end of their useful life as a result of the installation boom of the 90's. Significant investment is needed to update the playing stock and protect the sport against inappropriate surfaces for hockey as a result of the rising popularity of AGPs for a number of sports. EH is seeking to invest in, and endorse clubs and hockey providers which have a sound understanding of the following:

- ◀ Single System – clubs and providers which have a good understanding of the Single System and its principles and are appropriately placed to support the delivery.
- ◀ ClubsFirst accreditation – clubs with the accreditation are recognised as producing a safe effective and child friendly hockey environment.
- ◀ Sustainability – hockey providers and clubs will have an approved development plan in place showing their commitment to developing hockey, retaining members and providing an insight into longer term goals. They will also need to have secured appropriate tenure.

#### ***England Hockey Strategy***

EH's new Club Strategy will assist hockey clubs to retain more players and recruit new members to ultimately grow their club membership. EH will be focusing on participation growth through this strategy for the next two years. The EH Strategy is based on seven core themes. These are:

- 1 Having great leadership
- 2 Having Appropriate and Sustainable Facilities
- 3 Inspired and Effective People
- 4 Different Ways to Play
- 5 Staying Friendly, Social and Welcoming
- 6 Being Local with Strong Community Connections
- 7 Stretching and developing those who want it

---

<sup>79</sup>

<http://englandhockey.co.uk/page.asp?section=1143&sectionTitle=The+Right+Pitches+in+the+Right+Places>

## SHROPSHIRE COUNCIL

### PLAYING PITCH & OUTDOOR SPORTS STRATEGY

---

#### ***2015-2018 British Tennis Strategy***

The LTA is currently in the process of developing its new Strategy. However, this strategy is presented in a concise one page framework that includes key strategies relating to three participation "focus" areas, six participation "drivers" and three participation "enablers". To achieve success, the 12 strategy areas will need to work interdependently to stem the decline and unlock sustainable growth.

The three participation "focus" areas are where tennis is consumed:

- ◀ Deliver great service to clubs
- ◀ Build partnerships in the community, led by parks
- ◀ Enhance the tennis offer in education

The six participation "drivers" are the areas that will make the biggest difference where tennis is consumed. They must all be successful on a standalone and interconnected basis and include:

- ◀ Becoming more relevant to coaches
- ◀ Refocusing on recreational competition
- ◀ Providing results orientated facility investment
- ◀ Applying best in class marketing and promotion
- ◀ Jump starting the peak summer season
- ◀ Establishing a "no compromise" high performance programme with focus

The final layer is comprised of three participation "enablers" that underpin our ability to be successful. These enablers are rooted in how the LTA will get better; how the entire network of partners must be harnessed to work together and the need to raise more financial resources to fund our sport's turnaround. They include:















- ◀ Becoming a more effective and efficient LTA
- ◀ Harnessing the full resource network
- ◀ Generating new revenue

#### ***British Crown Green Bowling Association***













Please note there is no current facility guidance provided by British Crown Green Bowling Association responsible for crown green bowls in England.

<http://bcgba.org.uk/index.html>













APPENDIX 2: SPORT ENGLAND MARKET SEGMENTATION

	Segment name and description	Segment characteristics	Main age band	Socio eco group	1x30	% Eng- popn	Media and Communications	Key brands	Top sports (played at least once a month) and sporting behaviour
					3x30				
	<b>Ben</b> Competitive Male Urbanites  Also known as Josh, Luke, Adam, Matesuz, Kamil	Male, recent graduates, with a 'work-hard, play-hard' attitude. <i>Graduate professional, single.</i>	18-25	ABC1	69%	4.9%	Ben is a heavy internet user, using it for sports news, personal emails, social networking and buying films, games and tickets. He is highly responsive to internet advertising.		Ben is a very active type and takes part in sport on a regular basis. He is the sportiest of the 19 segments. Ben's top sports are football (33%), keep fit/ gym (24%), cycling (18%), athletics including running (15%) and swimming (13%).
					39%				
	<b>Jamie</b> Sports Team Lads  Also known as Ryan, Nathan, Ashley, Adeel, Pawel	Young blokes enjoying football, pints and pool. <i>Vocational student, single.</i>	18-25	C2DE	59%	5.4%	Jamie is a prolific mobile phone user and as uses this as a primary source of information. He likes to text rather than talk, and uses 3G for sports results and SMS text information services.		Jamie is a very active type that takes part in sport on a regular basis. Jamie's top sports are football (28%), keep fit and gym (22%), athletics including running (12%), cycling (12%) and swimming (10%).
					31%				
	<b>Chloe</b> Fitness Class Friends  Also known as Nisha, Sophie, Lauren, Charlotte, Lucy	Young image-conscious females keeping fit and trim. <i>Graduate professional, single.</i>	18-25	ABC1	56%	4.7%	Chloe is a heavy internet and mobile phone user. She uses her mobile to keep in contact with friends and family, preferring this to her landline. Chloe has a new 3G phone which provides internet access but is still likely to use text as her first source of information.		Chloe is an active type that takes part in sport on a regular basis. Chloe's top sports are keep fit/ gym (28%), swimming (24%), athletics including running (14%), cycling (11%) and equestrian (5%).
					23%				
	<b>Leanne</b> Supportive Singles  Also known as Hayley, Kerry, Danielle, Nisha, Saima	Young busy mums and their supportive college mates. <i>Student or PT vocational, Likely to have children.</i>	18-25	C2DE	42%	4.3%	Leanne is a light internet user and a heavy mobile phone user, using this instead of a landline to contact friends. She uses SMS text services and also entertainment features on her mobile. Leanne's mobile is likely to be pay-as-you-go and she responds to text adverts.		Leanne is the least active segment of her age group. Leanne's top sports are keep fit/ gym (23%), swimming (18%), athletics including running (9%), cycling (6%) and football (4%).
					17%				
	<b>Helena</b> Career Focused Female  Also known as Claire, Tamsin, Fiona, Sara, Joanne	Single professional women, enjoying life in the fast lane. <i>Full time professional, single.</i>	26-45	ABC1	53%	4.6%	Helena always has her mobile and PDA on hand so that she is contactable for work and social calls. She is a heavy internet user, but mainly from home, and uses this as her primary source of information.		Helena is a fairly active type that takes part in sport on a regular basis. Helena's top sports are keep fit/ gym (26%), swimming (22%), cycling (11%), athletics including running (9%), and equestrian (3%).
					19%				
	<b>Tim</b> Settling Down Males  Also known as Simon, Jonathan, Jeremy, Adrian, Marcus	Sporty male professionals, buying a house and settling down with partner. <i>Professional, may have children, married or single.</i>	26-45	ABC1	62%	8.8%	Tim's main source of information is the internet - he uses this for information on property, sports and managing his finances. He is a heavy mobile phone user and likes to access information 24/7. Tim will often buy things online and is relatively likely to use SMS text alerts and 3G services.		Tim is an active type that takes part in sport on a regular basis. Tim's top sports are cycling (21%), keep fit/ gym (20%), swimming (15%), football (13%) and golf (7%).
					27%				
	<b>Alison</b> Stay at Home Mums  Also known as Justine, Karen, Suzanne, Tamsin, Siobhan	Mums with a comfortable, but busy, lifestyle. <i>Stay-at-home mum, children, married.</i>	36-45	ABC1	55%	4.4%	Alison is a medium TV viewer and may have a digital package, but is unlikely to respond to TV advertising. She is a medium internet user and is unlikely to respond to internet advertising, but will use it as a source of information to aid her decision-making. She has a pay-as-you-go mobile for emergencies, but prefers to use her landline.		Alison is a fairly active segment with above average levels of participation in sport. Alison's top sports are: keep fit/ gym (27%), swimming (25%), cycling (12%), athletics including running (11%), and equestrian (3%).
					20%				

# SHROPSHIRE COUNCIL PLAYING PITCH & OUTDOOR SPORTS STRATEGY

	Segment name and description	Segment characteristics	Main age band	Socio eco group	1x30	% Eng- popn	Media and Communications	Key brands	Top sports (played at least once a month) and sporting behaviour
					3x30				
	<b>Jackie</b> Middle England Mums  Also known as Andrea, Cheryl, Deborah, Jane, Louise	Mums juggling work, family and finance. <i>Vocational job, may have children, married or single.</i>	36-45	C1C2D	47%	4.9%	Jackie is a medium TV viewer, enjoying soaps, chat shows and dramas, and has Freeview digital channels. She is a light and cautious internet user, but has been encouraged by her children's prolific usage and is becoming more confident herself.		Jackie has above average participation levels in sport, but is less active than other segments in her age group.  Jackie's top sports are keep fit/ gym (22%), swimming (20%), cycling (9%), athletics including running (6%), and badminton (2%).
					16%				
	<b>Kev</b> Pub League Team Mates  Also known as Lee, Craig, Steven, Tariq, Dariusz.	Blokes who enjoy pub league games and watching live sport. <i>Vocational job, may have children, married or single.</i>	36-45	DE	43%	5.9%	Kev is a heavy TV viewer, likely to have a digital or cable package for extra sports coverage. He is a heavy radio listener and is likely to favour local commercial stations. Kev uses his mobile phone for social reasons but will not respond to text advert.		Kev has above average levels of participation in sport.  Kev's top sports are keep fit/ gym (14%), football (12%), cycling (11%), swimming (10%) and athletics including running (6%).
					17%				
	<b>Paula</b> Stretched Single Mums  Also known as Donna, Gemma, Shelley, Tina, Tammy	Single mums with financial pressures, childcare issues and little time for pleasure. <i>Job seeker or part time low skilled worker, children, single.</i>	26-45	DE	36%	3.7%	Paula is a heavy TV viewer, enjoying quiz and chat shows, reality TV and soaps. She is likely to have a digital or cable package. Paula does not have internet access at home, and is a heavy mobile phone user, although this is likely to be pay-as-you-go.		Paula is not a very active type and her participation is lower than that of the general adult population.  Paula's top sports are keep fit/ gym (18%), swimming (17%), cycling (5%), athletics including running (4%) and football (3%).
					13%				
	<b>Philip</b> Comfortable Mid Life Male  Also known as Graham, Colin, Keith, Stuart, Clive	Mid-life professional, sporty males with older children and more time for themselves. <i>Full time job and owner occupied, children, married.</i>	46-55	ABC1	51%	8.7%	Philip is a medium TV viewer, likely to have digital and use interactive services for sports and business news. He is a heavy radio listener. Philip is comfortable purchasing over the phone and internet, but is unlikely to respond to SMS text alerts.		Philip's sporting activity levels are above the national average.  Philip's top sports are cycling (16%), keep fit/ gym (15%), swimming (12%), football (9%), and golf (8%).
					20%				
	<b>Elaine</b> Empty Nest Career Ladies  Also known as Carole, Sandra, Penelope, Julie, Jacqueline	Mid-life professionals who have more time for themselves since their children left home. <i>Full time job and owner occupied, married.</i>	46-55	ABC1	43%	6.1%	Elaine is a light TV viewer, loyal to mainstream terrestrial channels. Elaine is a medium radio listener, likely to prefer BBC Radio 2 or 4 and Classic FM. A moderate internet user, she browses news and lifestyle sites. Elaine reads broadsheets, such as the Daily Telegraph, and women's lifestyle magazines. She would not respond to sms text alerts, nor to cold-calling.		Elaine's sporting activity levels are similar to the national average.  Elaine's top sports are keep fit/ gym (21%), swimming (18%), cycling (7%), athletics including running (3%) and tennis (2%).
					12%				
	<b>Roger &amp; Joy</b> Early Retirement Couples  Also known as Melvyn, Barry, Geoffrey, Linda, Susan, Patricia	Free-time couples nearing the end of their careers. <i>Full-time job or retired, married.</i>	56-65	ABC1	38%	6.8%	Roger and Joy are medium TV viewers and heavy radio listeners. They regularly read the Times of Daily Telegraph, and a local paper. They have increased their use of the internet and may now have access to it at home.		Roger and Joy are slightly less active than the general population.  Roger and Joy's top sports are keep fit/ gym (13%), swimming (13%), cycling (8%), golf (6%), and angling (2%).
					10%				

# SHROPSHIRE COUNCIL PLAYING PITCH & OUTDOOR SPORTS STRATEGY

	Segment name and description	Segment characteristics	Main age band	Socio eco group	1x30	% Eng- popn	Media and Communications	Key brands	Top sports (played at least once a month) and sporting behaviour
					3x30				
	<b>Brenda</b> Older Working Women  Also known as Shirley, June, Maureen, Janet, Diane	Middle aged ladies, working to make ends meet. <i>Part-time job, married.</i>	46-65	C2DE	29%	4.9%	Brenda is a heavy TV viewer and is likely to respond to TV advertising. She is a medium radio listener, preferring local commercial stations. Brenda rarely has access to the internet, and is an infrequent mobile user. She enjoys reading the Mirror or the Sun.		Brenda is generally less active than the average adult.  Brenda's top sports are keep fit/ gym (15%), swimming (13%), cycling (4%), athletics including running (2%) and badminton (1%).
					8%				
	<b>Terry</b> Local 'Old Boys'  Also known as Derek, Brian, Malcolm, Raymond, Michael	Generally inactive older men, low income, little provision for retirement. <i>Job Seeker, married or single.</i>	56-65	DE	26%	3.7%	Terry is a high TV viewer, both at home and in the pub, particularly enjoying live sports coverage. He reads the tabloids on a daily basis. Terry does not use the internet, and does not feel he is missing out. He is unlikely to have a mobile phone.		Terry is generally less active than the average adult.  Terry's top sports are keep fit/ gym (8%), swimming (6%), cycling (6%), angling (4%), and golf (4%).
					9%				
	<b>Norma</b> Late Life Ladies  Also known as Pauline, Angela, Irene, Denise, Jean	Older ladies, recently retired with a basic income to enjoy their lifestyles. <i>Job seeker or retired, single.</i>	56-65	DE	23%	2.1%	Norma is a high TV viewer, enjoying quiz shows, chat shows, soaps and religious programmes. Most new technology has passed her by, having no internet access or mobile phone, but she uses her landline to call her family.		Norma is generally less active than the average adult.  Norma's top sports are keep fit/ gym (12%), swimming (10%), cycling (2%), bowls (1%) and martial arts/ combat (1%).
					6%				
	<b>Ralph &amp; Phyllis</b> Comfortable Retired Couples  Also known as Lionel, Arthur, Reginald, Beryl, Peggy, Marjorie	Retired couples, enjoying active and comfortable lifestyles. <i>Retired, married or single.</i>	66+	ABC1	28%	4.2%	Ralph and Phyllis are medium to light TV viewers, preferring to be out and about instead. They are unlikely to have access to the internet, although it is something they are considering. They read the newspaper daily: either the Daily Telegraph or Times.		Ralph and Phyllis are less active than the average adult, but sportier than other segments of the same age group.  Ralph and Phyllis' top sports are keep fit/ gym (10%), swimming (9%), golf (7%), bowls (4%), and cycling (4%).
					9%				
	<b>Frank</b> Twilight Years Gent  Also known as Roy, Harold, Stanley, Alfred, Percy	Retired men with some pension provision and limited exercise opportunities. <i>Retired, married or single</i>	66+	C1C2D	21%	4.0%	Frank is a heavy TV viewer and enjoys watching live sport and notices TV advertising, which he is influenced by. He does not use the internet and is nervous of computers. Frank reads a newspaper most days, either the Daily Mail or Express. He does not have a mobile phone.		Frank is generally much less active than the average adult.  Frank's top sports are golf (7%), keep fit/ gym (6%), bowls (6%), swimming (6%) and cycling (4%).
					9%				
	<b>Elsie &amp; Arnold</b> Retirement Home Singles  Also known as Doris, Ethel, Gladys, Stanley, Walter, Harold	Retired singles or widowers, predominantly female, living in sheltered accommodation. <i>Retired, widowed.</i>	66+	DE	17%	8.0%	Elsie and Arnold are heavy TV viewers, enjoying quiz shows, religious programmes and old films. They generally do not have access to the internet or use a mobile phone, and only use their landline to call family		Elsie and Arnold are much less active than the average adult.  Their top sports are keep fit/ gym (10%), swimming (7%), bowls (3%), golf (1%) and cycling (1 %).

## APPENDIX 3: NON TECHNICAL ASSESSMENT SHEETS

## Grass football pitch non-technical assessment sheet

Non Technical Visual Quality Assessment - Football									
Please complete one form per pitch									
Site reference:				Site Name:					
6 figure grid reference				Pitch ID(s):					
Number of football pitches on site:				Pitch size:	(Adult 11v11, Youth 11v11, 9v9, 7v7 Mini, 5v5, 7v7)				
Availability				Are any other pitches marked out over this pitch?					
				If yes, please indicate what pitches are overmarked? (i.e. one youth pitch is overmarked on a adult pitch) in Pitch Issues					
Weather at time of visit & date of visit									
Pitch Issues:									
Assessment Criteria (please rank each of the following aspects for each pitch with an 'X' in the coloured box to the right of the chosen answer)									
Element (Gathered via a non technical site assessment)		Rating				Guidance notes		Comments	
Playing surface									
Grass Cover	Good >80%		Adequate 60-80%		Poor <60%		Advice is to walk through the middle of the pitch		
Does the pitch meet The FA minimum size?	Yes - as per the FA recommended size		Within FA recommended guidelines		No		See size chart below for recommended dimensions		
Slope of pitch (gradient and cross fall)	Flat		Moderate		Severe				
Length of grass	Good		Too long		Too short		Good 30mm-50mm, Too long 51mm plus, Too short 29mm less		
Evenness of pitch	Good		Adequate		Poor				
Problem Areas: Evidence of dog fouling/glass/litter/vehicle tracks	None		Yes - some		Yes - lots				
Problem Areas: Evidence of unofficial use/damage to the surface	None		Yes - some		Yes - lots				
Problem Areas: Evidence of poor drainage	No evidence of standing water or poor drainage		Some evidence of poor drainage		Yes, poor drainage				
Maintenance programme (information from maintenance schedule/grounds team/club survey)									Section total
Grass cutting	Yes, as required		Yes, but not frequent enough		No				
Seeded	Yes, as required		Not known		No				
Aerated (per year)	Three or more times		Once/ twice		No				
Sand dressed	Within the last 12 months		Within the last 2 years		No				
Fertilised	Within the last 12 months		Within the last 2 years		No				
Weed killed	Within the last 12 months		Within the last 2 years		No				
									Section total
NB If none of this information is provided you should assume that only the grass is being cut and the rest of the maintenance items should be marked with the lowest score option.									
PITCH SCORE				0.0%	RATING		Poor		

Cricket pitch non-technical assessment sheet

Non Technical Visual Quality Assessment - Cricket

Please complete one form per pitch

Site reference		Site Name				
6 figure grid reference		No of Pitches:				
Pitch ID		No of wickets:	Natural		Non turf	
Weather at time of visit:						
Availability						
Community Use - used, Community Use - unused, No Community Use, Available but Unused						
General comments/observations						
*You will need a cricket ball and ruler to assess wicket quality as indicated						
Assessment Criteria (please rank each of the following aspects for each pitch with an 'X' in the coloured box to the right of the chosen answer).						
Element	Rating				Guidance notes	Site comments (use the guidance notes to help complete)
About the cricket outfield						
Grass coverage	Good	Acceptable	Poor		<80% falls below the ECB basic standard	
Length of grass	Good	Acceptable	Poor		Ideally 12mm - 25mm	
Evenness	Even		Uneven		Ball should run without deviation or ramp	
Evidence of Dog fouling/glass/stones/litter?	None	Yes	Immediate action required		May also wish to refer to user survey. If yes, refer to contractor/site manager	
Evidence of Unofficial use?	None	Yes	Immediate action required		e.g. informal, casual use, unbooked use, kids kickabout etc. May also wish to refer to user survey. If yes, refer to contractor/site	
Evidence of Damage to surface?	None	Yes	Immediate action required		e.g. from vermin/animals - rabbit, gulls and foxes etc may also wish to refer to user survey	
Artificial Wickets						section total
Is the wicket and surrounds married in	Yes	No			There should be no trip points	
Evenness of wicket	Even	Uneven			There should be no contours in surface levels	
Stump holes	Yes	No			Should be no wider than a standard cricket ball	
Moss or materials in the surface	Yes	No			There should be none	
Rips or surface lifting	Yes	No			If "yes" contact site manager	
Surface worn in high traffic areas - creases	Yes	No			If "yes" contact site manager	
Hardness - does the ball rebound when thrown straight down?	Yes	No				
Grass Wickets						section total
Presence of line markings	Yes	No				
Evidence of rolling	Yes	No			i.e. is wicket smooth and uniform	
Evidence of straight cut and height	Yes	No			3mm on match wicket/12mm rest of square	
Evidence of repair work on old wickets	Yes	No				
Grass coverage (square and wickets)	Yes	No			Scale: 80%+ = Yes, 80%> = No Please note that <80% falls below the ECB basic standard	
Hardness - does a cricket ball thrown straight down into the surface rebound/bounce?	Yes	No				
Changing/ Pavilion						section total
Umpires provision	Yes	No				
Toilets	Yes	No				
Hot/cold water	Yes	No				
Heating	Yes	No				
Condition of building	Good	Acceptable	Requires attention			
Non Turf Cricket Practice Nets						section total
Is the wicket and surrounds married in (no trip points)	Yes	No				
Evenness of wicket (no contours in surface levels)	Even	Uneven				
Stump holes (no wider than a standard cricket ball)	Yes	No				
Moss or materials in the surface (should be none)	Yes	No				
No rips or surface lifting	Yes	No				
Surface worn in high traffic areas - crease	Yes	No				
Hardness - does the ball rebound when thrown straight down	Yes	No				
Is the steel frame/ posts upright?	Yes	No			Ideally assessed with a spirit level but can be achieved by eye.	
Are steel cross members detached?	Yes	No				
Are all posts and net fixings in place?	Yes	No				
Can a ball pass through any part of the netting?	Yes	No				
Is appropriate safety/ supervisory signage present?	Yes	No				
Maximum score						section total
180	Scoring	Score	Percentage Score	Facility Present?	Potential Rating:	Poor
	Outfield	0	0%	No		
	Artificial Wickets	0	0%	No		
	Grass Wickets	0	0%	No		
	Changing/Pavilion	0	0%	No		
	Non Turf Practice	0	0%	No		
	Overall score	0	0%			

Rugby pitch non-technical assessment sheet

Non Technical Visual Quality Assessment - Rugby Union											
Please complete one form per pitch											
Site reference											
6 figure grid reference											
Date of assessment											
Number of pitches on site											
Availability											
Community Use - used, Community Use - unused, No Community Use, Available but Unused											
Weather at time of visit											
General comments/observations											
Assessment Criteria (please rank each of the following aspects for each pitch with an 'X' in the coloured box to the right of the chosen answer)											
Qualitative information (gathered on site)		Rating						Guidance notes		Comments	
Grass Coverage		Good		Adequate		Poor		>90% = good. <80% = poor			
Size of pitch		Acceptable (between recommended minimum and maximum sizes)		Flag for further investigation (below recommended minimum size)		Unacceptable (above maximum size)		Maximum size = width 70m, goal line to goal line 100m, in goal area 22m, run offs 5m where practical. Recommended minimum size = width 68m, goal line to goal line 94m, in goal area 6m, run offs 5m where practical.			
Length of grass		Too Long		Good		Too short		Too long = >75mm. Too short = <50mm			
Problem Areas: Evidence of glass/litter/vehicle tracks/dog fouling		None		Yes - some		Yes lots					
GOALPOSTS											
Are goalposts installed?		Yes		No							
Is there any obvious danger on posts?		Yes		No							
Are the posts stable in the ground?		Yes		No							
Is the crossbar fixed securely?		Yes		No							
Is there evidence of rust on the posts?		Yes		No							
ANCILLARY											
Is the pitch floodlit?		Yes		No							
Is there changing accommodation for the pitch?		Yes		No							
Is an appropriate level of car parking available?		Yes		No							
Pitch maintenance (information gathered via club survey/ pitch provider consultation) - refer to the guidance notes below											
Aerated (per year)		three or more times		twice		once		never			
Sand dressed (per year)		three or more times		twice		once		never			
Fertilised (per year)		three or more times		twice		once		never			
Weed killed (per year)		three or more times		twice		once		never			
Chain harrowed		every week		fortnightly		monthly		never			
Pitch Maintenance Score											
Drainage		Natural (inadequate) SCORE D0		Natural (adequate) SCORE D1		Pipe drained SCORE D2		Pipe and slit drained SCORE D3		Unknown SCORE D0	
Natural (adequate) = 3 or less training/match cancellations per season Natural (inadequate) = 4 or more training match cancellations per season *Based on a pipe drained system at 5m centres that has been installed in the previous eight years **Based on a slit drained system at 1m centres completed in the previous five years.											

Artificial grass pitches non-technical assessment (including third generation turf pitches)

Non Technical Visual Quality Assessment - Artifical grass pitches											
Site reference				Site Name							
6 figure grid reference				Pitch ID							
Number of AGPs on site				Pitch size		Full (i.e., 100m x 60m)				Half (i.e., 60m x 40m)	
Availability											
Community Use - used, Community Use - unused, No Community Use, Available but Unused											
Type of pitch		Long Pile 3G (65mm with shock pad)		Medium Pile 3G (55-60mm)		Short Pile 3G (40mm)					
		Sand Dressed		Sand Filled		Water based					
Assessment Criteria (please rank each of the following aspects for each pitch with an 'X' in the coloured box to the right of the chosen answer)											
Element		Rating						Guidance notes		Site comments	
Age of Surface		less than 2 years		2-5 years		5-10 years		over 10 years			
Evidence of moss/lichen (all surfaces)		None		Yes - some		Yes - lots					
Loose gravel (macadam surface)		None		Yes - some		Yes - lots					
Holes or rips in surface (macadam, art. grass or polymeric surfaces)		None		Yes - some		Yes - lots					
Grip underfoot		Good		Adequate		Poor					
Line markings - quality		Good		Adequate		Poor					
Problem Areas: Evidence of Glass/ stones/ litter		None		Yes - some		Yes - lots					
Problem Areas: Evidence of inappropriate use		None		Yes - some		Yes - lots					
Problem Areas: Evidence of damage to surface		None		Yes - some		Yes - lots		If no evidence, assume none.			
Access for disabled players. i.e.: ramps onto courts, width of gates		Good		Adequate		Poor					
Condition of posts/ nets/ goals		Good		Adequate		Poor					
Surrounding fencing		Good		Adequate		Poor					
Adequate safety margins (w here appropriate)		Yes - fully		No- but adequate		No - not adequate					
Is the AGP floodlit?		Yes		No							
Is the AGP left open at all times?		Yes		No							
Are there dug outs?		Yes		No							
Are there youth shelters/spectator seating around AGP?		Yes		No							
Is there changing accommodation for the AGP?		Yes		No							
Maximum score		93		Scoring:		Poor <=50		Total Score		0	
						Standard 51-79					
						Good 80+		Potential Rating		Poor	

## Non Technical Visual Quality Assessment - Bowling green

[illegible]

**Assessment Criteria** (please rank each of the following aspects for each pitch with an 'X' in the coloured box to the right of the chosen answer)

Element	Rating						Comments
<b>About the greens</b>							
Grass cover	Over 70%		40-69%		less than 40%		
Evenness of surface	Good		Adequate		Poor		
Signs of wear and tear	None		Yes - some		Yes - lots		
Condition of ditches/boarding	Good		Adequate		Poor		
Surface of surrounding hard areas	Good		Adequate		Poor		
Is the green and surrounding area fenced?	Yes			No			
Fencing around the green and ancillaries	Good		Adequate		Poor		
Problem areas: litter, glass, fouling, leaf fall on the green	None		Yes - some		Yes - lots		
Problem Areas: Evidence of inappropriate use on the green	None		Yes - some		Yes - lots		
Access for disabled players/spectators - ie: ramps onto greens, width of gates	Good		Adequate		Poor		
<b>Ancillary facilities</b>							
Changing Accomodation	Yes			No			
Toilets	Yes			No			
Car parking	Yes			No			
<b>General comments about the site:</b>							

## Non Technical Visual Quality Assessment - Tennis/ Netball/ Courts

<b>KKPref</b>																						
<b>Site name:</b>																						
<b>Number of courts -</b>	<b>Tennis</b>							<b>Netball</b>					<b>Basketball</b>					<b>Five-a-side</b>				
<b>General Playground or specific sports court area?</b>																						
<b>Court surface</b>							<b>Management</b>								<b>Community Use?</b>							
	Artificial turf, Clay, Grass, Macadam, Polymeric, Shale										Club, LA - Parks, Parish Council, Public, School											

**Assessment Criteria** (please rank each of the following aspects for each pitch with an 'X' in the coloured box to the right of the chosen answer)

Element	Rating										Comments
About the courts											
Evidence of moss/lichen (all surfaces)	None			Yes - some			Yes - lots				
Loose gravel (macadam surface)	None			Yes - some			Yes - lots				
Holes or rips in surface (macadam, art. grass or polymeric surfaces)	None			Yes - some			Yes - lots				
Grip underfoot	Good			Adequate			Poor				
Line markings - quality	Good			Adequate			Poor				
Surrounding fencing	Good			Adequate			Poor				
Size of courts	Yes - fully			No- but adequate			No - not adequate				
Adequate safety margins	Yes - fully			No- but adequate			No - not adequate				
Slope of courts	Flat		Slight		Gentle		Moderate		Severe		
Problem Areas: Evidence of Glass/ stones/ litter	None			Yes - some			Yes - lots				
Problem Areas: Evidence of inappropriate use	None			Yes - some			Yes - lots				
Access for disabled players - ie: ramps onto courts, width of gates	Good			Adequate			Poor				
Changing Accomodation											
Changing Accomodation	Yes					No					
About the equipment											
Posts and net	Good			Adequate			Poor				
Are the courts locked when not in use?	Yes					No					
Practice wall	Yes					No					



## SHROPSHIRE COUNCIL ACTION PLAN

OCTOBER 2020

QUALITY, INTEGRITY, PROFESSIONALISM

**Knight, Kavanagh & Page Ltd**  
Company No: 9145032 (England)

MANAGEMENT CONSULTANTS

Registered Office: 1 -2 Frecheville Court, off Knowsley Street, BL9 0UF  
T: 0161 764 7040 E: [mail@kkp.co.uk](mailto:mail@kkp.co.uk) [www.kkp.co.uk](http://www.kkp.co.uk)



6543 026

**CONTENTS**

<b>ABBREVIATIONS .....</b>	<b>1</b>
<b>PART 1: INTRODUCTION.....</b>	<b>3</b>
<b>PART 2: ACTION PLAN.....</b>	<b>4</b>
<b>CENTRAL ANALYSIS AREA.....</b>	<b>7</b>
PLACE PLAN – PONTESBURY & MINSTERLEY .....	8
PLACE PLAN - SHREWSBURY .....	9
<b>NORTH EAST ANALYSIS AREA.....</b>	<b>25</b>
PLACE PLAN – MARKET DRAYTON .....	26
PLACE PLAN – WEM.....	29
PLACE PLAN – WHITCHURCH .....	32
<b>NORTH WEST ANALYSIS AREA .....</b>	<b>34</b>
PLACE PLAN – ELLESMERE .....	35
PLACE PLAN – OSWESTRY .....	37
<b>SOUTH ANALYSIS AREA .....</b>	<b>43</b>
PLACE PLAN – CLEOBURY MORTIMER.....	44
PLACE PLAN – LUDLOW .....	45
<b>SOUTH EAST ANALYSIS AREA .....</b>	<b>48</b>
PLACE PLAN – ALBRIGHTON .....	50
PLACE PLAN – BRIDGNORTH.....	51
PLACE PLAN – BROSELEY .....	56
PLACE PLAN – HIGHLEY .....	57
PLACE PLAN – MUCH WENLOCK.....	58
PLACE PLAN – SHIFNAL .....	59
<b>SOUTH WEST ANALYSIS AREA .....</b>	<b>62</b>
PLACE PLAN – BISHOP’S CASTLE .....	63
PLACE PLAN – CHURCH STRETTON .....	64
PLACE PLAN – CRAVEN ARMS .....	66
<b>APPENDIX ONE: FUNDING PLAN .....</b>	<b>67</b>

## ABBREVIATIONS

3G	Third Generation (artificial turf)
AGP	Artificial Grass Pitch
BARLA	British Amateur Rugby League Association
BC	Bowls Club
BCGBA	British Crown Green Bowling Association
CFA	County Football Association
CUA	Community use agreement
ECB	England and Wales Cricket Board
EH	England Hockey
FA	Football Association
FC	Football club
FF	Football Foundation
FE	Further Education
FIFA	Fédération Internationale de Football Association
GIS	Geographical Information Systems
GMA	Grounds Maintenance Association
HC	Hockey Club
KKP	Knight, Kavanagh and Page
LMS	Last Man Stands
LTA	Lawn Tennis Association
MUGA	Multi use games area
NGB	National Governing Body
NPPF	National Planning Policy Framework
NTP	Non Turf Pitch
PC	Parish Council
PPOSS	Playing Pitch and Outdoor Sports Strategy
PQS	Performance Quality Standard
RFL	Rugby Football League
RFU	Rugby Football Union
RUFC	Rugby union football club
S106	Section 106
SCB	Shropshire Cricket Board
SE	Sport England
SFA	Shropshire Football Association
TBTT	Transforming British Tennis Together
TC	Tennis Club
WR	World Rugby

### **COVID-19 Addendum**

Since the production of the Shropshire PPOSS Assessment Report and Strategy & Action Plan documents there has been global pandemic from the spreading of COVID19 (Coronavirus). This led England to enter an unprecedented state of Lockdown from the 23<sup>rd</sup> March 2020. Lockdown required the general public to remain at home and only leave their households for food, health reasons or work (only if work cannot be carried out at home). In addition, if people are to go outside they are to remain two metres apart. This understandable has led to all sporting activities including all those covered in the Playing Pitch Strategy documents to cease until further notice.

It should be noted that both the Shropshire Assessment Report and Strategy & Action Plan were created before the pandemic and the lockdown occurred. The documents use the Sport England Playing Pitch Strategy methodology from Stage A to Stage D and therefore the supply and demand analysis for each of the sports and the strategic recommendations made are accurate based on information collated in 2019.

It is currently unknown what the future impact of COVID-19 and the lockdown will have on participation and the quality of provision for each sport referenced in the documents. Therefore, it is acknowledged that as part of the Playing Pitch Strategy Stage E process, the review of the documents should ensure that any recommendations made are still accurate based on future levels of supply and demand.

As part of Stage E, the PPOSS should be reviewed on an annual basis from the date it is formally signed off by the Steering Group. A review will help to maintain the momentum and commitment built up during its development. Given current circumstances an annual meeting, which could coincide with the annual NGB affiliation process, would be beneficial to understand what impact, COVID-19 and the Lockdown has had within Shropshire.

For more information regarding the Stage E process please see Part 8: Deliver the strategy and keep it robust and up to date or see <https://www.sportengland.org/how-we-can-help/facilities-and-planning/planning-for-sport>

## **PART 1: INTRODUCTION**

The below document is a truncated version of the Shropshire Strategy & Action Plan, which includes purely the Action Plan component.

The site-by-site action plan seeks to address key issues identified in the Shropshire PPOSS Assessment Report. It provides recommendations based on current levels of usage, quality and future demand, as well as the potential of each site for enhancement. It should be reviewed in the light of staff and financial resources in order to prioritise support for strategically significant provision and provision that other providers are less likely to make. The Action Plan is separated by analysis area and place plan area.

The Council should make it a high priority to work with NGBs and other partners to comprise a priority list of actions based on local priorities, NGB priorities and available funding. To allow for facility developments to be programmed within a phased approach, the Council should adopt a tiered approach to the management and improvement of outdoor facility sites and associated provision.

Please see the Shropshire PPOSS Assessment Report and Shropshire PPOSS Strategy & Action Plan for further information.

### PART 2: ACTION PLAN

The identification of sites in the Action Plan is based on their strategic importance within the Authority i.e. they accommodate the majority of demand, or the recommended action has the greatest anticipated impact on addressing shortfalls (identified either on a sport-by-sport basis or across the Council area as a whole).

*Table 2.1: Proposed tiered site criteria*

Criteria	Hub sites	Main sites	Local sites
<b>Site location</b>	Strategically located in the Authority. Priority sites for NGBs.	Strategically located within the analysis area.	Serves the local community.
<b>Site layout</b>	Accommodates three or more grass pitches, including provision of an AGP.	Accommodates two or more grass pitches.	Accommodates one or more pitches.
<b>Type of sport</b>	Single or multi-sport provision. Could also operate as a central venue.	Single or multi-sport provision. Could also operate as a central venue.	Single or multi-sport provision.
<b>Management</b>	Management control remains within the local authority/other provider or with an appropriate lease arrangement through a committee or education owned.	Management control remains within the local authority/provider or with an appropriate club on a lease arrangement.	Management control remains within the local authority/provider or with an appropriate club on a lease arrangement.
<b>Maintenance regime</b>	Maintenance regime aligns with NGB guidelines.	Maintenance regime aligns with NGB guidelines.	Standard maintenance regime either by the club or in house maintenance contract.
<b>Ancillary facilities</b>	Good quality ancillary facility on site, with sufficient changing rooms and car parking to serve the number of pitches.	Good quality ancillary facility on site, with sufficient changing rooms and car parking to serve the number of pitches.	No changing room access on site or appropriate access to accommodate both senior and junior use concurrently (if required).

**Hub sites** are of strategic Authority wide importance where users are willing to travel to access the range and high quality of facilities offered and are likely to be multi-sport. These have been identified on the basis of the impact that the site will have on addressing the issues identified in the assessment.

**Main sites** are more community focused sites, although some are still likely to service a wider analysis area. There may be more of a focus on a specific sport.

Additionally, it is considered that some financial investment may be necessary to improve the ancillary facilities at both hub sites and Main site sites to complement the pitches in terms of access, flexibility (i.e. single-sex changing if necessary), quality and that they meet the rules and regulations of local competitions.

**Local sites** refer to those sites offering minimal provision or that are of minimal value to the wider community. Primarily they are sites with one facility or a low number of facilities that service just one or two sports. The level of priority attached to them for external investment may be relatively low.

For local authority sites, consideration should be given, on a site-by-site basis, to the feasibility of a club taking on a long-term lease (if not already present), in order that external funding can be sought. Such sites will require some level of investment, either to the outdoor sport facilities or ancillary facilities, and is it anticipated that one of the conditions of offering a hire/lease is that the Club would be in a position to source external funding to improve/extend the provision.

Other sites considered in this tier may be primary school sites or secondary school sites that are not widely used by the community or that do not offer community availability.

Some local sites are suitable for rationalisation providing that capital receipts are allocated to replace the lost provision at larger, multi-pitch sites.

### **Management and development**

The following issues should be considered when undertaking sports related site development or enhancement:

- ◀ Financial viability.
- ◀ Security of tenure.
- ◀ Planning permission requirements and any foreseen difficulties in securing permission.
- ◀ Adequacy of existing finances to maintain existing sites.
- ◀ Business Plan/Masterplan – including financial package for creation of new provision where need has been identified.
- ◀ Analysis of the possibility of shared site management opportunities.
- ◀ The availability of opportunities to lease sites to external organisations.
- ◀ Options to assist community groups to gain funding to enhance existing provision.
- ◀ Negotiation with landowners to increase access to private hub sites.
- ◀ Football investment programme/3G pitch development with the FA and Football Foundation

### **Partners**

The column indicating partners refers to the main organisations that the Council would look to work with to support delivery of the actions. Given the extent of potential actions it is reasonable to assume that partners will not necessarily be able to support all of the actions identified but where the action is a priority and resource is available the partner will endeavour to provide support.

## **Priority**

Although hub sites are mostly likely to have a **high** priority level as they have wide importance, high priority sites have been identified on the basis of the impact that the site will have on addressing the key issues identified in the assessment. Therefore, some Main sites and local sites are also identified as having a high priority level. It is these projects/sites which should generally, if possible, be addressed within the short term (1-2 years).

The majority of Main sites are a **medium** priority, have analysis area importance and have been identified on the basis of the impact that the site will have on addressing the issues identified in the assessment.

The **low** priority sites tend to be single pitch or single sport sites and often club or education sites with local specific importance but that may also contribute to addressing the issues identified in the assessment for specific users.

## **Costs**

The strategic actions have also been ranked as low, medium or high based on cost. The brackets are:

- ◀ (L) -Low - less than £50k;
- ◀ (M) -Medium - £50k-£250k;
- ◀ (H) -High £250k and above.

These are based on Sport England's estimated facility costs which can be found at:  
<https://www.sportengland.org/facilities-planning/design-and-cost-guidance/cost-guidance/>

## **Timescales**

The Action Plan has been created to be delivered over a ten-year period. The information within the Assessment Report, Strategy and Action Plan will require updating as developments occur.

The indicative timescales relate to delivery times and are not priority based:

- ◀ (S) -Short (1-2 years);
- ◀ (M) - Medium (3-5 years);
- ◀ (L) - Long (6+ years).

## **Aim**

Each action seeks to meet at least one of the three aims of the Strategy; **Enhance, Provide, Protect.**

## CENTRAL ANALYSIS AREA

### ***Key recommendations for Pontesbury & Minsterley***

- ◀ To meet the future shortfalls, improve poor quality football pitches through enhanced levels of maintenance.
- ◀ Assist clubs in ancillary provision improvements where require
- ◀ Examine securing tenure for clubs where not already apparent
- ◀ Explore the feasibility in providing a second square at Pontesbury Playing Fields for the use of Pontesbury CC and the development of its Women and Junior section.

### ***Key recommendations for Shrewsbury***

- ◀ To meet the future shortfalls, improve poor quality football pitches through enhanced levels of maintenance in addition to securing access to education sites or pitch reconfiguration.
- ◀ Refurbish the hockey suitable AGP at Roman Road Sports Centre and retain as a hockey suitable surface.
- ◀ In addition, explore the feasibility of developing three full size floodlit 3G FA approved pitch to accommodate both competitive and training demand.
- ◀ Ensure future demand for cricket can be met whether this is through creation of an NTP, additional wickets on site, access to secondary site with capacity or creation of new provision.
- ◀ Explore the feasibility in providing an additional either onsite or in the locality of Shrewsbury Cricket Club for the use of Shrewsbury CC.
- ◀ Ensure sites which are located in Flood Zones have access to flood relief funds when required in addition to preparing on site provision for the possibility of flooding.
- ◀ Assist in alleviating overplay at Shrewsbury Rugby Club where possible.
- ◀ Assist clubs in securing long term tenure where required particularly for cricket clubs to access relevant funding
- ◀ Assist in club's ambitions to improve ancillary provision where deemed necessary.

**PLACE PLAN – PONTESBURY & MINSTERLEY**

Site ID	Site	Post code	Sport	Management	Current status	Recommended actions	Partners	Site hierarchy tier	Priority	Timescales <sup>1</sup>	Cost <sup>2</sup>	Aim
152	Lea Cross Pitches	SY5 8HR	Football	Commercial	Two youth 11v11, one youth 9v9, one mini 7v7 and one mini 5v5 pitch all of which are poor quality. The youth 11v11 pitches are overplayed by one match equivalent sessions whereas the youth 9v9 pitch is overplayed by two match equivalent sessions. Both mini pitches are played to capacity at peak time. Site is not accompanied by ancillary facilities and does not have secure tenure.	Examine securing tenure on the site for community users. Improve pitch quality through an enhanced maintenance regime. If tenure can be secure explore options to create ancillary facilities on the site.	Commercial SFA FF	Local	M	M	L-M	Protect Enhance Provide
174	Mary Webb School and Science College	SY5 0TG	Football	Education	One poor quality adult pitch that is not available for community use. Pitch is played to capacity.	Improve pitch quality through an enhanced maintenance regime. Retain as current use.	Education SFA FF ECB SCB RFU LTA EN	Main site	L	S	L	Protect Enhance
			Football (3G)		One good quality floodlit small size 3G pitch (36x18). Provision is available for community use.	Ensure pitch quality through regular maintenance and retain as current use. Ensure a sinking fund is in place.						
			Cricket		One standard quality NTP used for curricular and extracurricular demand.	Sustain quality and retain as current use.						
			Rugby union		One poor quality (M0/D1) senior rugby union pitch that is not available for community use.	Improve pitch quality through enhanced maintenance to better accommodate curricular and extracurricular demand. Explore options for community use of the pitch.						
			Tennis		Two poor quality macadam tennis courts that are neither available for community use nor floodlit.	If warranted, improve court quality for curricular and extracurricular demand.						
			Netball		Two poor quality macadam netball courts that are neither available for community use nor floodlit.	If warranted, improve court quality for curricular and extracurricular demand						
182	Minsterley Playing Fields	SY5 0BY	Football	Minsterley PC	One adult pitch that has spare capacity discounted due to poor quality. Site has no ancillary facilities.	Improve pitch quality through an enhance maintenance regime.	PC SFA FF	Local	L	S	L	Enhance
218	Pontesbury Playing Fields	SY5 0QD	Football	Pontesbury PC	One adult, one mini 7v7 and one mini 5v5 pitch. The adult pitch is poor quality whereas the mini pitches are standard quality. Spare capacity on the adult pitch is discounted due to unsecure tenure with 0.5 match equivalent sessions of spare capacity on the mini 7v7 pitch and one match equivalent session of spare capacity on the mini 5v5 pitch.	Improve poor quality adult pitch through an enhance maintenance regime. When pitch has been improved examine reconfiguration to alleviate shortfalls on youth pitch types. Utilise spare capacity on the mini pitches for future demand or to alleviate overplay in the area. Explore the creation of a junior square on the site and understand its potential impact on football.	PC SFA FF ECB SCB BCGBA	Main site	M	S	L-M	Protect Enhance

<sup>1</sup> (S) -Short (1-2 years); (M) - Medium (3-5 years); (L) - Long (6+ years)

<sup>2</sup> (L) -Low - less than £50k; (M) -Medium - £50k-£250k; (H) -High £250k and above

# SHROPSHIRE COUNCIL ACTION PLAN

Site ID	Site	Post code	Sport	Management	Current status	Recommended actions	Partners	Site hierarchy tier	Priority	Timescales <sup>1</sup>	Cost <sup>2</sup>	Aim
			Cricket		One good quality grass square that has 13 wickets. Site has minimal current capacity and cannot accommodate future demand,	Sustain square quality through regular maintenance. Explore the creation of a junior square on the site and understand its potential impact on football.						
			Bowls		One good quality bowling green used by Pontesbury BC. Tenure for the Club is unknown.	Sustain quality and maximise membership in order to create sustainability. Ensure the Club has secure tenure.						
292	The Nags Head	SY5 0QD	Bowls	Commercial	One standard quality bowling green.	Explore opportunities to make improvements in order to sustain membership levels.	Commercial BCGBA	Local	L	L	L	Protect
367	The Coates (Snailbeach White Stars FC)	SY5 0NS	Football	Private	One adult pitch that has spare capacity discounted due poor quality. Site has no ancillary facilities.	Improve pitch quality through an enhanced maintenance regime.	Private SFA FF	Local	L	L	L	Enhance

## PLACE PLAN - SHREWSBURY

Site ID	Site	Post code	Sport	Management	Current status	Recommended actions	Partners	Site hierarchy tier	Priority	Timescales <sup>3</sup>	Cost <sup>4</sup>	Aim
3	Adcote School for Girls	SY4 2JY	Tennis	Education	Three good quality macadam tennis courts which are neither available for community use not floodlit.	Sustain quality through regular maintenance and retain as current use.	Education LTA EH	Local	L	L	L	Protect
			Netball		Three good quality macadam netball courts which are neither available for community use not floodlit.	Sustain quality through regular maintenance and retain as current use.						
15	Bagley Sports and Social Club	SY1 2RP	Bowls	Sports club	Two standard quality bowling greens that are used by Bagley BC. Tenure for the Club is unknown. Site is located on a Flood zone.	Explore opportunities to make improvements in order to sustain membership levels. Ensure the Club has secure tenure. Ensure the Club has access to relevant flood relief funds when required. Ensure the Club is prepared for the potential effects of flooding.	Sports club BCGBA	Local	L	L	L	Protect
18	Baschurch Bowling Club	SY4 2BG	Bowls	Sports club	One good quality bowling green which is lease to Baschurch BC until 2023.Club has c50 members.	Sustain quality and maximise membership in order to create sustainability. Ensure lease is renegotiated to provide security of tenure when required.	Sports club BCGBA	Local	L	M	L	Protect
19	Baschurch Playground	SY4 2DW	Football	Baschurch Parish Council	One mini 7v7 pitch that has spare capacity discounted due to poor quality. Site has no ancillary facilities.	Based on levels of demand improve pitch quality through enhance maintenance. If pitch quality improved examine pitch reconfiguration to alleviate identified mini 5v5 shortfalls.	PC SFA FF	Local	L	S	L	Enhance
20	Baschurch Tennis Club	SY4 2EG	Tennis	Sports club	Two good quality macadam tennis courts that are floodlit and available	Sustain quality and retain as current use.	Sports club LTA	Local	L	L	L	Protect

<sup>3</sup> (S) -Short (1-2 years); (M) - Medium (3-5 years); (L) - Long (6+ years)

<sup>4</sup> (L) -Low - less than £50k; (M) -Medium - £50k-£250k; (H) -High £250k and above

Site ID	Site	Post code	Sport	Management	Current status	Recommended actions	Partners	Site hierarchy tier	Priority	Timescales <sup>3</sup>	Cost <sup>4</sup>	Aim
					for community use. Baschurch TC is involved in the British Tennis Weekend. Club has c293 members.	Seek to retain current membership levels. Assist the Club in participation in LTA initiatives.						
21	Baschurch Village Hall Pitches	SY4 2JN	Football	Baschurch Parish Council	One adult, one youth 9v9 and one mini 7v7 pitch all of which are poor quality. The youth 9v9 pitch has spare capacity discounted due to quality whereas the other pitches are played to capacity. Baschurch FC, in conjunction with Baschurch Village Hall, is preparing a joint bid for DEFRA (Department of Environment, Food and Rural Affairs) funding in order to create a clubhouse facility at Baschurch Village Hall Pitches.	Improve pitch quality through an enhanced maintenance regime. Assist the Club and Baschurch Village Hall in its bid for funding to create ancillary facilities.	PC Sports club SFA FF	Local	M	S-M	L-M	Enhance Provide
27	Belvidere School	SY2 5LA	Football	Education	Two adult and one youth 9v9 pitch all of which are poor quality and not available for community use. Pitches are played to capacity through curricular and extracurricular use.	Improve pitch quality when required to better accommodate levels of curricular and extracurricular demand.	Education SFA FF ECB SCB RFU LTA EN	Local	L	L	L	Protect Enhance
			Cricket		One standard quality NTP that is not available for community use.	Sustain quality and retain as current use.						
			Rugby union		One poor quality (M0/D1) senior pitch that is not available for community use.	Improve pitch quality when required to better accommodate levels of curricular and extracurricular demand. Explore options for community use of the pitch.						
			Tennis		Four poor quality macadam tennis courts that are not available for community use nor floodlit.	Improve court quality when required to better accommodate levels of curricular and extracurricular demand.						
			Netball		Four poor quality macadam netball courts that are not available for community use nor floodlit.	Improve pitch quality when required to better accommodate levels of curricular and extracurricular demand.						
29	Bicton Village Hall	SY3 8ER	Football	Bicton Parish Council / Sports club	One mini 7v7 pitch that has spare capacity discounted due to poor quality.	Based on levels of demand improve pitch quality through enhance maintenance. If pitch quality improved examine pitch reconfiguration to alleviate identified mini 5v5 shortfalls.	PC Sports club SFA FF BCGBA	Local	L	L	L	Protect Enhance
			Bowls		One standard quality bowling green that is owned by Bicton BC. The Club has aspirations to make ongoing improvements to surroundings. Club has c63 members.	Explore opportunities to make improvements in order to sustain membership levels. Assist the Club in improving ancillary provision.						
35	Boiler House Pitch	SY3 5PS	Football	Shrewsbury Town Council	One poor quality adult pitch that is overplayed by 0.5 match equivalent sessions. Site has no ancillary facilities.	Improve pitch quality through an enhance maintenance regime	TC SFA FF	Local	M	S	L	Enhance
37	Bomere Heath Cricket Club	SY4 3AW	Cricket	Sports club	One good quality square with 12 grass wickets. Square has capacity for additional demand on Sundays and Midweek. Bomere Heath CC has	Sustain square quality through regular maintenance.	Sports club SCB ECB	Local	L	L	L	Protect Enhance

Site ID	Site	Post code	Sport	Management	Current status	Recommended actions	Partners	Site hierarchy tier	Priority	Timescales <sup>3</sup>	Cost <sup>4</sup>	Aim
					a long term lease on the site and has aspirations to create a NTP. Club has recently (2020) purchased an adjacent piece of land with a view to create a additional provision such as a small square/practice area for juniors and a potential NTP.	Explore the feasibility of creating additional provision on newly purchased land including a potential NTP.						
38	Bomere Heath Tennis Club	SY4 3NW	Tennis	Bomere Heath & District Parish Council	Two standard quality macadam tennis courts that are floodlit and available for community use.	Sustain court quality through regular maintenance. Examine potential ways to increase court usage.	PC LTA	Local	L	L	L	Protect
58	Castle Country Club	SY5 9EP	Tennis	Commercial	Two macadam tennis courts that are not floodlit nor available for wider community use.	Retain as current use.	Commercial LTA	Local	L	L	L	Protect
60	Saints Recreation Ground	SY1 2JU	Bowls	Shrewsbury Town Council	Two standard quality bowling greens that are used by Castlefields BC.	Explore opportunities to make improvements in order to sustain membership levels.	TC LTA BCGBA	Local	L	L	L	Protect
			Tennis		Two grass tennis courts that are available for community use but are not floodlit.	Sustain quality through regular maintenance and retain as current use						
69	Church Road Recreation Ground	SY3 9HG	Football	Shrewsbury Town Council	One standard quality adult pitch that has actual spare capacity of 0.5 match equivalent sessions. Site is accompanied by poor quality ancillary facilities.	Sustain pitch quality through regular maintenance. Utilise spare capacity for future demand or to alleviate identified overplay. Examine the feasibility of improving ancillary facility quality.	TC SFA FF	Local	M	M	L	Protect Enhance
89	Condoover Sports Ground	SY5 7BQ	Football	Condoover Parish Council	Two standard quality youth 11v11 pitches that have actual spare capacity of two match equivalent sessions. Condoover Parish Council reports sports is integral to its emerging Neighbourhood Plan and includes the enhancement of ancillary provision at Condoover Sports Ground.	Sustain pitch quality through regular maintenance. Utilise spare capacity for future demand or to alleviate identified overplay. Assist the Parish Council in enhancing ancillary facilities. Examine the layout of the site to consider increasing capacity requirements for cricket.	PC SFA FF ECB SCB	Main site	M	S	L	Protect Enhance
			Cricket		One standard quality square with 12 grass wickets and an NTP. Square has capacity to accommodate additional demand on Sundays and Midweek. Condoover Parish Council reports sports is integral to its emerging Neighbourhood Plan and includes the enhancement of ancillary provision at Condoover Sports Ground.	Improve square quality through enhanced maintenance regime. Assist the Parish Council in enhancing ancillary facilities. Examine the layout of the site to consider increasing capacity requirements for cricket.						
91	Corbet School	SY4 2AX	Football	Education	One standard quality adult pitch that has spare capacity discounted due to unsecure tenure.	Sustain pitch quality through regular maintenance. If tenure can be secured through a CUA look to reconfigure pitch type in order to utilise spare capacity for future demand or alleviating shortfalls.	Education SFA FF ECB SCB LTA	Main site	L	L	L	Protect

Site ID	Site	Post code	Sport	Management	Current status	Recommended actions	Partners	Site hierarchy tier	Priority	Timescales <sup>3</sup>	Cost <sup>4</sup>	Aim
			Cricket		One standard quality NTP.	Sustain quality and retain as current use.	EN					
			Rugby union		One senior and one junior pitch both of which are poor quality (M0/D1) and not available for community use.	Improve pitch quality when required to better accommodate levels of curricular and extracurricular demand. Explore options for community use of the pitch.						
			Tennis		Four standard quality macadam courts that are available for community use but not floodlit.	Sustain quality and retain as current use.						
			Netball		Three standard quality macadam courts that are available for community use but not floodlit.	Sustain quality and retain as current use.						
94	Cound Cricket Club	SY5 6EW	Cricket	Sports club	A good quality square with ten grass wickets. Square has spare capacity Midweek. Site is owned by Cound CC.	Sustain square quality through regular maintenance.	Sports club ECB SCB	Local	L	L	L	Protect
95	Cound Tennis Club	SY5 6AR	Tennis	Private	Two shale and two macadam courts which are all standard quality. Cound TC rents the site from a private landowner. Cound TC reports that it may struggle in the future to sustain the quality of its shale courts as they require enhanced levels of maintenance in comparison to macadam surfaces. Onsite ancillary provision needs modernising. Club has c239 members.	Examine the feasibility of securing tenure for Cound TC. Seek to retain current membership levels. Assist the Club sustaining the quality of its shale courts. Assist the Club in modernising onsite ancillary provision.	Private LTA Sports club	Local	M	S-M	L-M	Protect Enhance
107	Dorrington Village Hall	SY5 7LD	Football	Condover Parish Council / Sports club	One standard quality adult pitch that has spare capacity of 0.5 match equivalent sessions.	Sustain pitch quality through regular maintenance. Utilise spare capacity for future demand or to alleviate identified overplay.	PC Sports club SFA FF EH BCGBA	Local	M	S	L	Protect Enhance
			Hockey (AGP)		A standard quality small size hockey suitable AGP (30x20) that is available for community use but is not floodlit.	Sustain quality and retain as current use. Ensure a sinking fund is in place.						
			Bowls		One good quality bowling green leased to Dorrington BC. The Club is currently installing an irrigation system. Club has c30 members,	Sustain quality and maximise membership in order to create sustainability. Assist the Club in improving ancillary provision.						
108	Douglas Swire Memorial Hall	SY5 8EX	Football	Community organisation	One adult pitch that has spare capacity discounted due to poor quality. Site has no ancillary facilities.	Improve pitch quality through an enhanced maintenance regime. After pitch has improved in quality reconfigure it to youth provision to allow for future demand or to alleviate shortfalls	Community organisation SFA FF LTA	Local	M	S-M	L-M	Protect Enhance Provide
			Tennis		Two good quality macadam courts that are available for community use	Sustain court quality through regular maintenance.						

Site ID	Site	Post code	Sport	Management	Current status	Recommended actions	Partners	Site hierarchy tier	Priority	Timescales <sup>3</sup>	Cost <sup>4</sup>	Aim
					and are floodlit. Courts are leased to Longden TC. Longden TC has long term plans to develop its clubhouse however it does not indicate a specific timeframe or funding plan on how it will accomplish these improvements. Club has c164 members.	Seek to retain current membership levels. Assist the Club, where possible, in its plans to develop onsite ancillary facilities.						
114	Ford Bowling Club	SY5 9LH	Bowls (lapsed)	Private	Ford BC decided fold in 2015 after a disagreement with their landlord (Cross Gates Pub) who wanted to build houses on the bowling green. The site has recently been sold into private ownership. The green was previously an asset of community value (ACV), however, this expired 28/05/19.	Explore opportunities for alternative uses as there is no identified demand to retain the site as a bowling green.	Private BCGBA	Local	H	S	L	Provide
115	Frankwell Recreation Ground	SY3 8RF	Football	Shrewsbury Town Council	On standard quality youth 9v9 pitch that is played to capacity at peak time. Site is located on a Flood zone. Shrewsbury TC has plans to modernise ancillary facilities.	Sustain pitch quality through regular maintenance. Assist the TC in modernising ancillary facilities. Ensure the TC has access to relevant flood relief funds when required. Ensure TC is prepared for the potential effects of flooding.	TC SFA FF ECB SCB	Main site	M	S-L	M	Protect Enhance
			Cricket		Two good quality cricket squares; one with ten grass wickets and one with 12 grass wickets. Squares have capacity to accommodate more demand on Sundays and Midweek. Site is located on a Flood zone. Shrewsbury TC has plans to modernise ancillary facilities.	Sustain square quality through regular maintenance. Assist the TC in modernising ancillary facilities. Ensure the TC has access to relevant flood relief funds when required. Ensure TC is prepared for the potential effects of flooding.						
120	The Grange Sports Centre	SY1 3LP	Football	Education	One adult and one youth 11v11 pitch both of which are standard quality. Spare capacity discounted due to unsecure tenure.	Sustain pitch quality through regular maintenance. If tenure can be secured through a CUA look to reconfigure pitch type in order to utilise spare capacity for future demand or alleviating shortfalls.	Education SFA FF ECB SCB LTA EN	Main site	L	S	L	Protect
			Football (3G)		One standard quality small size 3G pitch (40x22) which is available for community use and is floodlit.	Sustain quality and retain as current use.						
			Cricket		One standard quality standalone NTP. The NTP has ball strike issues.	Examine potential options to retain the NTP and resolve ball strike issues.						
			Tennis		Four standard macadam tennis courts that are not floodlit but are available for community use.	Sustain quality and retain as current use						
			Netball		Three standard macadam netball courts that are not floodlit but are available for community use. Site is used by the Shrewsbury Summer Netball League.	Sustain quality and retain as current use. Examine the feasibility of installing floodlights to increase community use.						

Site ID	Site	Post code	Sport	Management	Current status	Recommended actions	Partners	Site hierarchy tier	Priority	Timescales <sup>3</sup>	Cost <sup>4</sup>	Aim
121	Greenfields Bowling Club	SY1 2QN	Bowls	Sports club	Two standard quality bowling greens used by Greenfields BC. Site is located on a Flood zone.	Explore opportunities to make improvements in order to sustain membership levels. Ensure the Club has access to relevant flood relief funds when required. Ensure the Club is prepared for the potential effects of flooding.	Sports club BCGBA	Local	L	L	L	Protect
126	Hanwood Recreation Ground	SY5 8LQ	Football	Community organisation	One standard quality adult pitch that has actual spare capacity of 0.5 match equivalent sessions.	Sustain quality through regular maintenance. Utilise spare capacity for future demand or to alleviate identified overplay.	Community organisation SFA FF	Local	L	L	L	Protect
149	Kynaston Road Recreation Ground	SY1 3JR	Football	Shrewsbury Town Council	Site is currently unused but can be reinstated if required.	Reinstate the site in order to alleviate identified shortfalls on youth football pitches.	TC SFA FF	Local	M	S	L	Provide
158	London Road Sports Centre	SY2 6PR	Football	Education / Commercial	Six adult, two youth 11v11, three youth 9v9 and two mini 5v5 pitches, all of which are good quality apart from one adult pitch which is poor. The youth 9v9 pitches have spare capacity of 1.5 match equivalent sessions whereas the youth 11v11 pitches are overplayed by 0.5 match equivalent sessions. The mini 5v5 and good quality adult pitches are all played to capacity at peak time. The poor quality adult pitch has spare capacity discounted due to quality issues. Site is accompanied by poor quality ancillary facilities.	Sustain good quality through regular maintenance. Improve the poor quality pitch through an enhance maintenance regime or drainage improvements. Examine pitch layout on a seasonal basis in order to maximise pitch utilisation. Explore the feasibility of improving onsite ancillary provision.	Education Commercial SFA FF Council RFU	Main site	H	S - L	L - H	Protect Enhance Provide
			Football (3G)		One good quality full size 3G pitch which is FA certified and floodlit. Site is accompanied by poor quality ancillary facilities.	Sustain pitch quality through regular maintenance. Ensure pitch is regularly tested and remains on the FA register. Ensure there is a sinking fund in place. Explore the feasibility of improving onsite ancillary provision. Explore the feasibility of the site accommodating a second full size 3G pitch in order to alleviate identified shortfalls.						
			Rugby union		One senior pitch that has spare capacity discounted due to being poor quality (M0/D1).	Improve pitch quality when required to better accommodate levels of curricular and extracurricular demand. Explore options for community use of the pitch.						
176	Meole Brace Bowling Club	SY3 9JF	Bowls	Sports club	Two good bowling greens that are owned by Meole Brace BC. The Club has plans to improve the quality of	Sustain green quality through regular maintenance.	Sports club BCGBA	Local	L	S	L	Protect Enhance

Site ID	Site	Post code	Sport	Management	Current status	Recommended actions	Partners	Site hierarchy tier	Priority	Timescales <sup>3</sup>	Cost <sup>4</sup>	Aim
					onsite toilets. Club has c153 members.	Seek to retain current membership levels. Assist the Club in improving ancillary provision.						
177	Meole Brace Church of England Primary School	SY3 9HG	Football	Education	One mini 7v7 and one mini 5v5 pitch both of which are poor quality. Mini 7v7 pitch is played to capacity whereas the mini 5v5 pitch has spare capacity discounted due to unsecure tenure and poor quality.	Improve pitch quality through an enhanced maintenance regime. Look to secure usage for community clubs through a community use agreement.	Education Sports club SFA FF	Local	M	S	L	Enhance Provide
178	Mereside Church of England Primary School	SY2 6LE	Football	Education	One mini 7v7 and one youth 9v9 pitch both of which are poor quality. Each pitch has spare capacity discounted due to unsecure tenure and poor quality.	Improve pitch quality through an enhanced maintenance regime. Look to secure usage for community clubs through a community use agreement.	Education Sports club SFA FF	Local	M	S	L	Enhance Provide
185	Monkmoor Outdoor Recreation Centre	SY2 5BP	Football	Shrewsbury Town Council	Two standard quality youth 11v11 pitches that are played to capacity at peak time.	Sustain quality through regular maintenance.	TC SFA FF BCGBA LTA	Main site	L	M-L	L	Protect Enhance
			Football (3G)		One standard quality small size 3G pitch (36x36) that is available for community use and is floodlit.	Sustain quality and retain as current use.						
			Bowls		One good quality bowling green that is used by Abbey BC. The Club reports on site ancillary facilities to be poor quality. Club has c28 members.	Sustain quality and maximise membership in order to create sustainability. Assist the Club in improving ancillary provision.						
			Tennis		Two poor quality macadam that are not floodlit in addition to three good quality macadam courts that are floodlit. All provision is available for community use.	Sustain good court quality and look to improve poor court quality based on levels of demand.						
196	Nesscliffe Playing Field	SY4 1BY	Football	Great Ness & Little Ness Parish Council	One poor quality adult pitch which is currently unused. Spare capacity discounted due to quality. Site has no ancillary facilities.	Improve pitch quality through an enhanced maintenance regime. If the pitch improves in quality, look to reconfigure to youth football provision to alleviate identified shortfalls.	PC SFA FF	Local	M	S	L	Enhance
205	Old Malt House Memorial Hall	SY5 6QE	Bowls	Community organisation	One standard quality bowling green used by Atcham Malthouse BC. The Club has aspirations to improve the electric supply to the clubhouse. Club has c49 members.	Explore opportunities to make improvements in order to sustain membership levels. Assist the Club in improving ancillary provision.	Community organisation Sports club BCGBA	Local	L	L	L	Enhance
214	Oxon Recreation Ground	SY3 5BJ	Football	Shrewsbury Town Council	One youth 11v11 pitch that has spare capacity discounted due to poor quality. Site has no ancillary facilities.	Improve pitch quality through an enhanced maintenance regime.	TC SFA FF	Local	M	S	L	Enhance
222	Prestfelde Preparatory School	SY2 6NZ	Football	Education	One youth 11v11, one youth 9v9, two mini 7v7 and two mini 5v5 pitches all of which are good quality. Spare capacity on each pitch is discounted due to unsecure tenure.	Sustain quality through regular maintenance. Explore the feasibility of increasing community use through a community use agreement.	Education SFA FF ECB SCB RFU	Main site	M	S	L	Protect Provide
			Cricket		Two good quality squares each with three grass wickets. Spare capacity has been discounted due to unsecure	Sustain quality through regular maintenance.						

Site ID	Site	Post code	Sport	Management	Current status	Recommended actions	Partners	Site hierarchy tier	Priority	Timescales <sup>3</sup>	Cost <sup>4</sup>	Aim
					tenure. Provision has been used by for County Age Group cricket and the School is receptive to working with SCB.	Explore the feasibility of increasing community use through a community use agreement.	LTA EN					
			Rugby union		Two junior and four mini pitches all of which are standard quality (M1/D1). Pitches are available however unused by the community.	Sustain quality through regular maintenance. Explore the feasibility of increasing community use through a community use agreement.						
			Tennis		Three good quality macadam courts that are available for community use but are not floodlit.	Sustain quality and retain as current use.						
			Netball		Two good quality macadam courts that are available for community use but are not floodlit.	Sustain quality and retain as current use.						
226	Raby Crescent Recreation Ground	SY3 7JN	Football	Shrewsbury Town Council	One poor quality mini 7v7 pitch that is played to capacity at peak time. Site is not accompanied by ancillary provision.	Improve pitch quality through an enhanced maintenance regime.	TC SFA FF	Local	L	S	L	Enhance
228	Radbrook Recreation Ground	SY3 9BE	Football	Shrewsbury Town Council	Site is currently unused but can be reinstated if required.	Reinstate the site in order to alleviate identified shortfalls on youth football pitches. Can accommodate one youth 11v11 and one youth 9v9 pitch.	TC SFA, FF	Local	M	S	L	Provide
231	Reman Services Sports & Social Club	SY1 4JD	Cricket	Sports club	One good quality square with 11 grass wickets and one NTP. Square has capacity on Sundays and Midweek to accommodate additional demand. Site is leased to Sentinel CC that has aspirations for a non turf practice nets. Anecdotal evidence suggests the provision may be lost in the future for housing.	Sustain quality and maximise use to accommodate future demand, particularly for women and juniors. If the provision is lost due to housing, ensure it is mitigated in consistency with Sports England guidance.	Sports club Private Council ECB SCB BCGBA	Local	M	S	L-M	Protect Provide
			Bowls	Private	One standard quality bowling green that is rented by Albert Road BC. Site is potentially being lost to housing.	If the provision is lost due to housing, ensure it is mitigated in consistency with Sports England guidance.						
232	Rocke Street Recreation Ground	SY3 7PY	Football	Shrewsbury Town Council	One standard quality youth 9v9 pitch that is played to capacity at peak time. Site is not accompanied by ancillary provision.	Improve pitch quality through an enhanced maintenance regime.	TC SFA FF	Local	L	L	L	Enhance
233	Roman Road Sports Centre (Meole Brace School)	SY3 9DW	Football	Council	One adult, one youth 11v11 and one youth 9v9 all of which are standard quality. The adult pitch has spare capacity of one match equivalent sessions whereas the other pitches are played to capacity at peak time.	Improve pitch quality through an enhanced maintenance regime. Utilised spare capacity to accommodate future demand or alleviate shortfalls.	Council SFA FF ECB SCB EH LTA	Hub site	H	S-L	H	Protect Enhance
			Cricket		One standard quality standalone NTP	Sustain quality and retain as current use.						
			Rugby union		One poor quality (M0/D1) senior pitch that is available for community use but unused.	Improve quality as required to meet curricular an extracurricular demand. Explore options for community use of the pitch.						
			Hockey (AGP)		A full size poor quality hockey suitable AGP that is used by Shrewsbury HC and Shropshire Hockey. Pitch was built in 1995.	As priority ensure the pitch is refurbished as a hockey suitable surface.						

Site ID	Site	Post code	Sport	Management	Current status	Recommended actions	Partners	Site hierarchy tier	Priority	Timescales <sup>3</sup>	Cost <sup>4</sup>	Aim
						Examine all option to finance the resurfacing of the pitch. Ensure hockey demand is prioritised and secured on the site from Shrewsbury HC and Shropshire Hockey due to limitations in other suitable provision. Ensure a sinking fund is in place after pitch refurbishment.						
			Tennis		Four poor quality macadam courts that are available for community use but are not floodlit.	Look to refurbish the courts based on levels of demand.						
246	Shorncliffe Drive Recreation Ground	SY3 8TF	Football	Shrewsbury Town Council	One standard quality youth 11v11 pitch that is played to capacity at peak time. Site is not accompanied by ancillary facilities.	Sustain pitch quality through regular maintenance.	TC SFA FF	Local	L	S	L	Protect
247	Shrewsbury Academy	SY1 4LL	Tennis Netball	Education	Two standard quality macadam court overmarked with netball and tennis	Sustain quality and retain as current use.	Education LTA, EN	Local	L	L	L	Protect
248	Shrewsbury Community Football Hub	SY2 6ST	Football	STinC	One good quality adult pitch which is used to capacity. Shrewsbury Town in the Community (STinC) has submitted plans to convert the grass adult pitch to a 3G pitch. This proposed full size 3G pitch, as well as the small size 3G pitches at Shrewsbury in the Community Football Hub, will be used primarily by STinC to meet its demand in addition to three partner clubs. The Football Foundation reports a funding application is to be submitted in due course.	Assist in the creation of a full size floodlit 3G pitch to be managed by STinC in order to alleviate identified shortfalls. Ensure the pitch if FA certified and has a sinking fund in place. Ensure the pitch is available for wider community use with a potential anchor club to be found. Sustain quality of the smaller size 3G pitches and retain as current use.	STinC Council SFA FF	Main site	H	S-M	H	Protect Provide
			Football (3G)		Seven standard quality small size 3G pitches which are floodlit and available for community use.							
249	Shrewsbury Cricket Club	SY2 6PT	Cricket	Sports club	One good quality square with 12 grass wickets. Square has capacity to accommodate minimal levels of demand on Sundays and Midweek.	Sustain quality and maximise use to accommodate future demand, particularly for women's and juniors. Explore the feasibility of creating a second square onsite or in the locality for Shrewsbury CC to access.	Sports club ECB SCB	Local	M	L	M	Protect Provide
250	Shrewsbury High Prep School	SY3 9AH	Football	Education	One youth 11v11 and one youth 9v9 pitch both of which are standard quality. Pitches are not available for community use.	Sustain quality through appropriate maintenance and retain as current use. Explore options for community use of the pitches to accommodate shortfalls at clubs sites.	Education SFA FF ECB SCB RFU	Local	L	L	L	Protect
			Cricket		One good quality square which has one grass wicket. Not available for community use.							
			Rugby union		Two standard quality (M1/D1) mini pitches that are no available for community use.							
251	Shrewsbury Lawn Tennis Club	SY1 1TR	Tennis	Sports club	Five macadam courts that are both available for community use and floodlit in addition to six grass courts that are also available but not floodlit.	Sustain court quality through regular maintenance. Seek to sustain membership levels.	Sports club LTA	Local	M	L	L	Protect

Site ID	Site	Post code	Sport	Management	Current status	Recommended actions	Partners	Site hierarchy tier	Priority	Timescales <sup>3</sup>	Cost <sup>4</sup>	Aim
					The macadam courts are good quality whereas the grass courts are standard quality. Leased to Shrewsbury LTC. Club has c411 members. Site is located on a Flood zone.	Ensure the sports club has access to relevant flood relief funds when required. Ensure the sports club is prepared for the potential effects of flooding.						
252	Shrewsbury Rugby Club	SY4 4RR	Rugby union	Sports club	Three good quality mini (M2/D1) pitches which are not floodlit, two good quality (M2/D1) senior pitches one of which is floodlit and two good quality (M2/D2) senior pitches which are also floodlit. Two pitches are overplayed by 3.75 and 3.5 match sessions respectively. All remaining senior pitches have capacity with mini pitches having not available at peak time. The Club report ancillary facilities need upgrading and modernising.	Sustain pitch quality through appropriate levels of maintenance. Explore a combination of options for alleviating overplay including improving pitch drainage, spreading of demand across pitches, installation of additional floodlights and utilisation of offsite provision for training. Assist the Club in upgrading and modernising its clubhouse.	Sports club RFU	Local	H	S-L	L-M	Protect Enhance
253	Shrewsbury School	SY3 7BA	Football	Education	Six adult, two youth 11v11, one youth 9v9 and one mini 7v7 pitch all of which are good quality. None of the pitches are available for community use.	Sustain quality and retain as current use. Explore the feasibility of introducing community use at the site especially for hockey provision.	Education SFA FF ECB SCB EH LTA EN Council	Main site	L	L	L	Protect
			Cricket		Six good quality cricket squares none of which are available for community use.							
			Rugby union		One good quality (M2/D2) senior pitch which is not available for community use.							
			Hockey (AGP)		Two full size hockey suitable AGPs neither of which are available for community use. One is standard quality whereas the other is good quality.							
			Tennis		Eight macadam and six artificial tennis courts all of which are good quality.							
			Netball		Three good quality netball courts that are not available for community use.							
254	Shrewsbury Severnside Bowling Club	SY1 1TR	Bowls (disused)	Horticultural Society	Shrewsbury Severnside Bowling Club accommodates three disused crown bowling greens that were used, until earlier 2019, by Severnside BC. The Club previously rented the site from the Horticultural Society, however, due to declining membership figures it decided to disband. Since the Club	Retain site as strategic reserve for bowling greens across Shrewsbury, Ensure issues regarding flooding are known and accounted for.	Horticultural Society BCGBA	Local	L	L	L	Protect

Site ID	Site	Post code	Sport	Management	Current status	Recommended actions	Partners	Site hierarchy tier	Priority	Timescales <sup>3</sup>	Cost <sup>4</sup>	Aim
					folded the greens have reverted back to the Horticultural Society. Site is located on a Flood zone.							
255	Shrewsbury Sports Village	SY1 4RQ	Football	Council	Eight adult, three youth 11v11, two youth 9v9, two mini 7v7 and two mini 5v5 pitches all of which are standard quality. The youth 11v11 pitches are played to capacity, whereas the youth 9v9 pitches are played to capacity at peak time. There is spare capacity on the remaining pitches. One adult pitch is used for Step pyramid football.	Improve pitch quality through enhanced levels of maintenance. Look to maximise usage of pitches with spare capacity. Ensure the site meets the relevant Step football requirements.	Council SFA FF LTA EN	Hub site	H	S-L	S-H	Protect Provide Enhance
			Football (3G)		One good quality full size 3G pitch that is FIFA compliant.	Sustain pitch quality through regular maintenance. Ensure pitch is regularly tested and remains on the FIFA register. Ensure there is a sinking fund in place. Explore the feasibility of improving onsite ancillary provision. Explore the feasibility of the site accommodating a second full size 3G pitch in order to alleviate identified shortfalls,						
			Tennis		Four standard quality floodlit courts that are available for community use.	Sustain quality and retain as current use.						
			Netball		Four standard quality floodlit courts that are available for community use.	Sustain quality and retain as current use.						
256	Shrewsbury Town FC (Sundorne Castle Training Ground)	SY4 4RR	Football	Sports club	Two good quality adult pitches which are used for elite football.	Sustain quality and retain as current use.	Sports club SFA, FF	Local	L	L	L	Protect
257	Shrewsbury Town Football Club (New Meadow)	SY2 6ST	Football	Sports club	An elite stadium pitch used by Shrewsbury Town FC.	No action required	Sports club SFA, FF	Local	L	L	L	Protect
258	Silks Meadow Recreation Ground	SY3 8LN	Bowls	Shrewsbury Town Council	One good quality bowling green used by Frankwell BC. The Club indicates there are plans by the Town Council to improve the ancillary provision. Club has c27 members. Site is located on a Flood zone.	Sustain quality and maximise membership in order to create sustainability. Assist the Club in improving ancillary provision. Ensure the TC has access to relevant flood relief funds when required. Ensure the TC is prepared for the potential effects of flooding.	TC Sports club BCGBA LTA	Local	L	L	L	Protect Enhance
			Tennis		Two poor quality grass courts that are available for community use but are not floodlit. Site is located on a Flood zone.	Improve quality and look to maximise usage. Ensure the TC has access to relevant flood relief funds when required. Ensure the TC is prepared for the potential effects of flooding.						

Site ID	Site	Post code	Sport	Management	Current status	Recommended actions	Partners	Site hierarchy tier	Priority	Timescales <sup>3</sup>	Cost <sup>4</sup>	Aim
259	Unison Club (Column Cricket, Bowls & Tennis Club)	SY2 5LP	Football	Sports club	One adult pitch that has spare capacity discounted due to poor quality.	Improve pitch quality through an enhanced maintenance regime,	Sports club Council SFA FF ECB SCB BCGBA LTA	Local	M	L	L-M	Enhance
			Cricket		One poor quality square with seven grass wicket and an NTP. Square is overplayed due to poor quality. During the winter of 2019, the Club has taken on a recovery plan for the square with the Pitch Advisors.	Assist the Club in improving square quality through an enhanced maintenance regime following Pitch Advisor guidance.						
			Tennis		Unison Club (Column Cricket, Bowls & Tennis Club) previously accommodated two macadam tennis courts, however, non-technical site assessments found the area was currently being utilised for additional car parking.	Retain as current use as no current demand exists. Explore the potential of bringing the courts back into use if demand increase.						
			Bowls		One good quality bowling green used by Unison BC. Club has c24 members.	Sustain quality and maximise membership in order to create sustainability. Assist the Club in improving ancillary provision.						
260	Springfield Recreation Ground	SY2 6LH	Football	Shrewsbury Town Council	Two adult and one youth 9v9 pitch all of which are standard quality. Adult pitches are played to capacity at peak time whereas the youth 9v9 pitch has spare capacity of 0.5 match equivalent session.	Sustain pitch quality through regular maintenance. Utilise spare capacity on the youth 9v9 pitch for future demand or to alleviate overplay.	TC SFA FF	Local	M	S	L	Provide
274	St. Michaels Street Recreation Ground	SY1 2HQ	Bowls (flat)	Shrewsbury Town Council	On good quality flat green used by St Michaels Lawn BC.	Sustain quality and retain as current use.	TC EB LTA	Local	L	L	L	Protect
			Tennis		One standard quality grass court that is available for community use but not floodlit.							
276	Stanley Parker Playing Fields	SY3 0AA	Football	Bayston Hill Parish Council Shropshire Council Sports club	Three adult, one youth 9v9, one mini 7v7 and one mini 5v5 pitch all of which is standard quality. The adult pitch and mini 5v5 each have spare capacity of 0.5 match equivalent sessions. The remaining pitches are played to capacity at peak time. Bayston Hill Parish Council reports ancillary provision at Stanley Park Playing Fields to be inadequate for the number of teams accessing them. It has ambitions to create additional changing rooms as well as enhancing the accompanying car parking provision. Bayston Hill Parish Council owns part of Stanley Parker Playing Fields, however, has an agreement with Shropshire Council for the remaining section of the land. It reports aspirations to have complete ownership or long term agreement for the entire site to assist it in applying	Improve pitch quality with an enhanced maintenance regime. Utilise spare capacity on the site for alleviate known overplay or accommodating future demand. Explore the feasibility of transferring ownership of the site over to the Parish Council Assist the Parish Council in improving onsite ancillary facilities including exploring potential grant options.	PC Council Sports club SFA FF BCGBA LTA	Main site	M	S-M	M	Protect Enhance

Site ID	Site	Post code	Sport	Management	Current status	Recommended actions	Partners	Site hierarchy tier	Priority	Timescales <sup>3</sup>	Cost <sup>4</sup>	Aim
					for grant funding to improve the quality of onsite ancillary provision.							
			Football (3G)		One standard quality small size (38x34) floodlit 3G pitch.	Sustain quality and retain as current use. Ensure there is a sinking fund in place.						
			Bowls		One good quality bowling green leased to Bayston Hill BC. The Club wants to improve surrounding hard areas and has c56 members.	Sustain quality and maximise membership in order to create sustainability. Assist the Club in improving ancillary provision.						
			Tennis		One good quality floodlit macadam court available for community use.	Sustain quality and retain as current use.						
280	Telepost Sports & Social Club (Abbey Sports Ground)	SY2 6BT	Bowls	Diocese	One good quality bowling green used by Telepost BC. The Club has c34 members. Site is located on a Flood zone.	Sustain quality and maximise membership in order to create sustainability. Ensure the Diocese/sports club is prepared for the potential effects of flooding.	Diocese BCGBA	Local	L	L	L	Protect
284	The Cock Inn	SY5 8LJ	Bowls	Sports club	One standard quality bowling green used by Harnwood BC. The Club aspires to improve ancillary provision and has c29 members.	Explore opportunities to make improvements in order to sustain membership levels. Assist the Club in improving ancillary provision.	Sports club BCGBA	Local	L	S	L	Protect Enhance
286	The Grapes	SY3 5BH	Bowls	Private	One standard quality bowling green used by Oxon BC.	Explore opportunities to make improvements in order to sustain membership levels.	Sports club BCGBA	Local	L	L	L	Protect
294	The Prince of Wales (Bynner Street)	SY3 7NZ	Bowls	Commercial	One standard quality bowling green used by Prince of Wales Hotel BC. The Club has c72 members.	Explore opportunities to make improvements in order to sustain membership levels. Assist the Club in making improvements to ancillary provision. Ensure the TC has access to relevant flood relief funds when required. Ensure the TC is prepared for the potential effects of flooding.	Commercial Sports club BCGBA	Local	L	L	L	Protect Enhance
295	The Priory School	SY3 9EE	Football	Education	One youth 11v11 and one youth 9v9 pitch both of which are standard quality. Spare capacity discounted due to unsecure tenure.	Sustain pitch quality through regular maintenance. Look to secure access for community users through a CUA in order to utilise spare capacity.	Education SFA FF ECB SCB RFU LTA EN	Local	M	S	L	Protect
			Cricket		One standard quality standalone NTP	Sustain quality and retain as current use.						
			Rugby union		One poor quality (M0/D1) senior pitch that is available for community use but unused.	Improve pitch quality when required to meet curricular and extracurricular demand. Explore the feasibility of increasing community use through a community use agreement.						
			Tennis		Two standard quality tennis courts that are not available for community use.	Sustain quality and retain as current use.						
			Netball		Three standard quality netball courts which are available for community but not floodlit.	Sustain quality and retain as current use.						

Site ID	Site	Post code	Sport	Management	Current status	Recommended actions	Partners	Site hierarchy tier	Priority	Timescales <sup>3</sup>	Cost <sup>4</sup>	Aim
297	The Red Lion	SY1 4AQ	Bowls	Sports club	One good quality bowling green leased to Battlefield until 2023. The Club aspirations to improve ancillary facilities and has c50 members.	Sustain quality and maximise membership in order to create sustainability. Ensure lease is renewed when required. Assist the Club in improving ancillary provision.	Sports club BCGBA	Local	L	L	L	Protect Enhance
298	The Shrewsbury Club	SY1 4RG	Tennis	Sports club	Two standard quality clay and four good quality floodlit macadam tennis courts. The Club has c1,991 members and is used for high level tennis competitions. There are planned developments to remove two macadam courts and create an two air dome courts and refurbish the two clay courts and install floodlights.	Sustain current court quality through regular maintenance. Assist where possible in the development of tennis provision on the site for all year round access. Ensure the site has suitable high quality provision to meet current and future levels of demand.	Sports club LTA	Local	H	L	M/H	Protect Enhance Provide
300	The Wilfred Owen School (Monkmoor Campus)	SY2 5SH	Football (3G)	Education	One standard quality small size 3G (54x38) pitch. Provision is available for community use and is floodlit.	Sustain quality and retain as current use. Ensure there is a sinking fund in place.	Education SFA FF	Local	L	L	L	Protect
303	Town Walls Tennis Club	SY1 1TN	Tennis	Sports club	Three good quality macadam courts which are floodlit. Used by Town Walls TC. The Club has c212 members. Site is located on a Flood zone.	Seek to maximise membership to help sustain for future of the Club and ensure there is suitable provision to meet demand. Ensure the sports club has access to relevant flood relief funds when required. Ensure the sports club is prepared for the potential effects of flooding.	Sports club LTA	Local	L	L	L	Protect
308	Upton Lane Recreation Ground	SY2 5RR	Football	Shrewsbury Town Council	One standard quality youth 11v11 pitch that's has actual spare capacity one match equivalent session. No onsite ancillary facilities.	Sustain pitch quality through regular maintenance. Explore pitch reconfiguration in order to utilise spare capacity.	TC SFA FF	Local	M	S	L	Protect
310	Waincott Recreation Ground	SY1 3RX	Football	Shrewsbury Town Council	Site is currently unused but can be reinstated if required.	Reinstate the site in order to alleviate identified shortfalls on youth football pitches.	TC SFA FF	Local	M	S	L	Provide
329	Woodfield Tennis Club	SY3 8LU	Tennis	Sports club	Five good quality macadam courts which are available for community use and are floodlit. Used by Woodfield TC which has c390 members.	Sustain court quality and retain as current use.	Sports club LTA	Local	L	L	L	Protect
338	Wroxeter & Uppington Cricket Club	TF6 5HP	Cricket	Sports club	One good quality square with ten grass wickets used by Wroxeter & Uppington CC. Site has spare capacity throughout the week.	Sustain square quality and look to utilise spare capacity to alleviate overplay and accommodate future demand.	Sports club ECB SCB	Local	M	S	L	Protect Provide
346	Monkmoor Bowling Club	SY2 5BQ	Bowls	Shrewsbury Town Council	One standard quality bowling green used by Monkmoor BC which has c26 members. The Club has submitted planning to improve surrounding hard areas	Explore opportunities to make improvements in order to sustain membership levels. Assist the Club in improving ancillary provision.	TC Sports club BCGBA	Local	L	S	L	Protect Enhance

Site ID	Site	Post code	Sport	Management	Current status	Recommended actions	Partners	Site hierarchy tier	Priority	Timescales <sup>3</sup>	Cost <sup>4</sup>	Aim
347	Old Shrewsbury Bowling Club	SY1 1XR	Bowls	Sports club	Two good quality bowling greens used by Old Shrewsbury BC which has c108 members. The Club is in the process of signing a long term lease and has aspirations to improve onsite ancillary facilities. Site is located on a Flood zone.	Sustain quality and maximise membership in order to create sustainability. Assist the Club in improving ancillary provision. Ensure the sports club has access to relevant flood relief funds when required. Ensure the sports club is prepared for the potential effects of flooding.	Sports club BCGBA	Local	H	S	L	Protect Enhance
349	Prince of Wales Bowling Greens	SY1 1XL	Bowls	Unknown	Two standard quality bowling greens used by Prince of Wales BC. Site is located on a Flood zone.	Explore opportunities to make improvements in order to sustain membership levels. Ensure the Diocese/sports club is prepared for the potential effects of flooding.	Sports club BCGBA	Local	L	L	L	Protect
350	Shelton Recreation Ground	SY3 5FU	Football	Shrewsbury Town Council	One mini 7v7 and one mini 5v5 pitch both of which are standard quality. Each is played to capacity.	Sustain pitch quality through regular maintenance.	TC SFA FF ECB SCB BCGBA	Local	M	S-L	L	Protect Enhance
			Cricket		One good quality square with ten grass wickets used by Shelton CC. Square is played to capacity with no capacity to accommodate future demand.	Sustain square quality through regular maintenance. In priority order, assist the Club in actualising future demand whether this is through creation of a NTP, additional wickets on site, access to secondary site with capacity or creation of new provision.						
			Bowls		One good quality bowling green used by Shelton BC. The Club has c60 members.	Sustain quality and maximise membership in order to create sustainability.						
355	Alberbury Cricket Club	SY5 9AN	Cricket	Education	On good quality square that has nine grass wickets and one NTP. The Club currently renegotiating lease with Oxford College Square is played to capacity with no capacity to accommodate future demand.	Sustain square quality through regular maintenance. Assist the Club in securing onsite tenure.	Education Sports club	Local	L	S	L	Protect Enhance
363	Crescent Bowling Club	SY1 1TH	Bowls	Horticultural Society	One poor quality bowling green used by Crescent BC. The Club has c41members. Site is located on a Flood zone.	Improve green quality through an enhanced maintenance regime. Ensure the sports club has access to relevant flood relief funds when required. Ensure the sports club is prepared for the potential effects of flooding.	Horticultural Society BCGBA	Local	M	S	L	Protect Enhance
366	Shrewsbury High School	SY1 1TN	Tennis	Education	Two good quality artificial courts which are available for community use and are floodlit.	Sustain quality and retain as current use.	Education LTA	Local	L	L	L	Protect
372	Greenfields Recreation Ground	SY1 2QN	Football	Shrewsbury Town Council	Site is currently unused but can be reinstated if required.	Reinstate the site in order to alleviate identified shortfalls on youth football pitches.	TC SFA, FF	Local	M	S	L	Provide

Site ID	Site	Post code	Sport	Management	Current status	Recommended actions	Partners	Site hierarchy tier	Priority	Timescales <sup>3</sup>	Cost <sup>4</sup>	Aim
383	Shrewsbury Colleges (Former Wakeman School)	SY2 5GB	Lapsed (Football, rugby union, tennis)	Education	One adult football, two junior rugby union and four macadam tennis courts. Site is owned by Shrewsbury Colleges and was last formally used for sport circa 2010.	Site has the potential to alleviate identified shortfalls. Determine future use of the provision based on the following priority order of options: 1) Retain/allocate site as strategic reserve. 2) Explore feasibility to bring back into use. 3) Use as open space to meet local needs. 4) Redevelop site and mitigate loss to meet Sport England Playing Field Policy requirements.	Education SFA FF RFU LTA	Local	M	L	L/M	Protect
384	Shrewsbury Girls High School Unattached Playing Fields	SY1 1 XR	-	Education	Area of playing field land alongside macadam area which are marked out when required by Shrewsbury Girls High School for curricular and extra curricular demand.	Site has the potential to alleviate identified shortfalls. Determine future use of the provision based on the following priority order of options: 1) Retain/allocate site as strategic reserve. 2) Explore feasibility to bring back into use. 3) Use as open space to meet local needs. 4) Redevelop site and mitigate loss to meet Sport England Playing Field Policy requirements.	Education	Local	L	L	L	Protect
385	Harlescott Junior School	SY1 4QN	Lapsed (Football)	Education	Two mini 7v7 and one mini 5v5 football pitches. Site was last formally marked out circa 2010 however is still used by the School for curricular and extra curricular demand.	Site has the potential to alleviate identified shortfalls. Determine future use of the provision based on the following priority order of options: 1) Retain/allocate site as strategic reserve. 2) Explore feasibility to bring back into use. 3) Use as open space to meet local needs. 4) Redevelop site and mitigate loss to meet Sport England Playing Field Policy requirements.	Education	Local	L	L	L	Protect
New	Land at Bowbrook	SY3 8DB	-	-	A parcel of land which is being developed for two primary school. The area of land will have an area dedicated for community sports provision.	Examine the site for potential to alleviate identified shortfalls of 3G, grass football or cricket provision (Shelton CC) within the Analysis Area.	Council SFA FF	Local	H	S	L-H	Provide

### NORTH EAST ANALYSIS AREA

#### ***Key recommendations for Market Drayton***

- ◀ To meet the existing and future football shortfalls secure access to educational sites through CUAs in addition to improve poor pitch quality through enhanced levels of maintenance.
- ◀ Relocation plans for Greenfields Sports Ground to also consider the potential to accommodate an AGP to meet exported demand by Market Drayton HC and a 3G pitch to meet demand identified in the area.
- ◀ Address cricket overplay through a combination of quality improvements, greater use of NTPs and additional wickets.
- ◀ Work to improve the quality of bowling greens and to maximise membership to create future sustainability.
- ◀ Consider options for funding to establish changing provision at Hinstock Recreation Ground.
- ◀ Use future S106/CIL monies from Clive Barracks to alleviate existing and future sporting shortfalls either onsite or offsite.

#### ***Key recommendations for Wem***

- ◀ To meet the existing and future football shortfalls secure access to educational sites through CUAs in addition to improve poor pitch quality through enhanced levels of maintenance.
- ◀ Support Shawbury Football Club in its aspirations to develop a new site and when considering its feasibility explore options for a full size 3G pitch to meet demand identified in the area.
- ◀ For cricket, improve quality in order to create future capacity and secure tenure. In addition, explore enhancing cricket provision at Thomas Adams Sports Centre to create additional capacity for Wem CC.
- ◀ Address quality for all other sports.

#### ***Key recommendations for Whitchurch***

- ◀ To meet the existing and future football shortfalls secure access to educational sites through CUAs in addition to improve poor pitch quality through enhanced levels of maintenance.
- ◀ For cricket, improve quality in order to create future capacity and secure tenure. Explore opportunities to create additional provision for Whitchurch CC on adjacent land to Heath Round Ground.
- ◀ Refurbish the AGP at Whitchurch Sports & Leisure Centre as a priority in order to ensure the continued use of the site for hockey.
- ◀ Address quality for all other sports.

**PLACE PLAN – MARKET DRAYTON**

Site ID	Site	Post code	Sport	Management	Current status	Recommended actions	Partners	Site hierarchy tier	Priority	Timescales <sup>5</sup>	Cost <sup>6</sup>	Aim
5	Adderley Village Hall	TF9 3FA	Bowls	Sports club	One standard quality bowling green. Club has c60 members.	Explore opportunities to make improvements in order to sustain membership levels.	Sports club BCGBA	Local	L	M	L	Protect Enhance
63	Cheswardine Parish Council	TF9 2RS	Football	Cheswardine Parish Council	One poor quality youth 9v9 pitch. No changing provision.	Improve quality as required to meet levels of demand.	Sports Club Parish	Local	L	L	L	Protect Enhance
			Bowls		One poor quality bowling green. Club has c25 members. Currently negotiating a lease with Cheswardine Parish Council.	Explore opportunities to make improvements in order to sustain membership levels. Assist the Club in obtaining a lease on the site.	Sports club Parish BCGBA		M	M	L	
65	Childs Ercall Bowls Club	TF9 2DA	Bowls	Unknown	One standard quality bowling green. Membership unknown.	Explore opportunities to make improvements in order to sustain membership levels.	Sports club BCGBA	Local	L	M	L	Protect Enhance
66	Childs Ercall Playing Field	TF9 2DD	Football	Childs Ercall Parish Council	One poor quality adult pitch. No changing provision.	Improve quality as required to meet levels of demand.	Sports Club Parish	Local	L	L	L	Protect Enhance
78	Clive Barracks	TF9 3QE	Football Cricket RFU	MOD	One standalone NTP, one senior rugby union and one adult football pitch all of which are standard quality and not available for community use. The site is subject to strategic housing development.	Retain as required for the short term. Long term secure S106 / CIL monies to contribute to alleviating identified existing and future shortfalls in Market Drayton for football, rugby union, cricket and hockey either onsite or contribute to offsite developments/enhancements.	MOD SFA, FF SCB, ECB, RFU, EH Council	Local	M	L	H	Protect Enhance Provide
113	Falcon Field (Woore Cricket Club)	CW3 9SF	Cricket	Sports club	One good quality cricket square with 10 wickets plus an NTP which is overplayed by 18 match sessions per season.	Explore greater utilisation of the NTP in order to reduce overplay. In addition, examine if an additional grass wicket can be established. Alternatively, if unachievable, explore options such as the transfer of demand off the site.	Sports club ECB, SCB	Local	M	S	L	Protect Enhance Provide
123	Greenfields Sports Ground	TF9 3SL	Football Rugby union Tennis	Market Drayton Sports Association	The site is leased from Market Drayton Town Council to the Market Drayton Sports Association which consists of Market Drayton Town FC, Market Drayton Tigers FC, Market Drayton RFC and Market Drayton TC. Each club has its own clubhouse and utilise their own pitch provision to accommodate demand. Market Drayton Town FC (Step 4) accesses one good quality floodlit adult pitch and one floodlit junior pitch. Market Drayton Tigers FC use one youth 11v11, one youth 9v9, one mini 7v7 and one mini 5v5 pitch, all standard quality. For rugby there is one senior and one junior pitch both of poor quality and overplayed.	Site is allocated for housing within the Local Plan and is currently subject to potential relocation, if a suitable site can be identified to fully mitigate the site to meet Sport England Playing Field Policy. Relocation should include equitable provision of ancillary facilities. Further feasibility is also required to assess the potential for the site to accommodate an AGP to meet exported demand by Market Drayton HC and a 3G pitch to meet demand identified in the area. Explore the feasibility of S106/CIL monies from housing development at Clive Barracks to contribute to the potential Greenfields Sports Ground relocation.	Sport England FF, SFA RFU, LTA Town Council Sports clubs	Hub	H	M	H	Enhance Provide

<sup>5</sup> (S) -Short (1-2 years); (M) - Medium (3-5 years); (L) - Long (6+ years)

<sup>6</sup> (L) -Low - less than £50k; (M) -Medium - £50k-£250k; (H) -High £250k and above

Site ID	Site	Post code	Sport	Management	Current status	Recommended actions	Partners	Site hierarchy tier	Priority	Timescales <sup>5</sup>	Cost <sup>6</sup>	Aim
					For tennis there are three standard quality macadam and the Club has c180 members.							
133	Hinstock Cricket Club	TF9 2TA	Cricket	Sports club	One poor quality square with six wickets. No capacity for play. Changing provision is poor quality.	As per the PQS for the site, improve current maintenance regime to improve the quality of onsite provision. Explore options for funding to improve changing room provision. Explore the feasibility of S106/CIL monies from housing development at Clive Barracks to contribute to quality enhancements.	Sports club ECB, SCB	Local	M	S	L	Protect Enhance
135	Hinstock Recreation Ground	TF9 2SN	Football	Hinstock Parish Council	One poor quality adult pitch. No changing provision.	Improve quality as required in relation to demand and explore a joint funding bid to provide changing provision. Explore the feasibility of S106/CIL monies from housing development at Clive Barracks to contribute to quality enhancements.	Sports club Parish Council LTA, FF, SFA	Local	M	M	M-H	Protect Enhance Provide
			Tennis Netball		Three macadam courts, two good quality and one poor. Overmarked with netball courts. Rented by Hinstock TC which only has access to a portacabin for ancillary provision. It has applied for funding from the Parish Council in connection with potential S106/CIL monies to create a pavilion, however, the Parish Council is yet to take action.							
136	HMP Stoke Heath	TF9 2JL	Football	HMP	One poor quality adult pitch unavailable for community use. Also, one small 3G pitch (54 x 44) unavailable for community use.	Retain as required. No action.	-	-	-	-	-	-
138	Hodnet Social Club	TF9 3NS	Football	Sports club	One poor quality adult pitch. Spare capacity discounted due to quality. Poor quality changing provision servicing football and cricket.	Improve quality as required to meet levels of demand. Explore the feasibility of S106/CIL monies from housing development at Clive Barracks to contribute to quality enhancements.	Sports club FF, SFA	Main site	L	S	L	Protect Enhance
			Cricket		One poor quality square with six wickets and overplayed by 12 match sessions per season. Peppercorn rent from private landowner.	As per the PQS for the site, improve current maintenance regime to improve the quality of onsite provision and address overplay. Explore options for a joint funding to improve changing room provision. Assist the Club in securing on site tenure. Explore the feasibility of S106/CIL monies from housing development at Clive Barracks to contribute to quality enhancements.	Sports club ECB, SCB		H	S	M-H	
			Bowls		One standard quality bowling green. Club has c55 members.	Explore opportunities to make improvements in order to sustain membership levels.	Sports club BCGBA		M	M	L	

Site ID	Site	Post code	Sport	Management	Current status	Recommended actions	Partners	Site hierarchy tier	Priority	Timescales <sup>5</sup>	Cost <sup>6</sup>	Aim
170	Market Drayton Bowling Club	TF9 1HY	Bowls	Private	One standard quality bowling green. Club has c40 members. Rented from Joules Brewery.	Explore opportunities to make improvements in order to sustain membership levels. Assist the Club in improving ancillary provision.	Sports club BCGBA	Local	L	L	L	Protect Enhance
171	Market Drayton Community Amateur Sports Club	TF9 1HH	Football	Sports club	One standard quality youth 9v9 pitch with spare capacity. Standard quality changing.	Improve quality as required and maximise use. Explore options for a joint funding to improve changing room provision. Explore the feasibility of S106/CIL monies from housing development at Clive Barracks to contribute to quality enhancements.	Sports club FF, SFA	Local	M	M	M	Protect Enhance
			Cricket		One standard quality square with 14 wickets. Some spare capacity on Sunday or midweek. Standard quality changing.	Improve quality as required and maximise use. Potential to accommodate additional demand from Woore Cricket Club. Explore the feasibility of S106/CIL monies from housing development at Clive Barracks to contribute to quality enhancements.	Sports club ECB, SCB		M	S	M	
188	Moreton Saye Tennis and Bowls	TF9 3RS	Bowls (lapsed)	Parish Council	Anecdotal evidence suggests the club which previously used the site, Moreton Saye BC, pulled out of the League due to falling membership. In addition, the landowner (The Village Church) has aspirations to extend its graveyard by using the site where the green is located.	There appears to be little demand to bring back into use, however, further local assessment is required to confirm this position. If lost, provision should be mitigated through improvements to other local facilities.	Parish Council BCGBA, LTA	Local	L	M	L	Enhance
			Tennis		One poor quality macadam court. No formal club using the site.							
191	Mount Lane Bowling Club	TF9 1AQ	Bowls	Unknown	One standard quality bowling green. Membership unknown.	Explore opportunities to make improvements in order to sustain membership levels.	Sports club BCGBA	Local	L	M	L	Protect Enhance
202	Norton in Hales Community Sports Club	TF9 4AP	Cricket	Sports club	One good quality square with nine wickets. No capacity available. Demand for additional non turf pitch. Rented from Charitable Sports Club.	Look at options to secure tenure and explore options to install an NTP to help build future capacity.	Sports club ECB, SCB	Local	L	S	L	Protect Enhance
			Bowls		One standard quality bowling green. Rented from Charitable Sports Club.	Explore opportunities to make improvements in order to sustain membership levels. Look at options to secure tenure.	Sports club BCGBA		L	S	L	
			Tennis		Two poor quality grass courts. Club has 75 members.	Improve quality in order to help sustain membership.	Sports club LTA		M	M	L-M	
287	The Grove School	TF9 1HF	Football	Education	One adult, one youth 11v11 and one youth 9v9 pitch, all standard quality. Unavailable for community use.	Explore options to establish community use to help meet identified shortfalls in the area.	School FF, SFA	Local	M	S	L	Protect Enhance Provide
			Cricket		One standalone NTP. Unavailable for community use.	Retain for school use as no local demand for community use.	School		L	L	L	
			Rugby union		Two poor quality senior pitches. Unavailable for community use.							

Site ID	Site	Post code	Sport	Management	Current status	Recommended actions	Partners	Site hierarchy tier	Priority	Timescales <sup>5</sup>	Cost <sup>6</sup>	Aim
			Tennis Netball		Three macadam courts overmarked with netball. Unavailable for community use.							
309	Victoria Bowling Club	TF9 3DW	Bowls	Sports club	One standard quality bowling green with 65 members.	Explore opportunities to make improvements in order to sustain membership levels.	Sports club BCGBA	Local	M	M	L	Protect Enhance
327	Wollerton Bowling Green (Mill Rd)	TF9 3LX	Bowls	Sports club	One good quality bowling green with c40 members.	Sustain quality and look at ways to maximise use to ensure future sustainability.	Sports club BCGBA	Local	L	M	L	Protect
328	Wollerton Tennis Courts (Off Drayton Rd)	TF9 3LX	Tennis	Sports club	Two floodlit artificial courts, standard quality. Club has 45 members.	Improve quality in order to help sustain/improve membership.	Sports club LTA	Local	M	M	L	Protect Enhance
333	Woore Bowling Green	CW3 9SA	Bowls	Sports club	One good quality bowling green. Club has c50 members.	Sustain quality and look at ways to maximise use to ensure future sustainability.	Sports club BCGBA	Local	L	M	L	Protect
335	Woore Tennis Club (Woore Village Hall)	CW3 9SF	Tennis	Sports club	Two good quality, floodlit macadam courts. Club has c400 members.	Sustain quality and consider options to increase the number of courts to better meet demand.	Sports club LTA	Local	M	M	M	Protect Provide
-	Forton Cricket Club	TF10 8BF	Cricket	Sports club	Technically falls outside of the Study Area, albeit it is recognised as servicing Shropshire residents to some extent. One good quality square with eight wickets and overplayed by three match sessions per season.	Minimal levels of overplay which can generally be accommodate by ensuring good quality is sustained.	Sports club ECB, SCB	Local	L	L	L	Protect

**PLACE PLAN – WEM**

Site ID	Site	Post code	Sport	Management	Current status	Recommended actions	Partners	Site hierarchy tier	Priority	Timescales <sup>7</sup>	Cost <sup>8</sup>	Aim
1	Acton Reynald Cricket Club	SY4 3BH	Cricket	Sports club	One standard quality square with six wickets. Played to capacity. Accompanied by standard quality changing provision.	Explore opportunities to create future spare capacity, including improving quality and extending the square with additional wickets.	Sports club ECB, SCB	Local	M	M	L	Protect Enhance
54	Butler Sports Centre	SY4 5AP	Football	Wem Town Council	One adult, one youth 9v9 and one mini 7v7, all standard quality. Only minimal spare capacity available. Accompanied by poor quality changing provision.	Improve pitch quality through an enhanced maintenance regime to create additional capacity. Explore funding options to improve changing.	Town Council Sports club FF, SFA	Main site	M	S	M	Protect Enhance
			Bowls		Two good quality bowling greens. Club has c65 members. Club has aspiration to improve changing room quality.	Sustain quality and maximise membership in order to create sustainability. Explore funding options to improve changing as per above with football.	Town Council Sports club BCGBA		M	S	M	
93	Coton Hall Cricket Club	SY13 3LN	Cricket	Private	One standard quality square with five wickets. No actual spare capacity. Unsecure tenure as rent from private farmer.	Improve quality in order to create future capacity but as a priority work to secure tenure.	Sports club ECB, SCB	Local	H	S	L	Protect Enhance

<sup>7</sup> (S) -Short (1-2 years); (M) - Medium (3-5 years); (L) - Long (6+ years)

<sup>8</sup> (L) -Low - less than £50k; (M) -Medium - £50k-£250k; (H) -High £250k and above

Site ID	Site	Post code	Sport	Management	Current status	Recommended actions	Partners	Site hierarchy tier	Priority	Timescales <sup>7</sup>	Cost <sup>8</sup>	Aim
124	Hadnall Bowling Green	SY4 4AG	Bowls	Hadnall Parish Council	One standard quality bowling green. Club has c100 members. Club has aspiration to improve clubhouse quality.	Explore opportunities to make improvements in order to sustain membership levels. Assist the Club in improving ancillary provision.	Parish Council Sports club BCGBA	Local	M	M	M	Protect Enhance
127	Harcourt Cricket Club	SY4 4LT	Cricket	Unknown	One poor quality square with eight wickets and overplayed by 12 match sessions per season. Accompanied by poor quality changing provision.	Ensure the Club has long term security of tenure. As per the PQS for the site, improve current maintenance regime to improve the quality of onsite provision and address overplay. Explore options for a joint funding to improve changing room provision.	Sports club ECB, SCB	Local	H	S	M-H	Protect Enhance
223	Preston Brockhurst Bowling Green	SY4 5QA	Bowls	Unknown	One standard quality bowling green. Membership unknown.	Explore opportunities to make improvements in order to sustain membership levels.	Sports club BCGBA	Local	M	M	L	Protect Enhance
230	RAF Shawbury	SY4 4DZ	Football	MOD	Two standard quality adult pitches. No community use	The RAF cannot offer long term tenure for any community users, as access to the site can be removed at any time based on national requirements. In addition, any current users must go through a rigorous vetting process before they are granted access. Continue to allow use of the 3G for hockey and further explore opportunities to increase and secure use for the Club.	MOD EH Sports club	Local	M	S	L	Protect Provide
			Football (3G)		One full size 3G pitch (short pile) with restrictions on use/availability. Good quality. Used by Wem & Market Drayton HC to accommodate some hockey competitive demand and by ad hoc football teams for midweek training. Although available for community use the pitch does not offer security of tenure.							
			Rugby union		One senior pitch that is not available for community use.							
240	Shawbury Bowling Club	SY4 4NZ	Bowls	Sports club	One good quality bowling green. Used by Elephant and Castle BC which has c30 members.	Sustain quality and maximise membership in order to create sustainability.	Sports club BCGBA	Local	L	M	L	Protect
242	Shawbury Recreation Ground	SY4 4NH	Football	Shawbury Parish Council	One standard quality adult pitch overplayed by 1.5 match equivalent sessions. Pitch subject to public use. No changing provision.	Improve quality as required in order to address overplay. Explore options for access to changing rooms.	Parish Council FF, SFA	Local	M	M	L	Protect Enhance
288	The Kynaston Ground (Wem Cricket Club)	SY4 5HR	Cricket	Sports club	One good quality square with 14 wickets. Spare capacity is minimal on a Sunday or midweek for additional play.	Retain some spare capacity in order to help maintain quality. Explore greater utilisation of cricket provision at Thomas Adams Sports Centre only if the amount of provision and quality of provision is improved.	Sports club ECB, SCB	Local	L	L	L	Protect
301	Thomas Adams Sports Centre	SY4 5UB	Football	Education	One adult and three youth 11v11 pitches, all standard quality. Spare capacity discounted due to unsecure tenure. Accompanied by standard quality changing provision.	Increasing quality (as required) and securing community use will increase capacity to meet identified shortfalls in the area.	School FF, SFA	Main site	H	S	L	Protect Provide Enhance
			Cricket		One standalone NTP	Explore improving levels of cricket provision on the site, including another NTP, in cohesion with secured usage for Wem CC.	School		M	M	L	

Site ID	Site	Post code	Sport	Management	Current status	Recommended actions	Partners	Site hierarchy tier	Priority	Timescales <sup>7</sup>	Cost <sup>8</sup>	Aim
			Rugby union		One poor quality senior pitch with potential spare capacity discounted due to quality.	Retain for school use as no local demand to establish community use.	School		L	L	L	
			Netball		Four poor quality macadam courts. Available but unused.	Given size of available courts, explore options to improve quality and establish community use if local demand exists.	School EN		M	M	L-M	
307	United Services Wem Club	SY4 5EP	Bowls	Sports club	One standard quality bowling green. Club has c60 members.	Explore opportunities to make improvements in order to sustain membership levels.	Sports club BCGBA	Local	M	M	M	Protect Enhance
312	Wem Recreation Ground	SY4 5AY	Football	Wem Town Council	One poor quality adult pitch. Spare capacity discounted due to poor quality. Accompanied by standard quality changing provision.	Improve pitch quality as required in order to create spare capacity.	Sports club FF, SFA	Main site	M	M	L	Protect Enhance
			Bowls		One standard quality bowling green. Club has 40 members.	Explore opportunities to make improvements in order to sustain membership levels.	Sports club BCGBA		M	M	M	
			Tennis		Four standard quality macadam court, three are floodlit. Club has c280 members.	Improve quality as required to help sustain membership levels.	Sports club LTA		M	M	M	
323	Whixall Bowling Club	SY13 2PP	Bowls	Sports club	One good quality Bowling green. Ongoing club house improvements required. Club has 75 members.	Sustain quality and maximise membership in order to create sustainability. Assist the Club in improving ancillary provision.	Sports club BCGBA	Local	L	M	L	Protect Enhance
324	Whixall C of E Primary School	SY13 2SB	Tennis	Education	One macadam court.	Retain for school use.	School	Local	L	L	L	Protect
331	Woodlands School	SY4 5PJ	Tennis	Education	One macadam court.	Retain for school use.	School	Local	L	L	L	Protect
370	Shawbury Junior Football Club (Ponyton)	SY4 4JN	Football	Private	One youth 9v9, one mini 7v7 and one mini 5v5 pitch, all poor quality. No peak time capacity. Pitches are poor quality due to issues with limited maintenance and poor drainage. Site was recently agricultural land.	Explore opportunities to improve quality in order to create future spare capacity.	Sports club FF, SFA	Local	H	S	M	Protect Enhance
New	Shawbury Football Club	-	Football	Private	The Club aspires to develop as a home site within its locality. Initial plans for the new site include one 5v5, one 7v7, one 9v9, training area and two adult pitches both of which are suitable for Step 6 football (floodlit). It also aspires to have an onsite clubhouse/hospitality to service the grass pitches and make one of the adult pitches a 3G surface (local demand identified).	Before applying for funding/investment the Club should secure a longer term agreement from the private landowner in order to access relevant grant monies. Further feasibility is required to determine the sustainability of such a development. This should also consider the need for a 3G pitch.	Sports club FF, SFA	Main site	H	M	H	Provide

**PLACE PLAN – WHITCHURCH**

Site ID	Site	Post code	Sport	Management	Current status	Recommended actions	Partners	Site hierarchy tier	Priority	Timescales <sup>9</sup>	Cost <sup>10</sup>	Aim
11	Archibald Worthington Club (Whitchurch)	SY13 1BQ	Bowls	Unknown	Two standard quality bowling greens. Membership unknown.	Explore opportunities to make improvements in order to sustain membership levels.	Sports club BCGBA	Local	M	M	M	Protect Enhance
12	Ash Magna Bowling & Tennis Club	SY13 4DR	Bowls	Whitchurch Rural Parish Council	One standard quality bowling green. Membership unknown.	Explore opportunities to make improvements in order to sustain membership levels.	Parish Council BCGBA	Local	M	M	M	Protect Enhance
			Tennis		One standard quality macadam court.	Retain and maintain for recreation use.	Parish Council		L	L	L	
39	Bridgewater Bowling Club (Whitchurch)	SY13 1RE	Bowls	Sports club	Two standard quality bowling greens. Ongoing installation of irrigation system. Club has c50 members.	Explore opportunities to make improvements in order to sustain membership levels. Assist the Club in improving ancillary provision.	Sports club BCGBA	Local	M	M	M	Protect Enhance
57	Calverhall Cricket Ground	SY13 4PE	Cricket	Calverhall Village Trust	One good quality square with eight wickets. Actual spare capacity expressed. Expressed demand for creation of a non turf pitch	Explore opportunities to maximise use to accommodate future demand and potentially demand from Whitchurch CC / Calverhall CC.	Sports club ECB, SCB	Main site	M	S	L	Protect Enhance
			Bowls		One good quality bowling green. Club has 45 members.	Sustain quality and maximise membership in order to create sustainability.	Sports club BCGBA		L	L	L	
			Tennis		Two floodlit artificial courts, standard quality.	Retain and maintain for recreation use.	Sports club LTA		L	L	L	
62	Chester Road Bowling Club	SY13 1ND	Bowls	Sports club	Two good quality bowling greens. Club has c130 members.	Sustain quality and membership in order to create sustainability.	Sports club BCGBA	Local	L	L	L	Protect
105	Deermoss Park	SY13 1QW	Football	Council	One poor quality youth 11v11. Spare capacity discounted due to quality. No changing provision.	Improve quality as required to meet demand.	Council	Local	L	L	L	Enhance
130	Heath Road Ground	SY13 3JG	Cricket	Sports club	One good quality square with 13 wickets. Also, one standalone NTP on site. The limited amount of spare capacity on the site cannot accommodate a senior women's team on a Sunday. The Club is in discussions with a developer of an adjacent site to expand the existing facility which is much needed as its Junior section continues to expand.	Sustain square quality through regular levels of maintenance. Explore the feasibility of assisting the Club in creating a square with a minimum of six wickets and relevant ancillary facilities if security of tenure can be obtained on the adjacent site.	Sports club ECB, SCB	Local	M	S	M	Protect Provide
139	Hollies Tennis Club	SY13 1LP	Tennis	Sports club	Three good quality macadam courts, all floodlit. Club has over 300 members.	Sustain quality in order to sustain future membership levels.	Sports club	Local	L	L	L	Protect
221	Prees Cricket and Recreation Club	SY13 2DX	Football	Sports club	One adult, one youth 11v11 and 9v9 and one mini 7v7. All good quality. No peak time capacity. Serviced by good quality changing provision.	Sustain quality and maximise use of spare capacity where able to. For example, Whitchurch CC could utilise capacity if community use could be secured.	Sports club ECB, SCB	Hub site	M	M	L	Protect
			Football (3G)		One small size 3G pitch (46 x 28) which is floodlit.							

<sup>9</sup> (S) -Short (1-2 years); (M) - Medium (3-5 years); (L) - Long (6+ years)

<sup>10</sup> (L) -Low - less than £50k; (M) -Medium - £50k-£250k; (H) -High £250k and above

Site ID	Site	Post code	Sport	Management	Current status	Recommended actions	Partners	Site hierarchy tier	Priority	Timescales <sup>9</sup>	Cost <sup>10</sup>	Aim
			Cricket		One good quality square with six wickets and one NTP. Spare capacity at peak time.							
			Bowls		Two good quality bowling greens. Club has c80 members.							
225	Queensway Park	SY13 1HD	Football	Community organisation	One adult and one mini 5v5 pitch, both standard quality. No changing provision.	Improve quality as required and explore options for access to changing rooms.	Sport club	Local	L	L	L	Protect Enhance
302	Tilstock Tennis & Bowls Club	SY13 3JL	Bowls	Sports club	One good quality bowling green. Aspirations to improve club house quality. Club has c40 members.	Sustain quality and maximise membership in order to create sustainability. Assist the Club in improving ancillary provision.	Sports club BCGBA	Local	M	M	L	Protect Enhance
			Tennis		Two standard quality grass courts. Club has c100 members.	Improve as required in order to meet levels of demand.	Sports club LTA		M	M	L	
318	Whitchurch & District Club	SY13 1QW	Bowls	Sports club	Two standard quality bowling greens. Membership unknown.	Explore opportunities to make improvements in order to sustain membership levels.	Sports club BCGBA	Local	M	M	M	Protect Enhance
320	Whitchurch Rugby Football Club	SY13 4NH	Rugby union	Sports club	Four senior pitches, one floodlit and two mini pitches. All good quality. Mini pitches are played to capacity. Senior pitches have some actual spare capacity.	Sustain quality and maximise use of the senior pitches to accommodate any future demand. Further examine how best to reduce the levels of unauthorised access/dog fouling on the site.	Sports club RFU	Local	L	L	L	Protect
321	Whitchurch Sports & Leisure Centre (Sir John Talbot School)	SY13 2BY	Football	Education	One adult, one youth 11v11 and mini pitches 5v5 and 7v7. All poor quality with the youth pitch overplayed. Serviced by standard quality changing provision.	Secure community use for Whitchurch Alport Juniors FC and explore funding options to improve quality.	School Sports club FF, SFA	Hub site	H	S	M	Protect Enhance Provide
			Cricket		Two standalone NTPs.	Retain for school use as required.	School		L	L	L	
			Rugby union		Two senior pitches, poor quality. Spare capacity discounted.	Retain for school use and improve as required. Explore the feasibility of increasing community use through a community use agreement.	School		L	L	L	
			Hockey (AGP)		One full size, floodlit AGP. Poor quality and suffers from drainage problems which often results in standing, and freezing water. Used by Whitchurch HC and Market Drayton HC. Used to capacity.	As a priority refurbish pitch carpet to ensure the continued use of the site for hockey.	School Sports club EH		H	S	H	
			Tennis		Four floodlit macadam courts, all good quality. Overmarked with netball.	Explore options to establish community use if local demand exists.	School EN		M	S	L	
340	Yockings Park	SY13 1PG	Football	Sports club	One adult and one youth 9v9 pitch, both standard quality and with actual spare capacity.	Improve quality as required to service levels of demand.	Sports club	Local	L	L	L	Protect Enhance

## NORTH WEST ANALYSIS AREA

### ***Key recommendations for Ellesmere***

- ◀ Explore potential options to improve drainage issues at Beech Grove Playing Fields as it is located on a Flood Zone.
- ◀ Explore potential options to assist Ellesmere CC with qualitative issues at Ellesmere Cricket Club including square improvement or relocation.
- ◀ Assist clubs in pitch and ancillary provision enhancements where required.
- ◀ Assist clubs in securing on site tenure, where required.
- ◀ Explore options to increase cricket capacity at sites, such as installing NTPs or creation of additional wickets, if future demand is actualised. Particularly at Hardwick Park.
- ◀ Explore improving court quality at Ellesmere College to increase netball activity

### ***Key recommendations for Oswestry***

- ◀ Explore potential options to alleviate overplay at Oswestry RFC such as improving on site pitch and securing access to additional provision.
- ◀ Assist clubs in pitch and ancillary provision enhancements where required.
- ◀ Assist clubs in securing on site tenure, where required.
- ◀ Create additional capacity for youth football pitches in order to accommodate future demand such as securing access to educational site and improving poor quality provision
- ◀ Explore options to increase cricket capacity at sites, such as installing NTPs or creation of additional wickets, if future demand is actualised. Particularly at Knockin & Kinnerly Cricket Ground and Oswestry Cricket Club.
- ◀ Work towards reinstating cricket at Whittington Cricket & Bowling Club.
- ◀ Explore the future feasibility of relocation both Oswestry RFC and Oswestry CC to a new joint site which could increase capacity for each sport.

**PLACE PLAN – ELLESMERE**

Site ID	Site	Post code	Sport	Management	Current status	Recommended actions	Partners	Site hierarchy tier	Priority	Timescales <sup>11</sup>	Cost <sup>12</sup>	Aim
25	Beech Grove Playing Fields	SY12 0BT	Football	Sports club / Ellesmere Town Council	Two adult, one youth 9v9, one mini 7v7 and one mini 5v5 pitch all of which are standard quality. Adult pitches, youth 9v9 and mini 5v5 pitch all have actual spare capacity of 0.5 match equivalent sessions. The mini 7v7 pitch is played capacity at peak time. One of the adult pitches is suitable for Step football and all remaining pitches suffering from drainage issues. Ellesmere Rangers FC currently has a long term lease of its first team pitch (Step 5 standard) from Ellesmere Town Council. However, it only rents pitches at Beech Grove Playing Fields on an annual basis. The Club has ambitions to formalise a long term agreement for the entire site from the Town Council in order for it to be able to access potential funding streams to improve pitch quality. Site is located on a Flood zone.	Due to site being located on a flood zone examine ways to improve pitch quality such as increased levels of regular maintenance. Assist the Club in securing long term tenure for the entire site in order for it to access relevant potential grant monies. Utilise spare capacity to accommodate future demand or alleviate overplay from surrounding sites. Ensure pitch and ancillary facilities are suitable for relevant Step football. Ensure the sports club has access to relevant flood relief funds when required. Ensure sports club is prepared for the potential effects of flooding.	Sports club TC SFA FF	Main site	H	S-M	L-M	Protect Enhance Provide
99	Criftins Village Hall and Playing Field	SY12 9LE	Bowls	Community organisation	One good quality bowling green used by Criftins BC.	Sustain quality and maximise membership in order to create sustainability.	Community organisation Sports club LTA BCGBA	Local	M	S	L	Protect
			Tennis		Two good quality macadam courts that are floodlit. Courts are used by Criftins TC which has c176 members. The Club has concerns regarding its tenure onsite.	Sustain court quality and membership. If demand increases, consider the need for additional provision. Explore options to give Criftins TC secured onsite tenure.						
110	Ellesmere Bowling Club	SY12 0HA	Bowls	Sports club	Two poor quality bowling greens owned by Ellesmere BC that has c44 members. The Club has aspirations to improve green and ancillary facility quality.	Improve green quality through an enhanced maintenance regime. Assist the Club in improving ancillary provision.	Sports club BCGBA	Local	M	M	L	Protect Enhance
111	Ellesmere College	SY12 9AB	Football	Education	Five good quality adult pitch that have spare capacity discounted due to unsecure tenure. Provision is available for community use.	Sustain quality for curricular and extracurricular demand. Explore options to increase community use for future levels of demand.	Education SFA FF ECB SCB RFU LTA EN	Main site	M	M	L	Protect Enhance Provide
			Cricket		One standalone NTP and three grass cricket squares with four, 10 and 12 grass wickets respectively. All provision is good quality and available for community use.	Sustain quality for curricular and extracurricular demand. Explore options to increase community use.						

<sup>11</sup> (S) -Short (1-2 years); (M) - Medium (3-5 years); (L) - Long (6+ years)

<sup>12</sup> (L) -Low - less than £50k; (M) -Medium - £50k-£250k; (H) -High £250k and above

Site ID	Site	Post code	Sport	Management	Current status	Recommended actions	Partners	Site hierarchy tier	Priority	Timescales <sup>11</sup>	Cost <sup>12</sup>	Aim
			Rugby union		Five senior rugby union pitches that are available for community use.	Sustain quality for curricular and extracurricular demand. Explore options to increase community use.						
			Hockey (AGP)		One full size floodlit hockey suitable AGP that is floodlit and community available.	Sustain quality for curricular and extracurricular demand. Explore options to increase community use.						
			Tennis		Six poor quality macadam courts that are floodlit and available for community use. In addition there are also four new good quality indoor courts.	Focus on improving court quality in order to increase levels of tennis activity.						
			Netball		Six poor quality floodlit macadam courts which are in need of posts.	Focus on improving court quality in order to increase levels of netball activity.						
112	Ellesmere Cricket Club	SY12 9AA	Cricket	Ellesmere Town Council	One good quality square with eight grass wickets. Square is overplayed by five match equivalent sessions. Ellesmere CC indicates it is currently looking for assistance and potential solutions to a long term drainage issue. The Club indicates the problem is becoming worse on a season by season basis and is causing matches to be moved or cancelled. Site is located on a flood zone.	Ensure good quality in order to sustain minimal levels of overplay. Due to site being located on a flood zone examine ways to improve square quality such as increased levels of regular maintenance, drainage or relocation of the square to a more suitable location. Ensure the sports club has access to relevant flood relief funds when required. Ensure sports club is prepared for the potential effects of flooding.	TC Sports club ECB SCB	Local	M	S	L-M	Protect Enhance
128	Hardwick Park (Frankton Cricket Club)	SY12 9HG	Cricket	Private	One good quality square that has ten grass wickets. The Club currently has a minimal lease for a private landowner. Square has minimal spare capacity with no capacity to accommodate future demand.	Sustain square quality through regular maintenance. Assist the Club in securing onsite tenure. In priority order, assist the Club in actualising future demand whether this is through creation of an NTP, additional wickets on site, access to secondary site with capacity or creation of new provision.	Private Sports club ECB SCB	Local	M	S	L	Protect Enhance
151	Lakelands Academy	SY12 0EA	Football	Education	One poor quality adult pitch that is played to capacity through curricular usage. Pitch is not available for community use.	Improve pitch quality, as required, to meet curricular and extracurricular demand.	Education SFA FF EH EH	Main site	L	L	L	Protect
			Football (3G)		One standard quality small size floodlit 3G (46x28).	Sustain quality and retain as current use. Ensure a sinking fund is in place. Explore options to maximise community use.						
			Hockey (AGP)		One full size floodlit hockey suitable AGP that is good quality. There is minimal current community usage.	Sustain quality and retain as current use. Ensure a sinking fund is in place. Explore options to maximise community use.						
			Tennis		Three standard quality macadam courts that are floodlit but not available for community use.	Sustain quality and retain as current use.						

## SHROPSHIRE COUNCIL ACTION PLAN

Site ID	Site	Post code	Sport	Management	Current status	Recommended actions	Partners	Site hierarchy tier	Priority	Timescales <sup>11</sup>	Cost <sup>12</sup>	Aim
			Netball		Two standard quality macadam courts that are floodlit but not available for community use.	Sustain quality and retain as current use.						
180	Millennium Village Hall Playing Fields	SY12 0JE	Football	Education	One adult pitch that has spare capacity discounted due to poor quality.	Improve pitch quality through enhanced levels of maintenance based on levels of future demand. Examine pitch reconfiguration based on future levels of demand.	Education SFA FF	Local	L	L	L	Enhance

### PLACE PLAN – OSWESTRY

Site ID	Site	Post code	Sport	Management	Current status	Recommended actions	Partners	Site hierarchy tier	Priority	Timescales <sup>13</sup>	Cost <sup>14</sup>	Aim
56	Cae Glass Park	SY11 1AP	Bowls	Oswestry Town Council Community organisation	One standard quality bowling green.	Explore opportunities to make improvements in order to sustain membership levels.	TC Community organisation Sports club BCGBA LTA	Main site	M	S-M	L	Protect Enhance
			Tennis		Three artificial courts and three artificial mini courts operated by a community organisation and two macadam courts operated by the Town Council. All courts are available for community and all, except the macadam courts, are floodlit. Artificial courts are good quality with the macadam courts poor quality. Artificial courts are used by Oswestry Team Tennis that have c527 members.	Assist Oswestry Team Tennis in its participation levels through court access and improvements as required (including both artificial and macadam provision).						
118	Gatacre Playing Fields	SY11 1DR	Cricket	Sports club	One good quality square with seven grass wicket and an NTP. Site has minimal capacity for additional midweek demand. Provision is leased to Cae Glass CC which has aspirations for permanent practice nets.	Sustain square quality through appropriate levels of maintenance. Utilise minimal spare capacity for additional midweek demand. Explore the feasibility of assisting the Club in its training demand aspirations.	Sports club ECB SCB	Local	L	L	L	Protect Provide
141	Ifton Miners Institute Bowling Green	SY11 3AY	Bowls	Sports club	One poor quality bowling green owned by Ifton BC. The Club has plans to fundraise to build a new pavilion and has c53 members.	Improve green quality through an enhanced maintenance regime. Assist the Club in improving ancillary provision.	Sports club BCGBA	Local	M	M	L	Protect Enhance
148	Knockin & Kinnerly Cricket Ground	SY10 8HL	Cricket	Sports club	One good quality square with 12 grass wickets. Square is overplayed by eight match equivalent sessions and has no capacity to accommodate future demand. Site is on a long term lease to Knockin & Kinnerley CC from the Bradford Estate.	Sustain square quality through regular maintenance. If overplay worsens consider options to alleviate this through creation of an NTP, additional wickets on site, access to secondary site with capacity or creation of new provision.	Private Sports club ECB SCB	Local	M	S	L	Protect

<sup>13</sup> (S) -Short (1-2 years); (M) - Medium (3-5 years); (L) - Long (6+ years)

<sup>14</sup> (L) -Low - less than £50k; (M) -Medium - £50k-£250k; (H) -High £250k and above

Site ID	Site	Post code	Sport	Management	Current status	Recommended actions	Partners	Site hierarchy tier	Priority	Timescales <sup>13</sup>	Cost <sup>14</sup>	Aim
154	Lion Quays Leisure Club	SY11 3EN	Bowls (lapsed)	Private	It is unknown when the artificial bowling green at Lion Quays Leisure Centre was last formally accessed as formal sports provision, however, it is believed to be lapsed. The green was established circa 2009 with the building of Leisure Centre and surrounding facilities.	Based on levels of demand explore options for alternative uses.	Private BCGBA LTA	Local	L	L	L	Protect
			Tennis		Three macadam courts that are floodlit but not available for community use.	Based on levels of demand retain as current use.						
155	Lizbeth Close Bowling Green	SY11 1BZ	Bowls	Sports club	One good quality bowling green owned by Ye Olde Crofte BC. The site is used by Ye Olde Crofte BC (c32 members and George BC (c10 members). Onsite ancillary provision is poor quality.	Sustain quality and maximise membership in order to create sustainability. Assist the Club in improving ancillary provision.	Sports club BCGBA	Local	M	M	L	Protect Enhance
156	Llanymynech Village Hall	SY22 6EE	Football	Community organisation Sports clubs	One poor quality youth 11v11 pitch that is overplayed by one match equivalent session. Pitch suffers from limited maintenance and becomes easily waterlogged.	Improve pitch quality through enhanced levels of maintenance.	Community organisation Sports clubs SFA FF BCGBA LTA	Local	M	S-M	L-M	Protect Enhance
			Bowls		One standard quality bowling green owned by Llanymynech BC. The Club has ambitions to build a new toilet block and has c45 members.	Explore opportunities to make improvements in order to sustain membership levels. Improve green quality through an enhanced maintenance regime.						
			Tennis		Two standard quality macadam courts that are available for community use but are not floodlit. Courts are rented by Llanymynech TC which indicates aspirations for floodlights. The Club has c28 members.	Improve quality and maximise membership to help sustain for future of each club. Explore opportunities for funding to improve ancillary facilities including floodlights.						
169	Marches School	SY11 2AR	Football (3G)	Education	One adult, one youth 11v11 and one youth 9v9 pitch all of which are standard quality and not available for community use. St Martins FC has aspirations to enter a partnership with the School in order to create a full size floodlit 3G pitch with relevant Step football facilities.	Improve pitch quality to better meet levels of curricular and extracurricular demand. If pitches improve in quality explore the feasibility of allowing community use to alleviate future shortfalls. Explore the feasibility of creating a full size floodlit 3G pitch on the site with St Martins FC as a partner club.	Education SFA FF RFU EH LTA EN	Main site	M	S-M	H	Protect Enhance
			Rugby union		Two poor quality senior pitches (M0/D1) which are available for community use but are unused.	Improve pitch quality to better meet levels of curricular and extracurricular demand. Explore the feasibility of increasing community use through a community use agreement.						
			Hockey (AGP)		One poor quality full size hockey suitable AGP that is floodlit and available for community use. Limited amount of external hockey usage by Oswestry HC. Pitch is over its ten year recommended lifespan.	As a matter of priority, refurbish the pitch. Ensure there is a sinking fund in place once refurbished.						

Site ID	Site	Post code	Sport	Management	Current status	Recommended actions	Partners	Site hierarchy tier	Priority	Timescales <sup>13</sup>	Cost <sup>14</sup>	Aim
						Before any refurbishment takes place there needs to be dialogue with the SFA, FF and EH.						
			Tennis		Four poor quality macadam courts that are not floodlit nor available for community use.	Improve quality based on levels of curricular and extracurricular demand,						
			Netball		Three poor quality macadam courts that are not floodlit nor available for community use.	Improve quality based on levels of curricular and extracurricular demand,						
187	Moreton Hall School	SY11 3EW	Hockey (AGP)	Education	One standard quality full size hockey suitable AGP that is floodlit and available for community use. Pitch is over its ten year recommended lifespan.	Refurbish the pitch when required to meet curricular and extracurricular demand. Ensure there is a sinking fund in place once refurbished. Before any refurbishment takes place there needs to be dialogue with the SFA, FF and EH.	Education EH LTA EN	Local	L	S-M	H	Protect Enhance
			Tennis		Six good quality macadam courts three of which are floodlit. All courts are available for community use.	Sustain quality and retain as current use.						
			Netball		Four good quality macadam courts two of which are floodlit. All courts are available for community use.	Sustain quality and retain as current use.						
189	Morton Playing Field	SY10 8AJ	Football	Community organisation	One adult and one youth 9v9 pitch both of which are poor quality. Spare capacity on the adult pitch is discounted due to quality whereas the youth 9v9 pitch is played to capacity. No onsite ancillary facilities.	Improve pitch quality through an enhanced maintenance regime. If pitches improve in quality explore reconfiguring the adult pitch to a youth 11v11 in order to alleviate future shortfalls.	Community organisation SFA FF	Local	L	S-M	L	Enhance
208	Oswestry Boys & Girls Football Club	SY11 4AQ	Football	Sports club	Three youth 11v11, one youth 9v9, two mini 7v7 and one mini 5v5 pitch all of which are standard quality. The youth 11v11 pitches have actual spare capacity of 0.5 match equivalents sessions available with all other pitches played to capacity at peak time. Pitches suffer from poor drainage and waterlogging.	Look to improve pitch quality through either an enhanced maintenance regime and/or improve onsite drainage. Utilised actual spare capacity on youth 11v11 pitches for future demand.	Sports club SFA FF	Local	M	S-M	L	Enhance
209	Oswestry Cricket Club	SY11 2AY	Cricket	Sports club	One good quality square with 12 grass wickets. Site is owned by Oswestry CC and has no capacity for future demand. Rough and Tumblers CC also use the site. Oswestry CC has aspirations for new outdoor practice nets.	Sustain square quality through appropriate levels of maintenance. Explore the feasibility of creating new practice provision. Also explore the feasibility of expanding the Clubs current site or relocation to a new site with at least two grass cricket squares.	Sports club SCB ECB	Local	M	M	L-H	Protect Provide
210	Oswestry Rugby Club	SY11 4AE	Rugby union	Sports club	Two standard quality senior pitches (M1/D1) one of which is floodlit and one standard quality mini pitch (M1/D1). The floodlit senior pitch is	Improve pitch quality through increased levels of maintenance and/or drainage enhancements.	Sports club Council RFU	Local	H	S-L	L-H	Protect Provide Enhance

Site ID	Site	Post code	Sport	Management	Current status	Recommended actions	Partners	Site hierarchy tier	Priority	Timescales <sup>13</sup>	Cost <sup>14</sup>	Aim
					overplayed by 4.5 match equivalent sessions whereas remaining pitches have not actual spare capacity. Site is owned by Oswestry RFC The Club has long term ambitions to relocate to a new home where all its demand can be located. Onsite ancillary is poor quality.	Assist the Club in alleviating levels of overplay through pitch improvements and access/ creation of additional pitches and suitable sites. Explore the feasibility of installing floodlights on its second pitch. Examine the feasibility of rebuilding and relocating onsite ancillary provision to provide better quality facilities and potentially additional land for pitches. Explore the clubs long term ambitions to relocate to a new site with suitable pitch and ancillary provision. This should be examined with future housing growth in the Park Hall area.						
211	Oswestry School	SY11 2TL	Football	Education	Two adult, one youth 11v11, one youth 9v9 and one mini 7v7 pitch all of which are good quality. The youth 11v11 and mini 7v7 pitch are played to capacity at peak period with remaining spare capacity on pitch discounted due to unsecure tenure.	Sustain quality through appropriate levels of maintenance. Explore formalising community use through a CUA to create additional capacity.	Education SFA FF ECB SCB EH LTA	Main site	M	S-L	L-M	Protect Provide
			Cricket		Two good quality squares one with 12 grass wickets and one with three grass wickets. Spare capacity discounted due to unsecure tenure.	Sustain quality and retain as current use. Explore formalising community use through a CUA to create additional capacity.						
			Rugby union		One senior and one junior pitch both of which are standard quality (M1/D1). Actual spare capacity discounted due to unsecure tenure.	Sustain quality and retain as current use.						
			Hockey (AGP)		One full size hockey suitable AGP that is available for community use and floodlit. Used by Oswestry HC.	Protect as a hockey suitable surface and support the development and growth of Oswestry HC through the School						
			Tennis		Six good quality artificial courts that are floodlit and available for community use. Courts are marked on the hockey suitable AGP.	Sustain quality and retain as current use.						
212	Oswestry Tennis Club	SY11 2EG	Tennis	Sports club	Two macadam and two dedicated mini macadam courts all of which are standard quality, available for community use and are floodlit. Courts lease to Oswestry TC from Oswestry School. The Club has c122 members.	As required improve court quality and assist the Club increasing levels of demand to ensure its sustainability.	Sports club Education LTA	Local	L	L	L	Protect Enhance
215	Packwood Haugh School	SY4 1HX	Football	Education	Four good quality youth 11v11 pitches that are not available for community use.	Sustain current provision and improve when required to meet levels of curricular and extracurricular activity.	Education SFA FF ECB SCB	Main site	L	L	L	Protect Provide
			Cricket		One standalone NTP and five grass squares all of which are good quality and not available for community use.	Explore the feasibility of allowing community access to the site in order to alleviate identified future shortfalls						

Site ID	Site	Post code	Sport	Management	Current status	Recommended actions	Partners	Site hierarchy tier	Priority	Timescales <sup>13</sup>	Cost <sup>14</sup>	Aim
			Rugby union		Four good quality (M2/D1) mini pitches that are not available for community use.	in the Analysis Area particularly for youth 11v11 football.	RFU EH LTA EN					
			Hockey (AGP)		One small size hockey suitable AGP (88x52) that is floodlit but not available for community use.							
			Tennis		Six artificial, two macadam and one grass court all of which are good quality but not available for community use.							
			Netball		Two poor quality macadam courts that are not available for community use.							
266	St Martins Playing Field	SY11 3AY	Football	Private	One poor quality adult pitch that is played to capacity. Pitch is suitable for Step pyramid football. Site is used by St Martins FC which report the pitch drains poorly.	Improve pitch with enhanced levels of regular maintenance. Ensure the site is suitable for appropriate level of Step football.	Private Sports club SFA FF	Local	M	S	L	Enhance
267	St Martins School	SY10 7BD	Tennis	Education	Two poor quality macadam courts that are available for community use but are not floodlit.	Improve court quality as appropriate based on levels of curricular and extracurricular demand,	Education LTA EN	Local	L	L	L	Protect Enhance
			Netball		Three standard quality courts that are available for community use but are not floodlit.	Sustain court quality and retain as current use.						
293	The Playing Fields	SY10 7GA	Football	Selattyn & Gobowen Parish Council	One adult and one youth 9v9 pitch both of which have spare capacity discounted due to poor quality. Site is located on a flood zone and is accompanied by poor quality ancillary facilities.	Improve pitch quality through an enhanced maintenance regime. Explore the feasibility of improving poor quality ancillary provision. Ensure the PC has access to relevant flood relief funds when required. Ensure PC is prepared for the potential effects of flooding.	PC SFA FF	Local	M	S-M	L	Protect Enhance
299	The Venue at Park Hall	SY11 4AS	Football (3G)	Sports club	One full size floodlit 3G pitch which is home to The New Saints FC. The pitches FIFA Pro certification has recently expired however it is in the process of being renewed. Pitch is used for Womens National League Division One football. Since the production of the report it has been indicated that the site has gone into liquidation (2020).	Sustain quality through appropriate levels of maintenance. Ensure the site is suitable for the level of football being played. Ensure there is a sinking fund in place. Ensure the pitch is retested for its FIFA Pro certification and regularly tested hereafter. Ensure the facilities are still accessible for community sports given the site's liquidation.	Sports club SFA FF	Local	H	S	L	Protect
304	Trefonen Playing Fields	SY10 9DY	Football	Council	One adult pitch that has spare capacity discounted due to poor quality. Pitch is used by Trefonen FC which plays in the Football Association of Wales football pyramid.	Improve pitch quality through enhanced levels of maintenance. Ensure the site meets the relevant requirements for the level of Welsh football being played.	Council Sports club SFA FF FAW	Local	M	S	L	Protect Enhance
315	Weston Rhyn Recreation Ground	SY10 7RZ	Football (lapsed)	Unknown	One lapsed adult pitch that has not been used since circa 2014.	Keep site as a strategic reserve as potential option to alleviate future youth football shortfalls.	SFA FF	Local	L	L	L	Protect

Site ID	Site	Post code	Sport	Management	Current status	Recommended actions	Partners	Site hierarchy tier	Priority	Timescales <sup>13</sup>	Cost <sup>14</sup>	Aim
316	Weston Road	SY10 9NS	Football	Oswestry Rural Parish Council	One poor quality adult pitch that is played to capacity. Site is accompanied by poor quality ancillary facilities.	Improve pitch quality through an enhanced maintenance regime. Explore the feasibility of improving onsite ancillary facilities.	PC SFA FF	Local	L	L	L	Enhance
322	Whittington Cricket & Bowling Club	SY11 4PQ	Cricket	Sports club	The site previously hosted an eight grass wicket square however Whittington CC folded in 2016. The Club has ambitions to reform.	Assist in the growth in cricket demand in order to reintroduce cricket provision.	Sports club ECB SCB RFU BCGBA	Local	H	S	L	Protect Enhance
			Rugby union		Three poor quality (M0/D1) mini pitches used by Oswestry RFC. Pitches are marked on the previous outfield of the cricket square and are rented from Whittington CC.	Improve pitch quality through enhanced levels of maintenance in order to create additional capacity. Ensure Oswestry RFC has secure tenure on the site.						
			Bowls		One good quality bowling green owned by Whittington BC which has c52 members.	Sustain quality and maximise membership in order to create sustainability.						
339	Wynstay Hotel	SY11 2SZ	Bowls	Commercial	One standard quality bowling green owned by Wynstay Hotel	Explore opportunities to make improvements in order to sustain membership levels.	Commercial BCGBA	Local	L	L	L	Protect
354	Weston Rhyn Bowling Green	SY10 7RQ	Bowls	Sports club	One good quality bowling green leased to Weston Rhyn BC. The Club has plans to improve surrounding hard areas and c55 members.	Sustain quality and maximise membership in order to create sustainability. Assist the Club in improving ancillary provision.	Sports club	Local	M	M	L	Protect Enhance
364	Oswestry Church Bowling Club	SY11 2SZ	Bowls	Sports club	One good quality bowling green owned by Church BC. The Club has c80 members and aspirations to improve its clubhouse provision.	Sustain quality and maximise membership in order to create sustainability. Assist the Club in improving ancillary provision.	Sports club	Local	M	M	L	Protect Enhance
371	The Showground	SY11 4AE	Rugby union	Private	Two poor quality (M0/D1) mini pitches rented by Oswestry RFC. Site is located neighbouring the clubs home venue.	Assist the club in secure tenure for the use of a dedicated are of land for it to develop additional pitches in order to alleviate overplay off its main site.	Private Sports club RFU	Local	M	S	L-M	Protect Provide Enhance
379	St Johns The Baptist C of E Primary School	SY4 1LA	Football	Education	One poor quality mini 7v7 pitch that is not available for community use.	Improve pitch quality as required to meet levels of curricular and extracurricular demand.	Education SFA FF	Local	L	L	L	Enhance

### SOUTH ANALYSIS AREA

#### ***Key recommendations for Cleobury Mortimer***

- ◀ To meet the future shortfalls and increase current capacity, improve poor/standard quality football pitches. Also consider some reconfiguration of pitches to better meet demand.
- ◀ Ensure long term security of tenure and improve quality for Cleobury Mortimer RFC playing at Lacon Childe School.

#### ***Key recommendations for Ludlow***

- ◀ To meet the future shortfalls and increase current capacity, improve poor/standard quality football pitches.
- ◀ Improve pitch quality and seek options for access to additional pitches to meet demand for both clubs in the Area.
- ◀ As a priority, seek to establish long term security of tenure for Ludlow CC and explore options for additional access to provision.
- ◀ Requirement for the 3G pitch at The Ludlow Stadium to be resurfaced in the medium term.
- ◀ Improve the quality of the bowling green at Ashford Carbonell Playing Fields.

**PLACE PLAN – CLEOBURY MORTIMER**

Site ID	Site	Post code	Sport	Management	Current status	Recommended actions	Partners	Site hierarchy tier	Priority	Timescales <sup>15</sup>	Cost <sup>16</sup>	Aim
75	Clee Hill Recreation Ground (Knowle Sports Club)	SY8 3NL	Football	Sports club	One adult and one mini 7v7 pitch, both poor quality. Spare capacity discounted due to quality. Poor quality changing provision.	Improve quality and potential to reconfigure pitch type to alleviate youth 9v9 shortfalls.	Sports club FF, SFA	Local	M	M	M	Protect Enhance
			Cricket (lapsed)		Previously accommodated a four wicket grass square, which aerial imaginary suggests was last formally maintained circa 2009. It is unknown which club previously utilised the provision.	No current local demand to bring back into use identified.	Sports club		L	L	L	
77	Cleobury Mortimer Playing Field	DY14 8PE	Football	Cleobury Mortimer Town Council	One poor youth 9v9 pitch. Spare capacity discounted due to quality. Good quality changing provision.	Improve quality as required to meet demand.	Town Council FF, SFA	Main site	M	M	L	Protect Enhance
			Cricket		One good quality square with eight wickets. No peak time capacity.	Sustain quality and maximise use to accommodate future junior demand (off peak). Explore options to secure long term community use for clubs.	Town Council ECB, SCB		L	L	L	
150	Lacon Childe School	DY14 8PE	Rugby union	Education / Sports club	Two poor quality senior pitches with spare capacity discounted due to quality. Cleobury Mortimer RFC lease from The Shropshire Gateway Educational Trust until 2028. Standard quality changing.	Ensure long term security of tenure and improve quality. Improve quality of the pitches through an enhanced maintenance regime.	School Sports club RFU	Local	M	S	M	Protect Enhance
			Football (3G)	Council	One small floodlit 3G pitch (54 x 36) used by Cleobury Mortimer RFC for training.	Retain and ensure appropriate quality is sustain.						
184	Moffats School	DY12 3AY	Cricket	Education	One good quality square with six wickets. Unavailable for community use.	Although there are some shortfalls in the area, there is no local demand for community use to be established at the site. Therefore, the site should be protected for education use and improved as required.	Education	Local	L	L	L	Protect Enhance
			Tennis Netball		One poor quality macadam court overmarked with netball. Unavailable for community use.							
344	Cleobury Mortimer Bowling Club	DY14 8AU	Bowls	Sports club	One good quality bowling green. Aspirations to improve clubhouse quality. Club has c100 members.	Sustain quality and maximise membership in order to create sustainability. Assist the Club in improving ancillary provision.	Sports club BCGBA	Local	M	M	M	Protect Enhance

<sup>15</sup> (S) -Short (1-2 years); (M) - Medium (3-5 years); (L) - Long (6+ years)

<sup>16</sup> (L) -Low - less than £50k; (M) -Medium - £50k-£250k; (H) -High £250k and above

**PLACE PLAN – LUDLOW**

Site ID	Site	Post code	Sport	Management	Current status	Recommended actions	Partners	Site hierarchy tier	Priority	Timescales <sup>17</sup>	Cost <sup>18</sup>	Aim
14	Ashford Carbonell Playing Fields	SY8 4DD	Bowls (flat)	Ashford Carbonell Parish Council	One poor quality artificial bowling green (flat). The key issue for the green is its artificial surface which makes it more difficult to maintain than a natural grass green. As such it suffers from areas of wear and tear and evidence of moss and lichen.	Seek advice from BE to reach a greater standard of maintenance which improves quality.	Parish Council BE	Local	H	S	M	Protect Enhance
			Tennis		One standard quality macadam court overmarked with netball.	Retain to meet local demand.	Parish Council		L	L	L	
76	Clee Hill Rugby Club (Tenbury Road)	SY8 3NJ	Rugby union	Sports club	Two senior pitches both poor quality and one is floodlit. Overplayed by 1.25 match sessions. Ancillary provision is poor quality. The Club reports current provision is not suitable for the number of people using them. The quality of the showers is also unsuitable. The Club has recently received Sport England Community Asset Funding for pitch levelling and drainage.	In addition to pitch improvements through maintenance enhancements the Club should be assisted in accessing addition pitch provision. Explore options for funding to improve the ancillary provision. Assist the Club in pitch levelling and drainage improvements.	Sports club RFU	Local	H	S	M	Protect Enhance Provide
163	Ludlow Castle Tennis and Bowls Club	SY8 1EE	Bowls	Sports club	One standard quality bowling green. Club has c140 members. Aspirations to improve clubhouse quality.	Explore opportunities to make improvements in order to sustain membership levels. Assist the Club in improving ancillary provision.	Sports club BCGBA	Local	M	M	M	Protect Enhance
			Tennis		Two floodlit clay courts and three artificial courts, two of which, are floodlit. All good quality. Club has over 400 members.	Sustain quality and membership. Explore funding options to improve the clubhouse.	Sports club LTA		M	M	M	
164	Ludlow Church of England School	SY8 1GJ	Rugby	Education	Two poor quality senior pitches. Unavailable for community use.	Explore any potential to establish community use to meet demand form Clee Hill Rugby Club. Quality improvements are likely to be needed.	School RFU	Local	H	S	M	Protect Enhance Provide
			Football		Two poor quality adult pitches. Unavailable for community use.	There is no local demand for community use to be established on these facilities. Therefore, retain and improve quality as required for the school.	School		L	L	L	
			Cricket		One standalone NTP.							
			Tennis Netball		Four standard quality macadam tennis courts, overmarked with netball.							
166	Ludlow Cricket Ground	SY8 1DT	Cricket	Private	Two good quality squares (with seven and 15 wickets respectively) each with an NTP. No peak time capacity. Rented from the Earl of Plymouth Estates, unsecure use. Serviced by fixed bay practice nets, however, these are of such poor quality they are not used by the Club.	As a priority, seek to establish long term security of tenure for the Club. Explore opportunities to use Moor Park School to accommodate additional demand, however, tenure would need to be secured.	Sports club ECB, SCB	Main site	H	S	L	Protect Enhance

<sup>17</sup> (S) -Short (1-2 years); (M) - Medium (3-5 years); (L) - Long (6+ years)

<sup>18</sup> (L) -Low - less than £50k; (M) -Medium - £50k-£250k; (H) -High £250k and above

Site ID	Site	Post code	Sport	Management	Current status	Recommended actions	Partners	Site hierarchy tier	Priority	Timescales <sup>17</sup>	Cost <sup>18</sup>	Aim
			Bowls		Two good quality bowling greens.	Sustain quality and maximise membership in order to create sustainability.	Sports club BCGBA		L	L	L	
			Tennis		Two poor quality macadam courts. Circa 2009, had a total of two grass, two macadam and one shale tennis court, however, the two grass and one shale court have not been maintained for approximately a decade.	Retain two courts and explore opportunities to maximise use. Consider alternative sporting uses for the other courts.			L	L	L	
168	Ludlow Rugby Football Club	SY8 1EE	Rugby union	Sports club	Two senior pitches, one standard, one poor quality. This is due to its proximity to the River Teme resulting it frequently being waterlogged. is in the process of floodlighting its standard quality pitch. In addition, the Club has aspiration to start using the area of land located in front of its clubhouse known as Linney Park.	Install floodlighting to accommodate all training demand and transfer mini demand to Linney Park to address overplay and create spare capacity.	Sport club RFU	Local	H	S	M	Protect Enhance Provide
186	Moor Park School	SY8 4DZ	Football	Education	Three mini 7v7 pitches all good quality. Spare capacity discounted due to unsecure tenure. Over marked with rugby union provision.	Explore opportunities to establish and secure community use.	School FF, SFA	Local	L	L	L	Protect Enhance
			Cricket		One junior pitch with six wickets and one standard pitch with eight wickets. Both good quality.	Explore opportunities for Ludlow CC to accommodate additional future demand at the site, however, tenure would need to be secured.	School ECB, SCB		H	S	L	
			Rugby union		Three standard mini pitches. Spare capacity discounted due to unsecure tenure. Over marked with football provision.	Retain for school use. Explore the feasibility of increasing community use through a community use agreement to provide temporary provision for Ludlow RFC when the Clubs site is flooded.	School		L	L	L	
			Hockey (AGP)		One small sand AGP (55 x 46), floodlit. Ludlow HC accommodates its training demand on this site.	Ensure quality is sustained to the appropriate standard to continue accommodating hockey training.	School EH		M	L	M	
			Tennis Netball		Two standard quality macadam tennis courts overmarked with netball.	Retain for school use.	School		L	L	L	
289	The Ludlow Stadium	SY8 2BN	Football	STinC	Two adult and one youth 11v11 pitch, all good quality and serviced by good quality ancillary facilities. Home to Ludlow FC. Shawbury United FC also travels to use this pitch due to a lack of provision locally.	Retain spare capacity in order to help protect quality.	STinC FF, SFA	Main site	M	L	L	Protect Enhance
			Football (3G)		One full size 3G pitch. FA registered which expires 31/05/2021. Good quality and installed 2008. The only reason the pitch has not become poor quality is due to the regular amounts of maintenance.	Will need refurbishing within the lifespan of the PPOSS.	STinC FF, SFA		H	M	H	

## SHROPSHIRE COUNCIL ACTION PLAN

Site ID	Site	Post code	Sport	Management	Current status	Recommended actions	Partners	Site hierarchy tier	Priority	Timescales <sup>17</sup>	Cost <sup>18</sup>	Aim
368	The Recreation Field	SY8 3LZ	Football	Community organisation	One poor quality mini pitch with no changing provision.	Improve quality as required and explore opportunity to increase provision at the site if demand exists in the future.	FF, SFA	Local	L	M	L	Enhance

## **SOUTH EAST ANALYSIS AREA**

### ***Key recommendations for Albrighton***

- ◀ Assist Albrighton FC in alleviating overplay at Loak Road
- ◀ Assist clubs in securing tenure where required for example Albrighton FC and Albrighton Primary School.
- ◀ Assist in Albrighton FC / Albrighton BC ambitions to improve ancillary provision.
- ◀ Explore the feasibility of creating dedicated community access for community clubs at RAF Cosford School of Physical Training.

### ***Key recommendations for Bridgnorth***

- ◀ To meet the future shortfalls, improve poor quality football pitches through enhanced levels of maintenance in addition to securing access to education sites.
- ◀ Refurbish the hockey suitable AGP at Bridgnorth Endowed School and retain as a hockey suitable surface.
- ◀ In addition, explore the feasibility of developing a full size floodlit 3G FA approved pitch to accommodate both competitive and training demand.
- ◀ Ensure future demand for cricket can be met whether this is through creation of an NTP, additional wickets on site, access to secondary site with capacity or creation of new provision (Particularly for Bridgnorth CC).
- ◀ Ensure sites which are located in Flood Zones have access to flood relief funds when required in addition to preparing on site provision for the possibility of flooding.
- ◀ Assist in alleviating overplay at Severn Park where possible.
- ◀ Assist clubs in securing tenure where required.
- ◀ Assist in club's ambitions to improve ancillary provision where deemed necessary.

### ***Key recommendations for Broseley***

- ◀ To meet the future shortfalls, improve poor quality football pitches through enhanced levels of maintenance in addition to securing access to education sites and pitch reconfiguration.
- ◀ Assist clubs in securing tenure where required.
- ◀ Assist in club's ambitions to improve ancillary provision where deemed necessary.

### ***Key recommendations for Highley***

- ◀ To meet the future shortfalls, improve poor quality football pitches through enhanced levels of maintenance in addition to securing access to education sites.
- ◀ Assist clubs in securing tenure where required.
- ◀ Assist in club's ambitions to improve ancillary provision where deemed necessary.
- ◀ Improve poor and standard quality provision where feasible to do so.

### ***Key recommendations for Much Wenlock***

- ◀ To meet the future shortfalls, improve poor quality football pitches through enhanced levels of maintenance in addition to securing access to education sites.
- ◀ Assist clubs in securing tenure where required.
- ◀ Assist in club's ambitions to improve ancillary provision where deemed necessary.
- ◀ Reinstate provision at Ironbridge Power Station
- ◀ Resurface the pitch at Much Wenlock Leisure Centre as a hockey suitable surface when required.

### ***Key recommendations for Shifnal***

- ◀ Explore the feasibility of establishing a full size 3G pitch to benefit both football and education demand within Shifnal.
- ◀ Assist clubs in securing tenure where required.
- ◀ Assist in club's ambitions to improve ancillary provision where deemed necessary.
- ◀ To meet the future shortfalls, improve poor quality football pitches through enhanced levels of maintenance in addition to securing access to education sites.
- ◀ Ensure future demand for cricket can be met whether this is through creation of an NTP, additional wickets on site, access to secondary site with capacity or creation of new provision (Particularly for Shifnal CC).

**PLACE PLAN – ALBRIGHTON**

Site ID	Site	Post code	Sport	Management	Current status	Recommended actions	Partners	Site hierarchy tier	Priority	Timescales <sup>19</sup>	Cost <sup>20</sup>	Aim
7	Albrighton Cricket Club	WV7 3BQ	Cricket	Sports club	One good quality square with 12 grass wickets. Square has additional capacity to accommodate demand on Sundays and Midweek. Site is owned by Albrighton CC. The Club has recently applied for funding to upgrade its changing rooms. It also has ambitions for an NTP.	Sustain quality and maximise use to accommodate future demand, particularly for juniors and women & girls. Explore the feasibility of upgrading the club's ancillary provision and creating an NTP.	Sport clubs ECB SCB LTA	Local	M	M	L	Protect Enhance
			Tennis		Two artificial courts which are floodlit and one artificial courts that is not floodlit. All courts are good quality. Provision is owned by Albrighton TC which has c147 members.	Sustain court quality and membership. If demand increases, consider the need to floodlight the artificial court.						
8	Albrighton Primary School	WV7 3QS	Football	Education	One youth 9v9 and one mini 5v5 pitch both of which are poor quality. The youth 9v9 pitch is played to capacity whereas the mini 5v5 pitch is overplayed by three match equivalent sessions. Pitches are used by Albrighton FC.	Explore securing tenure for Albrighton FC through a CUA or long term agreement. Improve pitch quality through enhanced levels of maintenance.	Education Sports club SFA FF	Local	M	S	L	Enhance
23	Beckbury Playing Fields	TF11 9DQ	Football	Beckbury Parish Council	One poor quality youth 9v9 pitch that is played to capacity.	Improve pitch quality through enhanced levels of regular maintenance.	PC SFA FF ECB SCB	Local	L	S	L	Enhance
			Cricket (disused)		A disused NTP.	No action required.						
157	Loak Road (Albrighton Football Club)	WV7 3HR	Football	Sports club	One good quality adult pitch that is overplayed by one match equivalent session. Site is owned by Albrighton FC which is in the process of applying for funding to improve the quality of ancillary provision at Loak Road. The Club has already started the process of buying the site outright and plans to improve the surrounding provision which is in need of modernisation	Sustain pitch quality through appropriate levels of maintenance. Assist the Club in finding suitable alternative provision in order to alleviate demand off its main pitch. Assist the Club in obtaining relevant funding to make improvement to onsite ancillary provision.	Sports club SFA FF	Local	M	M	L-M	Protect Enhance
229	RAF Cosford School of Physical Training	WV7 3EX	Football	MOD	Three adult pitches that are available for community use and one youth 9v9 pitch which is not available for community use. All pitches are standard quality. Adult pitches have spare capacity discounted due to unsecure tenure.	Sustain and improve quality as required based on levels of demand. Explore the feasibility of creating dedicated community access for community clubs especially regarding football and hockey suitable provision.	MOD SFA FF ECB SCB RFU EH LTA	Main site	M	L	L	Protect Enhance Provide
			Cricket (disused)		One disused NTP.							
			Rugby union		Two poor quality senior pitches (M0/D1) that are not available for community use							

<sup>19</sup> (S) -Short (1-2 years); (M) - Medium (3-5 years); (L) - Long (6+ years)

<sup>20</sup> (L) -Low - less than £50k; (M) -Medium - £50k-£250k; (H) -High £250k and above

Site ID	Site	Post code	Sport	Management	Current status	Recommended actions	Partners	Site hierarchy tier	Priority	Timescales <sup>19</sup>	Cost <sup>20</sup>	Aim
			Hockey (AGP)		Two full size hockey suitable AGPs and one small size AGP all of which are floodlit however only one full size pitch is available for community use.							
			Tennis		Four macadam courts that are not floodlit nor available for community use.							
342	Albrighton Bowling Club	WV7 3HR	Bowls	Sports club	One good quality bowling green owned by Albrighton BC. The Club has c48 members and aspires to improve ancillary facilities.	Sustain quality and maximise membership in order to create sustainability. Assist the Club in improving ancillary provision.	Sports club BCGBA	Local	M	M	L	Protect Enhance
362	Birchfield School	WV7 3AF	Cricket	Education	Three good quality cricket squares that are not available for community use.	Sustain and improve quality as required to meet curricular and extracurricular demand.	Education ECB SCB EH LTA	Local	L	L	L	Protect
			Hockey (AGP)		One small size hockey suitable AGP which is floodlight but not available for community use.							
			Tennis		Three artificial courts that are not available for community use.							
382	Worthington Drive (Albrighton)	WV7 3EW	Football (lapsed)	Private	There is one lapsed adult pitch located on Worthington Drive (Albrighton). It is unknown when the pitch was last actively used, however, satellite imaginary indicates it was last formally marked circa 2000. The land appears to be owned by Severn Trent Water.	Find and contact the owner of the site with the aspirations to provide Albrighton FC long term tenure. Then assist the club in reinstating football provision on the site in order to alleviate overplay off its main site.	Private Sports club SFA FF	Local	H	M	L-M	Provide

**PLACE PLAN – BRIDGNORTH**

Site ID	Site	Post code	Sport	Management	Current status	Recommended actions	Partners	Site hierarchy tier	Priority	Timescales <sup>21</sup>	Cost <sup>22</sup>	Aim
6	AFC Bridgnorth	WV16 4HS	Football	Sports club	One poor quality adult pitch that is played to capacity. Site is suitable for Step pyramid football. Ancillary facilities need modernising.	Improve pitch quality through enhanced levels of regular maintenance. Ensure facilities are suitable for relevant Step football requirements. Explore the feasibility of improving ancillary facilities.	Sports club SFA FF	Local	M	M	L-M	Enhance
10	Alveley Recreation Ground	WV15 6JW	Football	Community organisation	One adult and youth 9v9 pitch that have spare capacity discounted due to poor quality.	Improve pitch quality through enhanced levels of regular maintenance.	Community organisation Sports club SFA FF ECB SCB LTA	Main site	M	S-M	L	Protect Provide
			Cricket		One standard quality square with eight grass wickets. Provision is currently unused due to the relocation of Alveley CC.	Utilise actual spare capacity to accommodate future demand from Alveley CC / Bridgnorth CC and alleviate overplay from Alveley Cricket Club – Four Oaks Ground and Bridgnorth Bowls, Cricket & Hockey Club.						

<sup>21</sup> (S) -Short (1-2 years); (M) - Medium (3-5 years); (L) - Long (6+ years)

<sup>22</sup> (L) -Low - less than £50k; (M) -Medium - £50k-£250k; (H) -High £250k and above

Site ID	Site	Post code	Sport	Management	Current status	Recommended actions	Partners	Site hierarchy tier	Priority	Timescales <sup>21</sup>	Cost <sup>22</sup>	Aim
			Tennis		Three good quality macadam courts that are floodlit. Courts are used by Alveley TC which has c44 members.	Sustain court quality and maximise membership to help sustain the future of the Club.						
40	Bridgnorth Bowls, Cricket & Hockey Club	WV16 4LB	Cricket	Private	One good quality square with ten grass wickets. Square is overplayed by 17 match equivalent sessions. Bridgnorth CC lease from the Apley Estates ends in 2021 and needs to be renewed.	Sustain square quality through appropriate levels of maintenance. Explore options to alleviate overplay including the creation of new provision. Ensure the Club renews its lease in due course.	Private Sports clubs ECB SCB BCGBA	Local	H	S	L	Protect Provide
			Bowls		One good quality bowling green leased to Bridgnorth BC until 2021. The Club has c116 members.	Sustain quality and maximise membership in order to create sustainability. Ensure the Club renews its lease in due course.						
41	Bridgnorth Endowed School/Leisure Centre	WV16 4ER	Hockey (AGP)	Education	A full size poor quality hockey suitable AGP that is used by Bridgnorth HC. Pitch was built in 2008.	As priority ensure the pitch is refurbished as a hockey suitable surface. Examine all options to finance the resurfacing of the pitch. Ensure hockey demand is prioritised and secured on the site from Bridgnorth HC due to limitations in other suitable provision. Ensure a sinking fund is in place after pitch refurbishment.	Education Sports club EH LTA EN	Local	H	S-M	H	Enhance
			Tennis		Nine poor quality macadam courts that are not floodlit however are available for community use.	Improve court quality as required to meet curricular and extracurricular demand.						
			Netball		Eight poor quality macadam courts that are not floodlit however are available for community use.	Improve court quality as required to meet curricular and extracurricular demand.						
42	Bridgnorth Lawn Tennis Club	WV16 4LB	Tennis	Sports club	Four artificial courts two of which are good quality and two of which are standard quality. Courts are floodlit and used by Bridgnorth TC which has c443 members.	Sustain and improve court quality when required in order to retain levels of demand.	Sports club LTA	Local	L	L	L	Protect
50	Brown Clee Football Club	WV16 6RP	Football	Private	One adult pitch that has spare capacity discounted due to poor quality. Site is not accompanied by ancillary facilities. Tenure is unsecure.	Improve pitch quality through enhanced levels of regular maintenance. Look to provide community users security of tenure.	Private Sports club SFA FF	Local	L	S	L	Enhance
53	Burwarton Cricket Club	WV16 6QG	Cricket	Unknown	One good quality square with eight grass wickets. Spare capacity discounted due to unsecure tenure. Site is accompanied by poor quality ancillary provision. Site is used by unaffiliated club Burwarton CC.	Sustain square quality through appropriate levels of maintenance. Examine securing tenure on the site in order to create actual spare capacity. If tenure can be secured look to use spare capacity to alleviate overplayed sites.	Sports club ECB SCB	Local	L	S	L	Protect

Site ID	Site	Post code	Sport	Management	Current status	Recommended actions	Partners	Site hierarchy tier	Priority	Timescales <sup>21</sup>	Cost <sup>22</sup>	Aim
55	Bylet Bowling Club	WV15 6BA	Bowls	Sports club	Two standard quality bowling greens leased to Bylet BC. The Club has c80 members. The site is located on a Flood zone.	Explore opportunities to make improvements in order to sustain membership levels. Ensure the sports club has access to relevant flood relief funds when required. Ensure sports club is prepared for the potential effects of flooding.	Sports club BCGBA	Local	L	L	L	Protect
72	Claverley CE Primary School	WV5 7DX	Football	Claverly PC / Education	One standard quality 11v11 pitch that has actual spare capacity of one match equivalent sessions.	Sustain pitch quality through appropriate levels of maintenance. Utilise actual spare capacity to alleviate identified shortfalls or to accommodate future demand.	Claverly PC / Education SFA FF	Local	L	L	L	Protect
73	Claverley Tennis Club	WV5 7DS	Tennis	Trust	Two good quality macadam courts that are floodlit. Site is used by Claverley TC that has c218 members.	Sustain court quality through appropriate levels of maintenance. Ensure the site has the capacity to accommodate future demand from the Club.	Trust Sports club LTA	Local	L	L	L	Protect
102	Crown Meadow	WV16 4HS	Football	Bridgnorth Town Council	One adult and one mini 7v7 pitch both of which are poor quality. Spare capacity on the adult pitch is discounted due to quality whereas the mini 7v7 pitch is overplayed by 0.5 match equivalent sessions.	Improve pitch quality through enhanced levels of regular maintenance.	TC SFA FF	Local	M	S	L	Enhance
104	Davenport Park	WV15 5JZ	Cricket	Sports club Private	One good quality square with 15 grass wickets and an NTP. Square has capacity to accommodate midweek demand. Site is leased to Worfield CC by the Davenport Estate.	Sustain square quality through appropriate levels of maintenance.	Sports clubs Private ECB SCB BCGBA LTA	Main site	M	M	L	Protect Enhance
			Bowls		One standard quality bowling green used by Worfield BC. The Club is negotiating a lease with the Davenport Estate. It has c60 members.	Explore opportunities to make improvements in order to sustain membership levels. Assist the Club in obtaining security of tenure.						
			Tennis		Two good quality courts with floodlights. Courts are used by Worfield TC that has c207 members. The Club reports the floodlights need refurbishing.	Sustain court quality through appropriate levels of maintenance. Ensure the site has the capacity to accommodate future demand from the Club. Explore the feasibility of refurbishing the floodlights.						
109	Edgar Davies Ground (Bridgnorth RFC)	WV15 5AD	Rugby union	Sports club	One good quality (M2/D1) senior pitch that is played to capacity at peak time. Pitch is not floodlit and is located on a Flood zone. The site is owned by Bridgnorth RFC that has ambitions to build a clubhouse on the site.	Sustain pitch quality through appropriate maintenance. Assist the Club in creating a clubhouse on site which takes into consideration the site being located on a flood zone. Ensure the sports club has access to relevant flood relief funds when required. Ensure sports club is prepared for the potential effects of flooding.	Sports club RFU Council	Local	H	M	M-H	Protect Provide

Site ID	Site	Post code	Sport	Management	Current status	Recommended actions	Partners	Site hierarchy tier	Priority	Timescales <sup>21</sup>	Cost <sup>22</sup>	Aim
116	Friars Playing Fields (Unattached Playing Fields)	WV16 4SQ	Football	Education	Six adult, one youth 11v11, one youth 9v9 and one mini 7v7 pitch all of which are poor quality. The youth 9v9 pitch is played to capacity whereas all remaining pitches have spare capacity discounted due to quality. Site is located on a flood zone and used by Bridgnorth Town Juniors FC. No onsite ancillary provision.	Improve pitch quality through enhanced levels of maintenance. Explore securing tenure for Bridgnorth Town Juniors FC through a CUA. Ensure the School has access to relevant flood relief funds when required. Ensure School is prepared for the potential effects of flooding.	Education Sports club SFA FF ECB SCB RFU	Local	M	S	L-M	Protect Enhance
			Cricket		One standalone NTP.	No action required.						
			Rugby union		One poor quality (M0/D0) senior pitch that is available for community use but is unused.	Improve pitch quality as required to meet curricular and extracurricular demand. Explore the feasibility of increasing community use through a community use agreement.						
206	Oldbury Wells School	WV16 5JD	Football / 3G	Education	Three youth 11v11, one youth 9v9, one mini 7v7 and two min 5v5 pitch all of which are poor quality. The mini 5v5 pitches are played to capacity at peak time whereas all remaining pitches are played to capacity. Pitches are used by AFC Bridgnorth Spartans FC. There are no ancillary facilities on site.	Improve pitch quality through enhanced levels of regular maintenance. Assist AFC Bridgnorth Spartans FC in obtaining security of tenure onsite and develop suitable ancillary facilities.	Education Sports club SFA FF ECB SCB RFU LTA EN	Main site	H	M-L	H	Protect Enhance Provide
			Cricket		One standard quality square with two grass wickets that is not available for community use.	Sustain quality and retain as current use.						
			Rugby union		One poor quality (M0/D0) senior pitch that is available for community use but is unused.	Improve pitch quality, as appropriate, to better accommodate curricular and extracurricular demand. Explore options for community use of the pitch.						
			Tennis		Four community available poor quality macadam courts that are not floodlit.	Improve court quality, as appropriate, to better accommodate curricular and extracurricular demand.						
			Netball		Two community available poor quality macadam courts that are not floodlit.	Improve court quality, as appropriate, to better accommodate curricular and extracurricular demand.						
237	Sandford Park (Claverly Cricket Club)	WV5 7AF	Cricket	Private	One good quality square that has 12 grass wickets. The square has no capacity to accommodate future demand. Site is used by Claverly CC which only rents the site. Site is also accompanied by poor quality ancillary facilities.	Sustain square quality through appropriate levels of maintenance. Assist the Club in securing tenure on the site. In priority order, assist the Club in actualising future demand whether this is through creation of an NTP, additional wickets on site, access to secondary site with capacity or creation of new provision. After tenure has been secured explore the feasibility of improving ancillary facilities quality.	Private Sports club ECB SCB	Local	M	S	L	Protect Enhance

Site ID	Site	Post code	Sport	Management	Current status	Recommended actions	Partners	Site hierarchy tier	Priority	Timescales <sup>21</sup>	Cost <sup>22</sup>	Aim
239	Severn Park	WV15 5AG	Rugby union	Sports club	Two good quality senior pitches (M2/D1) which are overplayed by two match equivalent sessions. Site is located on a Flood zone. Pitches are floodlit and leased to Bridgnorth RFC for competitive and training demand,	Sustain pitch quality through appropriate levels of maintenance. As pitch drainage cannot be improved due to being located on a flood zone explore options to alleviate overplay such as transferal demand off the site. Ensure the sports club has access to relevant flood relief funds when required. Ensure sports club is prepared for the potential effects of flooding.	Sports club RFU	Local	M	S-M	L	Protect
296	The Quatt Oval	WV15 6QW	Cricket	Sports club	Two good quality squares with seven and ten grass wickets, respectively. The small square is accompanied by an NTP. ON square is marginally overplayed. Site is leased to Quatt CC that has aspirations to refurbish on site practice nets.	Sustain square quality with appropriate levels of maintenance. Explore the feasibility of refurbishing on site practice facilities. In priority order, assist the Club in actualising future demand whether this is through creation additional wickets on site, access to secondary site with capacity or creation of new provision.	Sports club ECB SCB	Local	L	L	L	Protect
351	Squirrel Bowling Green	WV15 6LW	Bowls	Private	One good quality bowling green rented by Squirrel BC. Ancillary facilities are poor quality. The site is a nominated Asset of Community Value expiring in 18/10/21. The Club has c66 members.	Sustain quality and maximise membership in order to create sustainability. Assist the Club in improving ancillary provision.	Private Sports club BCGBA	Local	L	M	L	Protect Enhance
352	Stockton Bowling Green	TF11 9EE	Bowls	Unknown	One standard quality bowling green used by Stockton BC. Membership unknown.	Explore opportunities to make improvements in order to sustain membership levels.	Sports club BCGBA	Local	M	M	L	Protect Enhance
358	Swancote Energy Park	WV15 5HB	Rugby union	Private	Two senior, one junior and six mini pitches all of which are good quality (M2/D1) and have spare capacity discounted due to unsecure tenure. Pitches are rented by Bridgnorth RFC.	Sustain pitch quality through appropriate levels of maintenance. Assist the Club in securing long term tenure on the site in order to alleviate overplayed from Severn Park and accommodate future demand.	Private Sport club RFU	Local	H	S	L	Protect
360	Alveley Cricket Club - Four Oaks Ground	WV15 6LR	Cricket	Sports club	One standard quality square with eight grass wickets. Square is overplayed by eight match equivalent sessions. There is no capacity onsite to accommodate future demand.	Improve square quality through an enhanced maintenance regime. Utilise spare capacity at Alverely Recreation Ground in order to actualised future demand.	Sports club ECB SCB	Local	L	S	L	Enhance

**PLACE PLAN – BROSELEY**

Site ID	Site	Post code	Sport	Management	Current status	Recommended actions	Partners	Site hierarchy tier	Priority	Timescales <sup>23</sup>	Cost <sup>24</sup>	Aim
16	Barrow 1618 CE Free School	TF12 5BW	Football	Education	One poor quality youth 9v9 pitch that is available for community use. Spare capacity discounted due to unsecure tenure. No onsite ancillary provision	Improve pitch quality through enhanced levels of regular maintenance. Examining securing tenure for community users through a CUA.	Education SFA FF	Local	L	S	L	Protect Enhance
17	Barrow Park	TF12 5BW	Cricket	Private	One good quality square with eight grass wickets. Square has no capacity to accommodate future demand. Provision is rented by Willey CC which is in the process of improving ancillary provision.	Sustain square quality through appropriate levels of maintenance. Explore the feasibility of assisting Willey CC in securing long term tenure on the site and improving ancillary facility quality.	Private Sports club ECB SCB	Local	M	M	L	Protect Enhance
30	Birchmeadow Playing Fields	TF12 5NS	Football	Council	One adult and one youth 11v11 pitch booth of which are standard quality. The adult pitch has actual spare capacity of one match equivalent sessions whereas the youth 11v11 pitch is overplayed by 0.5 match equivalent sessions.	Sustain pitch quality through appropriate levels of maintenance. Examine pitch reconfiguration in order to utilise spare capacity and alleviate overplay.	Council SFA FF	Local	L	S	L	Protect
46	Broseley C of E Primary School	TF12 5LW	Football /3G	Education	One poor quality mini 7v7 pitch that is overplayed by 0.5 match equivalent sessions. In addition, there is a small size 3G pitch on site. Pitches are used by Broseley Youth Sports FC.	Improve grass pitch quality through an enhanced maintenance regime Examining securing tenure for community users through a CUA. Sustain 3G pitch quality and retain as current use. Ensure there is a sinking fund in place for 3G provision.	Education Sports club SFA FF	Local	L	S	L	Protect Enhance
47	Broseley CC	TF12 5PX	Cricket	Sports club	One standard quality square with seven grass wickets and an NTP. Provision is owned by Broseley CC. The Club has ambitions to create fixed bay practice nets.	Improve square quality through enhanced levels of dedicated maintenance. Explore the feasibility of creating fixed bay practice nets.	Sports club ECB SCB	Local	L	S-M	L	Protect Provide
48	Broseley Tennis Club	TF12 5LX	Tennis	Sports club	Three good quality macadam floodlit tennis courts which are owned by Broseley TC. The Club has c275 members.	Sustain court quality in order to maintain membership levels. Ensure the Club has suitable provision to accommodate future demand.	Sports club LTA	Local	L	L	L	Protect
142	John Wilkinson Primary School	TF12 5AN	Football	Education	One poor quality mini 5v5 pitch that has spare capacity discounted due to unsecure tenure. Pitch is used by Broseley Youth Sports FC.	Improve grass pitch quality through an enhanced maintenance regime Examining securing tenure for community users through a CUA.	Education Sports club SFA FF	Local	L	S	L	Protect Enhance
330	Broseley Social Club	TF12 5HL	Bowls	Sports club	One good quality bowling green owned by Broseley BC. Membership is c48.	Sustain quality and maximise membership in order to create sustainability.	Sports club BCGBA	Local	L	L	L	Protect

<sup>23</sup> (S) -Short (1-2 years); (M) - Medium (3-5 years); (L) - Long (6+ years)

<sup>24</sup> (L) -Low - less than £50k; (M) -Medium - £50k-£250k; (H) -High £250k and above

**PLACE PLAN – HIGHLEY**

Site ID	Site	Post code	Sport	Management	Current status	Recommended actions	Partners	Site hierarchy tier	Priority	Timescales <sup>25</sup>	Cost <sup>26</sup>	Aim
61	Chelmarsh Sports & Social Club	WV16 6BA	Cricket	Sports club	One good quality square with six grass wickets. Square has spare capacity. Provision is leased to Chelmarsh CC which reports onsite ancillary facilities to be poor quality. The Club also has ambitions for practice nets.	Sustain provision quality through appropriate levels of maintenance in order to retain current participation levels. Assist the clubs in collectively improving onsite ancillary facilities. Explore the feasibility of creating practice nets.	Sports club ECB SCB BCGBA	Local	M	S-M	L-M	Protect Enhance Provide
			Bowls		One good quality bowling green owned by Chelmarsh BC. The Club has aspirations to improve ancillary facilities and has c41 members.							
131	Highley Primary School	WV16 6EH	Football	Education	One poor quality mini 7v7 pitch that has spare capacity discounted due to unsecure tenure. Pitch is used by Highley Miner Welfare Juniors FC.	Improve grass pitch quality through an enhanced maintenance regime Examining securing tenure for community users through a CUA.	Education Sports club SFA FF	Local	L	S	L	Protect Enhance
132	Highley Rugby Club	WV16 6EU	Football	Council	One youth 11v11 and one mini 5v5 pitch both of which are poor quality.	Improve pitch quality through enhanced levels of regular maintenance.	Council SFA FF	Local	L	S	L	Enhance
238	Severn Centre (Highley Cricket Club)	WV16 6JG	Football	Trust	One adult and one youth 9v9 pitch both of which are poor quality.	Improve pitch quality through enhanced levels of regular maintenance.	Trust SFA FF ECB SCB BCGBA LTA	Main site	M	S-M	L-M	Protect Enhance Provide
			Cricket		One standard quality square with eight grass wickets. Square has no capacity to accommodate future demand due to unsecure tenure. Provision is used by Highley CC.	Improve square quality through enhanced levels of regular maintenance. Explore the option of securing long term tenure for Highley CC.						
			Bowls		One standard quality bowling green rented by Highley Miners Welfare BC. Membership is unknown.	Explore opportunities to make improvements in order to sustain membership levels.						
			Tennis		Three standard quality macadam courts which are floodlit and available for community use.	Improve court quality when required and maintain as current use.						

<sup>25</sup> (S) -Short (1-2 years); (M) - Medium (3-5 years); (L) - Long (6+ years)

<sup>26</sup> (L) -Low - less than £50k; (M) -Medium - £50k-£250k; (H) -High £250k and above

**PLACE PLAN – MUCH WENLOCK**

Site ID	Site	Post code	Sport	Management	Current status	Recommended actions	Partners	Site hierarchy tier	Priority	Timescales <sup>27</sup>	Cost <sup>28</sup>	Aim
97	Cressage Playing Field (Sheinton Rd)	SY5 6DH	Football	Cressage, Harley & Sheinton Parish Council	One poor quality adult pitch that is currently unused. Site is also accompanied by poor quality ancillary facilities.	Improve pitch quality through enhanced levels of regular maintenance and look to reconfigure pitch type to alleviate identified shortfalls. Explore the feasibility of assisting the Parish council in improving onsite ancillary provision.	PS SFA FF	Local	L	S-M	L	Enhance
117	Gaskell Recreation Ground (Much Wenlock Cricket & Bowls Club)	TF13 6NB	Cricket	Much Wenlock Town Council	One good quality square with seven grass wickets and an NTP. Square has no capacity to accommodate further demand. Onsite ancillary provision is poor quality.	Sustain square quality through appropriate levels of maintenance. Explore the feasibility in improving onsite ancillary facilities.	TC Sports clubs ECB SCB BCGBA	Local	M	S	L	Protect Enhance
			Bowls		One standard quality bowling green rented by Much Wenlock BC. The Club has aspirations to create a shelter for spectators and has c36 members.	Explore opportunities to make improvements in order to sustain membership levels. Assist the Club in improving ancillary provision.						
193	Much Wenlock Leisure Centre (William Brookes School)	TF13 6NB	Football	Education	One youth 9v9 pitch that has spare capacity discounted due to poor quality.	Improve pitch quality through an enhanced maintenance regime.	Education Council SFA FF EH LTA EN	Main site	H	S-M	L-H	Protect Enhance
			Hockey (AGP)		One standard quality full size hockey suitable AGP which is not floodlit. Pitch was created in 2010. Pitch is used by Ludlow HC.	Monitor pitch quality based on surface age and resurface as a hockey suitable surface when deemed necessary. Protect Ludlow HC usage. Explore the feasibility of installing floodlights.						
			Tennis		Four good quality macadam courts which are available for community use and are floodlit.	Sustain court quality through appropriate levels of maintenance and seek to increase community use.						
			Netball		Four good quality macadam courts which are available for community use and are floodlit.							
194	Much Wenlock Primary School	TF13 6JG	Football	Education	One poor quality mini 7v7 pitch that has spare capacity discounted due to unsecure tenure. Pitch is used by Wenlock Warriors FC.	Improve grass pitch quality through an enhanced maintenance regime Examining securing tenure for community users through a CUA.	Education Sports club SFA FF	Local	L	S	L	Protect Enhance

<sup>27</sup> (S) -Short (1-2 years); (M) - Medium (3-5 years); (L) - Long (6+ years)

<sup>28</sup> (L) -Low - less than £50k; (M) -Medium - £50k-£250k; (H) -High £250k and above

Site ID	Site	Post code	Sport	Management	Current status	Recommended actions	Partners	Site hierarchy tier	Priority	Timescales <sup>27</sup>	Cost <sup>28</sup>	Aim
356	Ironbridge Power Station	TF8 7BL	Football (disused) Cricket (disused)	Private	The site currently has a disused sports field that previously hosted two adult football pitches and a five wicket grass cricket square in addition to a poor quality clubhouse. The Haworth Group reports this area is proposed to be retained as part of the above mentioned masterplan. The site is also located on a flood zone.	Population growth from housing developments at the Ironbridge Power Station indicates there is a need for a youth football pitch. In order to meet this demand, it is recommended that the disused sports field is brought back into use. Not only should the previous football pitches be reinstated, but also the cricket provision and ancillary provision on the site. This is due to there being substantial levels of demand from both Shropshire and Telford & Wrekin for such provision in addition to a lack of capacity in Much Wenlock. Consideration should be taken regarding the site's location on a flood zone.	Private Council SFA FF ECB SCB	Main site	M-H	S-L	M-H	Provide

**PLACE PLAN – SHIFNAL**

Site ID	Site	Post code	Sport	Management	Current status	Recommended actions	Partners	Site hierarchy tier	Priority	Timescales <sup>29</sup>	Cost <sup>30</sup>	Aim
129	Haughton Hall Health Club	TF11 8HG	Tennis	Private	One macadam court that is not floodlit nor available for community use.	Retain as current use.	Private LTA	Local	L	L	L	Protect
140	Idsall Sports Centre	TF11 8PD	Football / 3G  Cricket  Rugby union	Council	Three adult, two youth 9v9 and one mini 7v7 pitch all of which are standard quality. Adult pitches are overplayed by 1.5 match equivalent sessions, youth 9v9 pitches are played to capacity and the mini 7v7 pitches are played to capacity at peak time. Site has been identified for a potential full size 3G pitch with Shifnal Town FC as an anchor club. This would come as a second stage of development after the club's ancillary facilities are improved, in addition, an exact location for such provision has not been decided.  One standalone NTP.  One senior pitch which has spare capacity discounted due to being poor quality (M0/D1). Pitch used by Shifnal Saxons RFC.	Improve pitch quality through enhanced levels of regular maintenance. Explore the feasibility of providing a full size floodlit 3G pitch on the site to accommodate curricular, extracurricular demand and demand from Shifnal Town FC. The location and operator of the provision would need to be examined in greater detail as part of a phased development approach on the site.  Retain as current use.  Improve pitch quality as required to meet school and community club demand. Provide Shifnal Saxons RFC with a long term agreement for the pitch to give the Club security of tenure.	Council Education Sports club SFA FF ECB SCB RFU LTA EN	Hub site	H	S-L	H	Protect Provide Enhance

<sup>29</sup> (S) -Short (1-2 years); (M) - Medium (3-5 years); (L) - Long (6+ years)

<sup>30</sup> (L) -Low - less than £50k; (M) -Medium - £50k-£250k; (H) -High £250k and above

Site ID	Site	Post code	Sport	Management	Current status	Recommended actions	Partners	Site hierarchy tier	Priority	Timescales <sup>29</sup>	Cost <sup>30</sup>	Aim
			Tennis		Five standard quality artificial courts, three poor quality macadam and two poor quality mini macadam courts all of which are floodlit. Courts are used by Shifnal TC which has c445 members.	Improve court quality to better accommodate levels of tennis demand onsite.						
			Netball		Six standard quality artificial courts that are floodlit and available for community use. Despite being assessed as standard quality, the artificial courts at Idsall Sports Centre are reported to be in need of resurfacing. Matches have also been cancelled or postponed on site due to issues with floodlighting.	Improve court quality to better accommodate levels of netball demand onsite.						
153	Lilleshall National Sports & Conferencing Centre	TF10 9AT	Football	Commercial	Eight good quality adult pitches that have spare capacity discounted due to unsecure tenure.	Sustain quality and retain as current use. Explore formalising regular secured community use. Explore the creation of dedicated outdoor netball courts.	Commercial SFA FF RFU EH EB	Main site	M	S-M	M	Protect Provide
			Rugby union		One good quality (M2/D1) senior pitch which is considered played to capacity.							
			Hockey (AGP)		Two good quality water based hockey suitable AGPs. Pitches are used for elite levels of hockey and ad hoc community use.							
			Bowls (Flat)		On standard quality flat bowling green.							
			Netball		England Netball states that there is a need for outdoor netball courts to be provided at Lilleshall National Sports & Conferencing Centre in order to increase participation. The Lilleshall Winter Netball League and Back to Netball sessions are based on indoor courts at the site. A community use consultation group has already been formed to help progress this.							
224	Priorslee Road	TF11 8HD	Cricket	Sports club	One good quality square with 13 grass wickets and an NTP. Square has capacity both on Sundays and Midweek, Site is owned by Shifnal CC which has aspirations to improve its training facilities.	Sustain quality and maximise use to accommodate future demand, particularly for juniors, women's and girls' cricket. Explore the feasibility of improving training provision and creating an additional cricket square onsite or in the locality for future growth.	Sports club ECB SCB BCGBA LTA	Main site	M	S	L-M	Protect Provide Enhance
			Bowls		One standard quality bowling green leased to Shifnal BC from Shifnal CC. The club has c87 members.	Sustain and improve quality, when required, in order to retain levels of demand.						
			Tennis		Three good quality macadam courts that are floodlit. Courts are leased to Shifnal TC from Shifnal CC. The Club has C445 members.	Ensure clubs have the appropriate provision for current and future demand.						
244	Shifnal Primary School	TF11 8EJ	Football (3G)	Education	One small size 3G (32x15) which is not floodlit but us available for community use.	Sustain quality and retain as current use. Ensure there is a sinking fund in place.	Education SFA FF	Local	L	L	L	Protect

# SHROPSHIRE COUNCIL ACTION PLAN

Site ID	Site	Post code	Sport	Management	Current status	Recommended actions	Partners	Site hierarchy tier	Priority	Timescales <sup>29</sup>	Cost <sup>30</sup>	Aim
245	Shifnal Town FC (The Acoustaford Stadium)	TF11 8PD	Football / 3G	Sports club	One good quality Step football pitch accompanied by poor quality ancillary facilities. Site has been identified for a potential full size 3G pitch with Shifnal Town FC as an anchor club. This would come as a second stage of development after the clubs ancillary facilities are improved, in addition, an exact location for such provision has not been decided.	Sustain pitch quality through appropriate levels of maintenance. Assist the Club in improving the quality of onsite ancillary facility. Explore the feasibility of providing a full size floodlit 3G pitch on the site to accommodate curricular, extracurricular demand and demand from Shifnal Town FC. The location and operator of the provision would need to be examined in greater detail as part of a phased development approach on the site.	Sports club Council Education SFA FF	Hub site	H	S-L	H	Protect Provide Enhance
317	Wheatfield Drive Recreation Ground	TF11 8HL	Football	Shifnal Town Council	Two poor quality mini 5v5 pitches that are played to capacity at peak time. Pitches are used by Shifnal Town FC.	Improve poor quality pitches with an enhanced maintenance regime.	TC SFA FF	Local	M	S	L	Enhance

### SOUTH WEST ANALYSIS AREA

#### ***Key recommendations for Bishop's Castle***

- ◀ To meet future shortfalls, improve poor quality football pitches through enhanced levels of maintenance.
- ◀ Secure use for Bishops Castle Town FC at Community College Bishops Castle and develop the site to the required standards, including seeking funding for a clubhouse.
- ◀ Address rugby shortfalls through increasing pitch quality to address overplay.
- ◀ Sustain cricket quality and maximise use to accommodate future demand.

#### ***Key recommendations for Church Stretton***

- ◀ Improve poor quality football pitches through enhanced levels of maintenance to address overplay and create future spare capacity.
- ◀ Improve quality of rugby pitches and secure community use for Church Stretton RFC at Church Stretton School.
- ◀ Sustain cricket quality and maximise use to accommodate future demand.

#### ***Key recommendations for Craven Arms***

- ◀ Improve poor quality football pitches through enhanced levels of maintenance to address overplay and create future spare capacity.
- ◀ Secure use of Millichope Park for Corvedale CC.

**PLACE PLAN – BISHOP’S CASTLE**

Site ID	Site	Post code	Sport	Management	Current status	Recommended actions	Partners	Site hierarchy tier	Priority	Timescales <sup>31</sup>	Cost <sup>32</sup>	Aim
24	Bedstone College	SY7 0BG	Football	Education	One good quality youth 9v9 pitch which is unavailable for community use.	Although there are some shortfalls in the area, there is no local demand for community use to be established at the site. Therefore, the site should be protected for education use and improved as required.	College	Local	L	M	L	Protect Enhance
			Cricket		One good quality grass cricket square with five wickets which is unavailable for community use.							
			Rugby union		Two adult and one mini pitch which are unavailable for community use.							
			Hockey (AGP)		One small size sand filled AGP which is unavailable for community use.							
			Tennis		Two poor quality macadam tennis courts which are unavailable for community. Also overmarked with netball.							
32	Bishop Castle & Onny Valley Rugby Club	SY9 5BX	Rugby union	Sports club	One poor quality floodlit senior pitch overplayed by 0.5 match equivalent sessions.	To alleviate overplay, improve pitch maintenance by one increment. Any further improvements to pitch quality through either maintenance or drainage enhancement would create spare capacity.	Sports club RFU	Local	M	M	L	Protect Enhance
33	Bishops Castle Tennis Club	SY9 5DW	Tennis	Sports club	One artificial and two macadam (floodlit) courts, all good quality. Club membership c170.	Sustain court quality and membership. If demand increases, consider the need to floodlight the artificial court.	Sports club LTA	Local	L	M	L	Protect
59	Castle Hotel Bowls Club	SY9 5BU	Bowls	Sports Club	One standard quality bowling green. Club has c33 members.	Explore opportunities to make improvements in order to sustain membership levels.	Sports club BCGBA	Local	M	M	L	Protect Enhance
81	Clun Bowling Green	SY7 8JT	Bowls	English Heritage	One poor quality bowling green which is rented to the Club from English Heritage. Club has c30 members. Minor improvements to sheds and other storage facilities.	Improve green quality through an enhanced maintenance regime. Assist the Club in improving ancillary provision.	Sports club BCGBA	Local	M	M	L	Protect Enhance
86	Community College Bishops Castle	SY9 5AY	Football	Education / Sports club	One good quality adult pitch, one poor youth 9v9 pitch and two mini pitches standard quality. All pitches have some actual spare capacity. Bishops Castle Town FC has plans to create a purpose built clubhouse at the site to allow progression to Tier 4. It has been granted planning permission on a compliant design and will be applying for funding once security of tenure has been obtained (in progress).	As a priority ensure long term security of tenure put into place to allow progression of applications for funding to provide clubhouse. Improve pitch quality to accommodate future demand for youth provision.	Sports club FAW, FF College	Main site	H	S-M	H	Protect Enhance Provide
			Football (3G)		One small 3G pitch (46 x 28).	Retain and improve as required.			L	L	L	

<sup>31</sup> (S) -Short (1-2 years); (M) - Medium (3-5 years); (L) - Long (6+ years)

<sup>32</sup> (L) -Low - less than £50k; (M) -Medium - £50k-£250k; (H) -High £250k and above

Site ID	Site	Post code	Sport	Management	Current status	Recommended actions	Partners	Site hierarchy tier	Priority	Timescales <sup>31</sup>	Cost <sup>32</sup>	Aim
			Rugby union		One poor quality pitch which is unused for community use.	Retain for school use and improve quality as required. Explore options for community use of the pitch.	College		L	L	L	
			Tennis Netball		Two poor quality macadam courts unused for community use. Overmarked with netball.	Retain for school use and improve quality as required.	College		L	L	L	
197	Newcastle Village Football Pitch	SY7 8QW	Football	Community organisation	One adult pitch which is poor quality. No changing on site.	Improve quality as required and explore opportunity to increase provision at the site if demand exists in the future.	FF, SFA	Local	L	M	L	Enhance
198	Newcastle Village Hall (Mill Road)	SY7 8QW	Bowls	Community organisation	One good quality bowling green. Rented from The Community Centre Committee. Club has c20 members.	Sustain quality and maximise membership in order to create sustainability.	Sports club BCGBA	Local	M	S	L	Protect
290	The Manor Ground (Bishops Castle Cricket Club)	SY9 5HA	Cricket	Sports club	One good quality square with eight wickets. Actual spare capacity of 15 match sessions per season. Club has 13 years remaining on lease for the site.	Sustain quality and maximise use to accommodate future demand, particularly for juniors.	Sports Club ECB, SCB	Local	L	L	L	Protect
343	Chirbury Bowling Club	SY15 6BN	Bowls	Unknown	One standard quality bowling green.	Explore opportunities to make improvements in order to sustain membership levels.	Sports club BCGBA	Local	M	S	L	Protect Enhance
345	Clungunford Bowling Club	SY7 0PN	Bowls	Community organisation	One good quality bowling green rented from Clungunford Village Hall. Club has c20 members and aspires to increase this.	Sustain quality and maximise membership in order to create sustainability.	Sports club BCGBA	Local	M	M	L	Protect Enhance
369	Cross Banks (Norbury)	SY9 5DX	Football	Community organisation	One poor quality adult pitch with poor quality changing rooms.	Improve quality as required and explore opportunity to increase provision at the site if demand exists in the future.	FF, SFA	Local	L	M	M	Enhance

**PLACE PLAN – CHURCH STRETTON**

Site ID	Site	Post code	Sport	Management	Current status	Recommended actions	Partners	Site hierarchy tier	Priority	Timescales <sup>33</sup>	Cost <sup>34</sup>	Aim
2	Acton Scott Cricket Club	SY6 6QL	Cricket	Private	One standard quality square with five wickets. No actual spare capacity. Rented from the Acton Scott Estate and considered unsecure. No changing although the Club suggests this is not an issue.	Improve quality as required to create future spare capacity and work to secure use.	Sports club ECB, SCB	Local	M	M	L	Protect Enhance
44	Brooksby Playing Fields	SY6 6AE	Football	Church Stretton Parish Council	One adult, one youth 9v9 and one mini 5v5 pitch, all poor quality. Lack of capacity and youth pitch overplayed by 0.5 match sessions. Ancillary facilities good quality.	Located in a flood zone. Consider options such as dedicated regular and routine maintenance regimes to improve quality. If site floods it is recommended relevant flood relief funds are applied for to address issues and alternative venues are found for clubs utilising the provision.	Sports Club Parish Council FF, SFA	Main site	H	S-M	M	Protect Enhance

<sup>33</sup> (S) -Short (1-2 years); (M) - Medium (3-5 years); (L) - Long (6+ years)

<sup>34</sup> (L) -Low - less than £50k; (M) -Medium - £50k-£250k; (H) -High £250k and above

Site ID	Site	Post code	Sport	Management	Current status	Recommended actions	Partners	Site hierarchy tier	Priority	Timescales <sup>33</sup>	Cost <sup>34</sup>	Aim
70	Church Stretton Park Playing Fields	SY6 7AR	Tennis	Church Stretton Parish Council	Three standard quality macadam courts used by Church Stretton TC. Club has c130 members. Club reports carparking, changing facilities and kitchen/toilets all need to be improved.	Explore opportunities for funding to improve ancillary facilities. In the longer term, improve court quality and explore opportunities for floodlighting to increase capacity.	Sports Club Parish Council LTA	Local	M	S-M	M	Protect Enhance
			Bowls		One good quality bowling green. Used by Church Stretton Women's BC Membership unknown.	Sustain quality and maximise membership in order to create sustainability.	Sports club BCGBA		L	L	L	
71	Church Stretton School	SY6 6EX	Football	Education	Two poor quality adult pitches used for community but unsecure tenure.	Although in its early stages, this part of the playing field has been identified for development. If the site was lost it would be subject to appropriate mitigation secured to address the loss in line with the National Planning Policy Framework Paragraph 97 and Sport England's Playing Field Policy.	School Sport England FF, SFA	Main site	M	M	M-H	Protect Enhance
			Cricket		One standalone NTP	Retain for school use.	School		L	L	L	
			Rugby union		Two senior pitches which are poor quality. No spare capacity. Used by Church Stretton RFC but unsecure tenure.	Secure community use and explore options to improve quality.	School Sports Club RFU		M	S	M	
			Tennis		Five poor quality macadam courts overmarked with netball.	Retain for school use and improve as required.	School					
87	Concord College	SY5 7PF	Tennis	Education	Three macadam courts.	Retain for school use and improve as required.	School	Local	L	L	L	Protect
236	Russels Meadow Ground	SY6 6AT	Football	Church Stretton Parish Council	Two good quality adult pitches with spare capacity. Serviced by good changing rooms. Pitches are subject to public use which causes additional wear/litter.	Sustain/improve quality and maximise use to accommodate future demand.	Sports Club Parish Council FF, SFA	Main site	M	M	L	Protect Enhance
			Cricket		One good quality square with 10 wickets. Spare capacity expressed. Secured use by Church Stretton CC.	Sustain quality and maximise use to accommodate future demand, particularly for juniors.	Sports Club Parish Council ECB, SCB		L	M	L	
337	Worthen Village Hall	SY5 9HT	Football	Community organisation	One poor quality adult pitch with spare capacity discounted due to quality. Poor quality changing provision.	Improve quality across the site as required and explore opportunities for funding to improve ancillary facilities as a joint bid to service the whole site.	Sports clubs FF, SFA, LTA, BCGBA	Local	M	M	M	Protect Enhance
			Bowls		One good quality bowling green. Club has c35 members. Aspirations to improve club house quality.							
			Tennis		One standard quality macadam court. Used by Worthen TC which has c10 members.							

PLACE PLAN – CRAVEN ARMS

Site ID	Site	Post code	Sport	Management	Current status	Recommended actions	Partners	Site hierarchy tier	Priority	Timescales <sup>35</sup>	Cost <sup>36</sup>	Aim
85	Community Arts Sports Craven Arms (CASCAs)	SY7 9PS	Football	Community organisation	One poor quality youth 11v11 pitch serviced by standard quality changing provision.	Improve quality as required and explore opportunity to increase provision at the site if demand exists in the future.	FF, SFA	Local	M	M	M	Protect Enhance
			Netball		One standard quality court.	Retain and improve quality as required to service demand.	EN		L	L	L	
96	Craven Arms Bowling Club	SY7 9QL	Bowls	Unknown	One standard quality bowling green. No floodlighting. Membership unknown.	Explore opportunities to make improvements in order to sustain membership levels.	Sports club BCGBA	Local	L	L	L	Protect Enhance
181	Millichope Park	SY7 9HA	Cricket	Private	One standard quality square with eight wickets. No actual spare capacity. Serviced by poor quality pavilion. Unsecure use by Corvedale CC.	Work to secure long term use for the Club and then explore opportunities for improvements across the site.	Sports club ECB, SCB	Local	M	M	M	Protect Enhance
			Tennis		Two courts, one macadam and one artificial. Public use.	Retain and improve quality as required to service local demand.	LTA		L	L	L	

<sup>35</sup> (S) -Short (1-2 years); (M) - Medium (3-5 years); (L) - Long (6+ years)  
<sup>36</sup> (L) -Low - less than £50k; (M) -Medium - £50k-£250k; (H) -High £250k and above

## APPENDIX ONE: FUNDING PLAN

### Funding opportunities

Please note that due to the ongoing COVID-19 Pandemic (2020) the below funding opportunities may alter or become less prevalent in the forthcoming years as NGBs prioritise new methods of funding as a reaction to the developing situation.

In order to deliver much of the Action Plan, it is recognised that external partner funding will need to be sought. Although seeking developer contributions in applicable situations and other local funding/community schemes could go some way towards meeting deficiencies and/or improving provision, other potential/match sources of funding should be investigated. Below is a list of current funding sources that are relevant for community improvement projects involving sports facilities.

Awarding body	Description
Big Lottery Fund <a href="http://www.biglotteryfund.org.uk/">http://www.biglotteryfund.org.uk/</a>	<p>The Big Lottery Fund distributes over £500m a year to communities across the UK, raised by players of The National Lottery.</p> <p><b>Awards for All</b> – this fund offers National Lottery grants between £300 and £10,000. Applications can be made by: voluntary or community organisations, registered charities, constituted groups or clubs, not-for-profit companies or community interest companies, social enterprises, schools and statutory bodies (including town, parish and community councils). To receive funding, the applicant must meet at least one of the funding priorities listed for these grants. The funding priorities are:</p> <ul style="list-style-type: none"> <li>Bringing people together and building strong relationships in and across communities.</li> <li>Improving the places and spaces that matter to communities.</li> <li>Enabling more people to fulfil their potential by working to address issues at the earliest possible stage.</li> </ul> <p><b>Reaching Communities England</b> – this programme provides flexible funding over £10,000 for up to five years to organisations in England who want to act on the issues that matter to people and communities. Grants will be awarded to voluntary and community organisations or social enterprises to fund project activities, operating costs, organisational development and capital costs. Ideas must meet one or more of the following funding priorities:</p> <ul style="list-style-type: none"> <li>Bringing people together and building strong relationships in and across communities.</li> <li>Improving the places and spaces that matter to communities.</li> <li>Enabling more people to fulfil their potential by working to address issues at the earliest possible stage.</li> </ul>
Sport England The current funding streams may change so refer to the website for the latest information: <a href="https://www.sportengland.org/funding/">https://www.sportengland.org/funding/</a>	<p>Sport England's vision is that everyone in England feels able to take part in sport or activity, regardless of age, background or ability.</p> <p><b>Small Grants</b> – this programme offers funding to projects involving adults and young people aged 14 or over which meet one or more of the aims of their 'Towards an Active Nation' strategy. These aims are: get inactive people more active, develop lasting sporting habits, engender more positive attitudes among young people, develop more diverse volunteer base and improve progression and inclusion among</p>

Awarding body	Description
	<p>the most talented. Projects with mixed age groups may still be considered if there is a focus on people aged 14 and over.</p> <p><b>Community Asset Fund</b> – this programme is dedicated to enhancing the spaces in your local community that give people the opportunity to be active.</p> <p><b>Major Events Engagement Fund</b> – Sport England’s ‘Towards an Active Nation’ strategy commits them to invest £2m in helping national governing bodies (NGBs) to host major events which evolve their existing business model and derive a greater financial return from their existing customers (players, volunteers or spectators). This funding can also be used to develop programmes that engage with individuals local to the major event, who are currently less likely to take part regularly in sport or physical activity.</p>
<p>Football Foundation <a href="http://www.footballfoundation.org.uk/funding-schemes/">http://www.footballfoundation.org.uk/funding-schemes/</a></p>	<p>This trust provides financial help for football at all levels, from national stadia and FA Premier League clubs down to grass-roots local development.</p> <p><b>Premier League &amp; The FA Facilities Fund</b> – this fund is available to football clubs, schools, councils and local sports associations that improve facilities for football and other sport in local communities, sustain or increase participation amongst children and adults, regardless of background age or ability and to help children and adults to develop their physical, mental, social and moral capacities through regular participation in sport. Grants are available for:</p> <ul style="list-style-type: none"> <li>◆ Grass pitch drainage/improvements,</li> <li>◆ Pavilions, clubhouses and changing rooms,</li> <li>◆ 3G Football Turf Pitches (FTPs) and multi-use games areas,</li> <li>◆ Fixed floodlights for artificial pitches.</li> </ul> <p><b>Premier League &amp; The FA Facilities Fund Small Grants Scheme</b> – this scheme awards grants of up to £10,000 for the provision of capital items, or to refurbish/improve existing facilities. This scheme aims to support the growth of football clubs and activity, prevent a decline in football participation and make improvements to facilities to address any health and safety issues. Grants, which cannot exceed 50% of the total project cost, are awarded to support the costs of the following list of projects and items:</p> <ul style="list-style-type: none"> <li>◆ Replacement of unsafe goalposts,</li> <li>◆ Portable floodlights,</li> <li>◆ Storage containers,</li> <li>◆ Changing pavilion/clubhouse refurbishment and external works (not including routine maintenance works),</li> <li>◆ Grounds maintenance equipment,</li> <li>◆ Pitch improvement works (not including routine maintenance works),</li> <li>◆ Fencing.</li> </ul> <p>The scheme is available to local authorities, educational establishments, grassroots football clubs and professional and semi-professional football clubs and their associated community organisations, to support their community outreach programmes.</p>

## SHROPSHIRE COUNCIL ACTION PLAN

Awarding body	Description
	<b>Premier League Primary Stars Kit and Equipment Scheme</b> - this scheme, run in partnership with Nike and delivered by the Football Foundation, gives teachers the opportunity to get their hands on free resources to aid their pupils' learning. Primary school teachers registered at <a href="http://plprimarystars.com">plprimarystars.com</a> can access either a free Nike football strip, or a free equipment pack which can be used across the curriculum.
Rugby Football Union (RFU) <a href="https://www.englandrugby.com/participation/running-your-club/funding">https://www.englandrugby.com/participation/running-your-club/funding</a>	The RFU now provides Local Club Grants for facility improvements. These are managed and administered locally by RFU staff and Constituent Body volunteers.
The England and Wales Cricket Trust <a href="https://www.ecb.co.uk/be-involved/club-support/club-funding">https://www.ecb.co.uk/be-involved/club-support/club-funding</a>	<b>The Interest Free Loan Scheme</b> provides finance to clubs for various capital projects such as buildings, equipment purchase, fine turf, land purchase and non-turf. All ECB affiliated cricket clubs are eligible to apply, as well as other organisations that can evidence achievement/delivery of the EWCT's charitable aims. Clubs with a junior section can apply for funding from £1,000 to £50,000 whereas clubs without a junior section can apply for funding from £1,000 to £20,000. A minimum of 10% partnership funding is required from the applicant.  <b>The Small Grant Scheme</b> aims to support the ECB's national programmes – Get the Game On, All Stars Cricket, Women's Cricket and U19 Club T20. Clubs can apply for funding towards the purchase of relevant products or materials, and associated professional labour costs. Project themes: <ul style="list-style-type: none"> <li>◀ Covers – supporting Get the Game On</li> <li>◀ Family Friendly Facilities – supporting All Stars Cricket</li> <li>◀ Improved Changing Facilities for Females – supporting Women's Cricket</li> <li>◀ Great Events – supporting U19 Club T20.</li> </ul>
EU Life Fund <a href="http://ec.europa.eu/environment/funding/intro_en.htm">http://ec.europa.eu/environment/funding/intro_en.htm</a>	LIFE is the EU's financial instrument supporting environmental and nature conservation projects throughout the EU. LIFE also finances some grants for non-governmental organisations active in the field of the environment because they are key players in the development and implementation of environmental policy.
National Hockey Foundation <a href="http://www.thenationalhockeyfoundation.com/">http://www.thenationalhockeyfoundation.com/</a>	The Foundation primarily makes grants to a wide range of organisations that meet one of the areas of focus: young people and hockey, young people and sport in Milton Keynes, enabling the development of hockey at youth or community level and smaller charities. There is no limit on the amount of funding that an organisation can request. However, the Foundation does not generally award grants for less than £10,000 or more than £75,000.
Rugby Football League <a href="https://www.rlwc2021.com/facilities">https://www.rlwc2021.com/facilities</a>	<b>Rugby League World Cup 2021 Capital Facilities Legacy funding.</b> Small Grants Scheme awards grants of up to £15,000 for the provision of capital items, kit and equipment or to refurbish/improve existing facilities. Large capital grants programme of £15,000 plus focused on supporting the development of new or refurbished local rugby league facilities. The programme is split into four themes: <ol style="list-style-type: none"> <li>1. Welcoming environments</li> <li>2. More players</li> <li>3. Community engagement</li> <li>4. Innovation fund</li> </ol>

## SHROPSHIRE COUNCIL ACTION PLAN

Awarding body	Description
Rugby Football League <a href="https://www.rlwc2021.com/facilities">https://www.rlwc2021.com/facilities</a>	Rugby League World Cup 2021 Capital Facilities legacy funding. Small Grants Scheme awards grants of up to £15,000 for the provision of capital items, kit and equipment or to refurbish/improve existing facilities. Large capital grants programme of £15,000 plus focused on supporting the development of new or refurbished local rugby league facilities. The programme is split into four themes: 5. Welcoming environments 6. More players 7. Community engagement 8. Innovation fund
National Hockey Foundation <a href="http://www.thenationalhockeyfoundation.com/">http://www.thenationalhockeyfoundation.com/</a>	The Foundation primarily makes grants to a wide range of organisations that meet one of the areas of focus: Young people and hockey, Enabling the development of hockey at youth or community level.
LTA Transforming British Tennis Together <a href="https://www.lta.org.uk/workforce-venues/tennis-venue-support/tennis-facility-funding-and-advice/transforming-british-tennis-together/">https://www.lta.org.uk/workforce-venues/tennis-venue-support/tennis-facility-funding-and-advice/transforming-british-tennis-together/</a>	Transforming British Tennis Together (TBTT) is the largest capital investment programme the LTA has undertaken. It aims to invest £125 million over the next ten years in tennis facilities which it hopes can be match funded by partners to bring £250 million into the sport.
BCGBA grants <a href="https://www.bcgba.org.uk/grants/">https://www.bcgba.org.uk/grants/</a>	Provided a club is subscribed to the BCGBA it can apply for a grant a range of ancillary issues, providing it has not already received one in the previous five years.

### *Flooding Funding*

Sport England also offers various funding options for clubs that have been affected by flooding such as the Community Asset Fund<sup>37</sup>. These are typically separated into three criteria: small scale investment (£1,000 - £15,000), medium scale investment (£15,000 - £50,000) and large scale investment (£50,000 - £150,000). The Community Asset Fund was designed to help communities respond quickly to emergencies or unexpected events that stop people from being active.

### **Protecting Playing Fields**

Sport England's Strategy: Towards an Active Nation (2016-2021) will simplify the funding reducing the number of investment programmes from 30 to 7:

- ❖ Tackling Inactivity
- ❖ Children and Young People
- ❖ Volunteering
- ❖ Taking sport and activity into the mass market
- ❖ Supporting sports core markets
- ❖ Local delivery
- ❖ Creating welcoming sports facilities

The current funding streams listed below will remain operational during 2016/17 but will be phased out and replaced by one or more of the seven listed above.

<sup>37</sup> <https://www.sportengland.org/how-we-can-help/our-funds/community-asset-fund>

It launched Protecting Playing Fields (PPF) as part of its Places People Play Olympic legacy mass participation programme and is investing £10 million of National Lottery funding in community sports projects.

The programme is being delivered via five funding rounds (with up to £2 million being awarded to projects in each round). Its focus is on protecting and improving playing fields and developing community sport. It will fund capital projects that create, develop and improve playing fields for sporting and community use and offer long-term protection of the site for sport. Projects are likely to involve the construction of new pitches or improvement of existing ones that need levelling or drainage works.

Sport England's Community Asset Fund<sup>38</sup> programme will be delivered via funding rounds and replaced its previous Inspired Facilities Fund. The Community Asset Fund opened in late January 2017 with an annual budget of £15 million, anticipating funding applications to range anywhere from £1000 to £150,000.

A key difference of the new programme is that it not only aims to support improvement of facilities within traditional sports clubs and recreational or sporting environments, but seeks explore new ways to invest in communities where improvement of facilities can offer wider benefit for not just sporting groups but other physical activities and local organisations which use or could use the site. The change in approach reflects the Towards an Active Nation Strategy and a contribution to delivering the five outcomes: physical wellbeing, mental wellbeing, individual development, social and community development and economic development.

The four main aims of the Community Asset Fund programme are:

- ❖ Improve and protect existing sports facilities that support the needs of local communities
- ❖ Invest in new and different places that meet the needs of local communities, which include our target audiences
- ❖ Ensure our capital investment reaches organisations who have not accessed our funding before
- ❖ Create a more resilient, sustainable, less grant dependent sport sector

### **Strategic Facilities Fund**

Facilities are fundamental in providing more people with the opportunity to play sport. The supply of the right facilities in the right areas is key to getting more people to play sport. Sport England recognises the considerable financial pressures that local authorities are currently under and the need to strategically review and rationalise leisure stock so that cost effective and financially sustainable provision is available in the long-term. Sport England has a key role to play in the sector, from influencing the local strategic planning and review of sports facility provision to investing in major capital projects of strategic importance.

The Strategic Facilities Fund will direct capital investment into a number of key local authority projects that are identified through a strategic needs assessment and that have maximum impact on growing and sustaining community sport participation. These projects will be promoted as best practice in the delivery of quality and affordable facilities, whilst demonstrating long-term operational efficiencies. The fund will support projects that bring together multiple partners, including input from the public and private sectors and national governing bodies of sport (NGBs). The fund is also designed to encourage applicants and their partners to invest further capital and revenue funding to ensure sustainability. Sport England has allocated a budget of circa £30m of Lottery funding to award through this fund (2013-17).

---

<sup>38</sup> <https://www.sportengland.org/media/11425/community-asset-fund-guide-january-2017.pdf>

Key features which applications must demonstrate are:

- ◀ A robust needs and evidence base which illustrates the need for the project and the proposed facility mix
- ◀ Strong partnerships which will last beyond the initial development of the project and underpin the long-term sustainability of the facility
- ◀ Multi-sport provision and activity that demonstrates delivery against NGB local priorities
- ◀ A robust project plan from inception to completion with achievable milestones and timescales.

Lottery applications will be invited on a solicited-only basis and grants of between £500,000 and £2,000,000 will be considered.

The Strategic Facilities Fund will prioritise projects that:

- ◀ Are large-scale capital developments identified as part of a local authority sports facility strategic needs assessment/rationalisation programme and that will drive a significant increase in community sports participation
- ◀ Demonstrate consultation/support from two or more NGBs and delivery against their local priorities
- ◀ Are multi-sport facilities providing opportunities to drive high participant numbers
- ◀ Are a mix of facility provision (indoor and/or outdoor) to encourage regular and sustained use by a large number of people
- ◀ Offer an enhancement, through modernisation, to existing provision and/or new build facilities
- ◀ Have a long-term sustainable business plan attracting public and private investment
- ◀ Show quality in design, but are fit for purpose to serve the community need
- ◀ Have effective and efficient operating models, combined with a commitment to development programmes which will increase participation and provide talent pathways.

Projects will need to demonstrate how the grant will deliver against Sport England's strategic priorities. The funding available is for the development of the capital infrastructure, which can contribute to the costs of new build, modernisation or refurbishment and purchasing of major fixed equipment as part of the facility development.

### **Funder's requirements**

Below is a list of funding requirements that can typically be expected to be provided as part of a funding bid, some of which will fall directly out of the Playing Pitch Strategy:

- ◀ Identify need (i.e., why the Project is needed) and how the Project will address it.
- ◀ Articulate what difference the Project will make.
- ◀ Identify benefits, value for money and/or added value.
- ◀ Provide baseline information (i.e., the current situation).
- ◀ Articulate how the Project is consistent with local, regional and national policy.
- ◀ Financial need and project cost.
- ◀ Funding profile (i.e., Who's providing what? Unit and overall costs).
- ◀ Technical information and requirements (e.g., planning permission).
- ◀ Targets, outputs and/or outcomes (i.e., the situation after the Project/what the Project will achieve)
- ◀ Evidence of support from partners and stakeholders.
- ◀ Background/essential documentation (e.g., community use agreement).
- ◀ Assessment of risk.

### **Indicative costs**

The indicative costs of implementing key elements of the Action Plan can be found on the Sport England website:

<https://www.sportengland.org/facilities-planning/design-and-cost-guidance/cost-guidance/>

The costs are for the development of community sports facilities and are based on providing good quality sports facility based on the last quarter. The Facilities Costs are updated on the Sport England website every quarter. These rounded costs are based on schemes most recently funded through the Lottery (and therefore based on economies of scale), updated to reflect current forecast price indices provided by the Building Cost Information Service (BCIS), prepared by Technical Team Lead of Sport England.

This page is intentionally left blank



## EXECUTIVE SUMMARY

### OCTOBER 2020



# SHROPSHIRE COUNCIL

## PLAYING PITCH & SPORTS STRATEGY EXECUTIVE SUMMARY

---

### EXECUTIVE SUMMARY

This is the Executive Summary for Shropshire Council's Playing Pitch & Outdoor Sports Strategy (PPOSS). Both the Strategy and the preceding Assessment Report have been produced in accordance with Sport England guidance and both have achieved sign off from National Governing Bodies of Sport (NGBs) and Sport England. The study covers the period up to 2038, in line with the emerging local plan.

### Scope

The project provides guidance and support in order to understand and assess the need for playing pitches. It provides a strategic framework for the maintenance and improvement of existing provision and covers the following sports:

- ✦ Football pitches (including 3G pitches)
- ✦ Cricket pitches
- ✦ Rugby union pitches (including 3G pitches)
- ✦ American football pitches
- ✦ Hockey pitches (sand/water based AGPs)
- ✦ Tennis courts
- ✦ Bowling greens
- ✦ Netball courts

### Vision

A vision has been set out to provide a clear focus with desired outcomes for the Shropshire PPOSS. It seeks to:

*"An accessible, high quality and sustainable network of sports pitches and other outdoor sports facilities which supports increased sports participation by all residents, at all levels of play, from grassroots to elite'."*

### Aims

The following overarching aims are based on the three Sport England themes. It is recommended that they are adopted by the Council and partners to enable delivery of the overall PPOSS vision and Sport England planning objectives.

#### AIM 1

To **protect** the existing supply of outdoor sport facilities where it is needed to meet current and future needs.

#### AIM 2

To **enhance** outdoor sport facilities and ancillary facilities through improving quality and management of sites.

#### AIM 3

To **provide** new outdoor sport facilities where there is current or future demand to do

# SHROPSHIRE COUNCIL

## PLAYING PITCH & SPORTS STRATEGY EXECUTIVE SUMMARY

### Headline findings

The table below highlights the quantitative headline findings relating to the main pitch sports from the Assessment Report.

Sport	Analysis area	Current demand (2019)		Future demand (2038) <sup>1</sup>
		Pitch type	Current capacity total in MES <sup>[1]</sup>	Future capacity total in MES
Football (grass pitches)	Central	Adult	Spare capacity of 5.5	Spare capacity of 2.5
		Youth 11v11	Spare capacity of 1.5	Shortfall of 1.5
		Youth 9v9	At capacity	Shortfall of 2
		Mini 7v7	Spare capacity of 1	Spare capacity of 1
		Mini 5v5	Spare capacity of 3	Spare capacity of 3
	North East	Adult	Spare capacity of 0.5	Shortfall of 0.5
		Youth 11v11	Shortfall of 2.5	Shortfall of 2.5
		Youth 9v9	Spare capacity of 2	Spare capacity of 2
		Mini 7v7	At capacity	At capacity
		Mini 5v5	Spare capacity of 1	At capacity
	North West	Adult	Spare capacity of 0.5	Spare capacity of 0.5
		Youth 11v11	Shortfall of 0.5	Shortfall of 1.5
		Youth 9v9	Spare capacity of 0.5	Spare capacity of 0.5
		Mini 7v7	At capacity	At capacity
		Mini 5v5	Spare capacity of 0.5	At capacity
	South	Adult	Spare capacity of 0.5	Spare capacity of 0.5
		Youth 11v11	At capacity	At capacity
		Youth 9v9	At capacity	Shortfall of 1
		Mini 7v7	At capacity	At capacity
		Mini 5v5	At capacity	At capacity
	South East	Adult	Shortfall of 3.5	Shortfall of 3.5
		Youth 11v11	Spare capacity of 1	At capacity
		Youth 9v9	Shortfall of 1	Shortfall of 1.5
		Mini 7v7	Shortfall of 0.5	Shortfall of 0.5
		Mini 5v5	Shortfall of 3	Shortfall of 5.5
	South West	Adult	Spare capacity of 1.5	Spare capacity of 1
		Youth 11v11	At capacity	Shortfall of 1
		Youth 9v9	At capacity	Shortfall of 2.5
		Mini 7v7	At capacity	At capacity
		Mini 5v5	At capacity	At capacity
Football (3G pitches) <sup>[2]</sup>	Central	Full size / small size, floodlit	Shortfall of 3 full sized 3G pitch for team training	Shortfall of 3.5 full sized 3G pitch for team training
	North East		Shortfall of 2 full sized 3G pitch for team training	Shortfall of 2 full sized 3G pitch for team training

<sup>1</sup> Please note future demand for football and cricket are referenced in Part 4: Sport Specific Issues Scenarios and Recommendations

<sup>[1]</sup> MES – match equivalent sessions per week (per season for cricket)

<sup>[2]</sup> Based on accommodating 38 teams on one full size pitch

# SHROPSHIRE COUNCIL

## PLAYING PITCH & SPORTS STRATEGY EXECUTIVE SUMMARY

Sport	Analysis area	Current demand (2019)		Future demand (2038) <sup>1</sup>
		Pitch type	Current capacity total in MES <sup>[1]</sup>	Future capacity total in MES
	North West		Shortfall of 0.5 full sized 3G pitch for team training	Shortfall of 0.5 full sized 3G pitch for team training
	South		At capacity	At capacity
	South East		Shortfall of 3 full sized 3G pitch for team training	Shortfall of 3.5 full sized 3G pitch for team training
	South West		Shortfall of 0.5 full sized 3G pitch for team training	Shortfall of 0.5 full sized 3G pitch for team training
Cricket	Central	Saturday	Shortfall of 27	Shortfall of 60
		Sunday	Spare capacity of 28	Shortfall of 5
		Midweek	Spare capacity of 46	Spare capacity of 14
	North East	Saturday	Shortfall of 20	Shortfall of 42
		Sunday	Spare capacity of 13	Shortfall of 20
		Midweek	Spare capacity of 30	Spare capacity of 2
	North West	Saturday	Shortfall of 13	Shortfall of 24
		Sunday	Shortfall of 13	Shortfall of 24
		Midweek	Shortfall of 5	Shortfall of 13
	South	Saturday	At capacity	Shortfall of 11
		Sunday	At capacity	Shortfall of 11
		Midweek	At capacity	At capacity
	South East	Saturday	Spare capacity of 9	Shortfall of 24
		Sunday	Spare capacity of 31	Shortfall of 9
		Midweek	Spare capacity of 40	Spare capacity of 12
	South West	Saturday	Spare capacity of 22	Spare capacity of 22
		Sunday	Spare capacity of 33	Spare capacity of 33
		Midweek	Spare capacity of 36	Spare capacity of 32
Rugby union	Central	Senior	Shortfall of 5.25	Shortfall of 5.75
	North East	Senior	At capacity	Shortfall of 1
	North West	Senior	Shortfall of 4.5	Shortfall of 6
	South	Senior	Shortfall of 1.25	Shortfall of 5.5
	South East	Senior	Shortfall of 2	Shortfall of 3
	South West	Senior	Shortfall of 0.5	Shortfall of 0.5
Hockey (sand AGPs)	Shropshire	Full size, floodlit	There is a need to improve pitch quality and create a pitch to return exported demand.	There is a need to improve pitch quality and create a pitch to return exported demand.
Tennis	Shropshire	Courts	Adequate provision	Adequate provision
Bowls	Shropshire	Greens	Adequate provision	Adequate provision
Netball	Shropshire	Courts	Adequate provision	Adequate provision
Other sports	Shropshire	Pitches	Adequate provision	Adequate provision

From a quantitative perspective, the existing position for all sports is either that demand is being met or that there is a shortfall, whereas the future position shows the creation of shortfalls for some pitch types and in some areas where demand is currently being met and the exacerbation of existing shortfalls. There are current and future shortfalls of 3G pitches,

## SHROPSHIRE COUNCIL

# PLAYING PITCH & SPORTS STRATEGY EXECUTIVE SUMMARY

---

rugby union pitches, cricket squares, and current shortfalls youth 11v11 pitches (North East and North West analysis areas) and adult, youth 9v9, mini 7v7 and mini 5v5 pitches in the South East Analysis Area.

When taking into consideration future demand, shortfalls worsen with additional shortfalls arising on adult pitches (North East Analysis Area), youth 11v11 pitches (Central and South West analysis areas) and youth 9v9 pitches (Central, South and South West analysis areas).

As such it is considered that football shortfalls can be met through the better utilisation of existing provision, such as via pitch re-configuration, improving quality and encouraging or enabling access to unused/unavailable provision.

In comparison for cricket and rugby union there is a need to improve the quality of existing facilities in addition to creating new provision to meet current and future levels of demand.

Notwithstanding the above, a shortfall of 3G pitches can only be met through increased provision. With resources to improve the quality of grass pitches being limited, an increase in 3G provision could also help reduce grass pitch shortfalls through the transfer of play, thus reducing overplay, which in turn can aid pitch quality improvements.

Further, there is also an unsuitable stock of hockey suitable AGPs relating to quality issues and an identified need for a new pitch within Market Drayton to accommodate exported demand.

Where provision is played to capacity there may still be a need to sustain or improve quality, due to poor quality and to create strategic reserve to better sustain quality.

### **Sport-by-sport recommendations**

A number of relevant scenarios have been tested against key issues for each sport, resulting the following recommendations.

#### ***Football***

- ✦ Protect existing quantity of pitches until all demand is being met (unless replacement provision meets Sport England requirements and is agreed upon and provided).
- ✦ Sustain pitch quality and seek improvements where necessary via utilisation of the FA's Pitch Improvement Programme and associated funding opportunities.
- ✦ Explore opportunities to gain long-term access to sites where community use is not currently offered.
- ✦ Work to accommodate future demand at sites which are not operating at capacity or at sites not currently available for community use that could be moving forward.
- ✦ Improve ancillary facilities where this is a clear need to do so.
- ✦ Ensure clubs playing within, or with aspirations to play within, the football pyramid can progress.
- ✦ Explore pitch reconfiguration where possible in order to alleviate pitch shortfalls
- ✦ Explore the reinstatement of pitches to alleviate shortfalls, particularly at Kynaston Road Recreation Ground, Radbrook Recreation Ground and Waincott Recreation Ground.
- ✦ Support Shawbury United FC in its aspirations to create its own site, only if the Club can secure long term tenure.
- ✦ Further determine the feasibility for relocation of Greenfields Sports Ground which will include suitable ancillary facilities.
- ✦ Monitor sites located on flood zones and carry out relevant improvements as required.

## SHROPSHIRE COUNCIL

# PLAYING PITCH & SPORTS STRATEGY EXECUTIVE SUMMARY

---

- ✦ In the longer term, explore the feasibility of carpet hybrid pitches if research is positive, as a potential solution with regards to flooding.
- ✦ Update the Local Football Facilities Plan for Shropshire in due course with findings from the PPOSS.

### **3G pitches**

- ✦ Protect current stock of 3G pitches and retain on the FA Pitch Register.
- ✦ Look to create additional 3G provision in the Central, North East, North West, South and South East analysis areas in order to alleviate identified shortfalls.
- ✦ Ensure that any new 3G pitches have community use agreements in place.
- ✦ Ensure all current and future providers have in place a sinking fund to ensure long-term sustainability.
- ✦ Ensure that all new 3G pitches are constructed to meet FA and FIFA recommended dimensions and quality performance standards.
- ✦ Encourage more match play demand to transfer to 3G pitches and ensure that pitches remain suitable to accommodate such demand through appropriate certification when it is required.
- ✦ Ensure that any new 3G pitches are priced competitively against the cost of hiring a grass pitches and are aimed at local grassroots clubs.
- ✦ When any new full size 3G pitches are created within the Authority the feasibility of making them World Rugby Compliant should be examined.
- ✦ Ensure discussions take place between the Council, EH, Shropshire FA and FF before any new 3G or hockey suitable provision is created to ensure stock sustainability.
- ✦ Update the Local Football Facilities Plan for Shropshire in due course with findings from the PPOSS.

### **Cricket**

- ✦ Protect all cricket squares in current use.
- ✦ Work with clubs and grounds staff to review quality issues on squares to ensure appropriate quality is achieved at sites assessed as standard and sustained at sites assessed as good.
- ✦ Assist in the reinstatement of cricket demand at Whittingham Cricket & Bowling Club.
- ✦ Look to reinstate lapsed cricket provision at Ironbridge Power Station using housing developer contributions.
- ✦ Ensure security of tenure for all clubs with lease arrangements in place by ensuring agreements have over 25 years remaining.
- ✦ Support pavilion developments where it is required.
- ✦ Explore options to provide clubs capacity for future demand including square quality improvements, creation of NTPs, securing tenure and secondary sites or creating new provision if required.
- ✦ Any new cricket provision created should have a ball strike assessment carried out as a matter of due course. Where new housing or building developments are under consideration within proximity to existing facilities a ball strike risk assessment should be undertaken. In addition, any clubs which could be potentially affected by this issue should be signposted to the ECB.
- ✦ Deliver the All Stars Cricket, Dynamos and women & girls programmes and seek to increase junior and female participation as a result.
- ✦ Work to increase women and girls' participation in line with the emerging Inspiring Generations ECB Strategy and protect existing provision so that women and girls have a suitable place to practise and play.
- ✦ Monitor sites located on flood zones and carry out relevant improvements when required.

## SHROPSHIRE COUNCIL

### PLAYING PITCH & SPORTS STRATEGY EXECUTIVE SUMMARY

---

- Using supplementary information provided by the Shropshire Cricket and the ECB look to address capacity and/or quality issues at Pontesbury Playing Fields, Shrewsbury Cricket Club, Frankwell Recreation Ground, Heath Road Ground, The Kynaston Ground, Ellesmere Cricket Club, Oswestry Cricket Club, Bridgnorth Bowls, Cricket & Hockey Club, Alveley Cricket Club Four Oaks Ground / Alveley Recreation Ground and Priorslee Road

#### ***Rugby union***

- Existing quantity of rugby union pitches to be protected or be fully mitigated to meet National Planning Policy.
- Improve pitch quality at secure sites to alleviate overplay and create actual spare capacity, particularly at sites that are significantly overplayed such as Oswestry RFC, Shrewsbury RFC and Clee Hill RFC.
- Where required, assist clubs in obtaining long term agreements in order to provide security of tenure.
- Continue to develop strong relationships between rugby clubs and schools through curricular and extracurricular programmes in order to increase levels of mini and junior participation.
- Assist Ludlow RFC in installation of floodlights and access of Linney Park.
- Monitor sites located on flood zones and carry out relevant improvements when required.
- Improve ancillary facilities where this is a clear need to do so.
- Ensure in the relocation/mitigation of Greenfields Sports Ground if the site is developed for housing.
- Assist club in the creation/access of additional provision, where required, to alleviate overplay.
- Secure access to pitches to alleviate overplay at Clee Hill Rugby Club, Oswestry Rugby Club and Shrewsbury Rugby Club.
- Explore options for temporary alternative provision for those clubs located in flood zones during periods of flooding.
- Explore the feasibility of securing access to educational sites to reduce current and future levels of overplay and improve pitch quality where applicable.

#### ***Hockey***

- As a priority, refurbish the pitches at Roman Road Sports Centre, Whitchurch Sports & Leisure Centre and Bridgnorth Endowed School.
- Protect all existing full size hockey suitable AGPs for hockey use.
- Ensure a sinking fund is in place for long-term sustainability of all current and new pitches
- Explore the potential of returning Market Drayton HC demand back into Shropshire if suitable provision can be created.
- Explore creating regular secured access to provision at RAF Shawbury and RAF Cosford School of Physical Training.
- Ensure that future demand from new England Hockey initiative, Hockey Heroes (aimed at growing participation for under 10s) can be accommodated.
- When the 3G pitch stock increases, encourage the transfer of football demand from the sand-based AGPs in order to free up increased capacity for hockey activity.
- Ensure discussions take place between the Council, EH, Shropshire FA and FF before any new 3G or hockey suitable provision is created to ensure stock sustainability.
- Improve ancillary facilities where this is a clear need to do so.
- Where required, assist clubs in obtaining long term agreements in order to provide security of tenure.

# SHROPSHIRE COUNCIL

## PLAYING PITCH & SPORTS STRATEGY EXECUTIVE SUMMARY

---

- When refurbishing/creating provision considered the feasibility of installing a Gen 2 surface.

### **Bowls**

- Retain existing quantity of greens.
- Improve poor and standard quality greens through enhanced maintenance regimes.
- Assist clubs, where possible, with any future ancillary provision improvements
- Support clubs with plans to increase membership so that growth can be maximised.
- Monitor sites located on flood zones and carry out relevant improvements when required.

### **Tennis**

- Retain and sustain quality of club courts for competitive play through implementation of appropriate maintenance regimes.
- Support clubs which have aspirations for courts and ancillary facility improvements.
- Improve quality of key local authority courts and accompanying ancillary provision, first and foremost focusing on sites that best accommodate informal play.
- Explore implementation of ClubSpark, Rally and Gate Access schemes at appropriate sites to enhance available provision for informal tennis.
- Consider the feasibility of operating LTA programmes such as Tennis for Kids, Tennis for Free and Great British Tennis Weekend to attract new players to the sport.
- When refurbishing/creating provision considered the feasibility of installing a Gen 2 surface.
- Monitor sites located on flood zones and carry out relevant improvements when required.

### **Netball**

- Protect quantity of courts.
- When refurbishing/creating provision considered the feasibility of installing a Gen 2 surface.
- Seek to improve poor quality courts quality through resurfacing or improved maintenance.
- Look to continue and expand the use of courts for England Netball initiatives such as Back to Netball and Walking Netball.
- Facilitate improved engagement between England Netball and schools.

### **Delivering the Strategy**

The PPOSS seeks to provide guidance for maintenance/management decisions and investment made across Shropshire. By addressing the issues identified in the Assessment Report and using the strategic framework presented in the Strategy, the current and future sporting and recreational needs of Shropshire can be satisfied.

It is important that there is regular annual monitoring and review against the actions identified in the Strategy. This monitoring should be led by the local authority and supported by all members of the steering group. As a guide, if no review and subsequent update has been carried out within three years, Sport England and the NGBs would consider the PPOSS and the information on which it is based to be out of date.

This being said please see the Assessment Report and Strategy & Action Plan for more details surrounding the delivery especially regarding the impact of COVID 19.

**Shropshire Council Equality and Social Inclusion Impact Assessment (ESIIA)**  
**Part One Screening Record 2020**

**A. Summary Sheet on Accountability and Actions**

<b>Name of proposed service change</b>
<b>Shropshire Council - Playing Pitch and Outdoor Sports Strategy for Shropshire, 2019 to 2038</b> (Version 1, September 2019 )

<b>Name of lead officer carrying out the screening</b>
Sue Finnigan Head of Culture, Leisure and Tourism

<b>Decision, review and monitoring</b>
--

Decision	Yes	No
Part One ESIIA Only?	yes	
Proceed to Part Two Full Report?		no

*If completion of a Part One assessment is an appropriate and proportionate action at this stage, please use the boxes below and sign off as indicated. If a Part Two report is required, please move on to full report stage.*

<b>Actions to mitigate negative impact or enhance positive impact of the service change in terms of equality and social inclusion considerations</b>
<p>The Strategy sets out to have a positive impact across the Protected Characteristic groupings, particularly the groupings for Age, Gender and Disability, with regard to all ages and with regard to seen and unseen disabilities. During the past 18 months we have sought views from sports clubs, schools and colleges, National Governing Bodies of Sport and communities on this strategy.</p> <p>Through ongoing discussions with specific groups the Council and partners will be able to pick up on equality related matters that may be identified as gaps in the Strategy, which would assist positive outcomes for these age groups as well as for people in the Disability groupings.</p> <p>It is recognised that there will need to be ongoing efforts to engage with people in the Protected Characteristic groupings. Links may usefully also be made with specific target groups such as children and families, people with mental health problems, and people with physical disabilities, through projects and partnership initiatives already under way. Actions may then be more readily identified from evidence gathered to enhance the positive impact of the Strategy for these groupings, leading to better outcomes overall for communities in Shropshire.</p>

### **Actions to review and monitor the impact of the service change in terms of equality and social inclusion considerations**

A five year action plan will be developed once the Strategy has been published, The Action Plan will be reviewed, with stakeholders, on an annual basis. Key performance indicators will be reported and a progress report published on the Shropshire Council website and shared with Councillors through the Councillors Bulletin.

The Playing Pitch & Outdoor Sports Strategy covers the period of 2019 – 2038, however, the Council has detailed plans to update the document in cohesion with any future refresh of its Local Plan Review (every five years). Please note the timeframe of when the Local Plan Review is updated may be prior to five years which would result in an earlier refresh of the PPOSS.

*The Strategy will also need to be read in tandem with the Indoor Leisure Facilities Strategy, currently in draft form, once this has been through consultation and approved. This is anticipated to be early in 2021.*

We will liaise with the elected members of the Council as community leaders and with all communities to seek feedback on an ongoing basis about impacts for people in Protected Characteristic groupings and for those at risk of social exclusion.

The Council will continue to look at best practice elsewhere, encourage comments and ideas from local residents and actively encourage the participation of local community groups in the development of alternative approaches for delivering both indoor and outdoor leisure facilities, in ways that will seek to maximise involvement of communities across the county.

The Council will similarly look to continue to share knowledge and good practice across borders with neighbouring authorities, recognising that catchment areas for sporting activity vary, with facilities in Shropshire used by people from other areas and vice versa.

It is also recognised that there will be ongoing implications for safe access to and delivery of sporting activities as a result on the Covid-19 pandemic. The Council will need to remain abreast of latest Government guidance in this regard, and of the need to utilise this in ensuring equality of opportunity across Protected Characteristic groupings, and vulnerable communities within these groupings.

### **Associated ESIIAs**

*Relevant ESIIAs are the service area screening ESIIAs carried out in relation to Libraries, to Museums, and to the Great Outdoors Strategy, and the ESIIA in relation to the Local plan Partial Review, given estates and asset management and land use considerations.*

*An ESIIA has also been carried out for the draft indoors Leisure Facilities Strategy, which is out for consultation as of 5<sup>th</sup> October 2020, and for which a follow up screening ESIIA will be conducted at the end of the consultation process.*

### **Actions to mitigate negative impact, enhance positive impact, and review and monitor overall impacts in terms of any other considerations. This includes climate change and health and well being considerations**

From a health and well being angle, the impacts are likely to be positive for people using outdoor sports pitches.

*It is equally recognised that there has been a disadvantage across all groupings in terms of either limited or non viable access to facilities, indoor and outdoor, during and post pandemic lockdown, with associated financial*

*implications for coaching staff and for amenity providers as well as the negative health and well being impacts for would-be participants.*

Using physical activity to raise the aspirations and to support health improvements in young children and young adults is an important aim of this strategy. Requirements for high quality physical education are embedded within the National Curriculum. This strategy looks to improve the facilities where people take part in sport.


Sports Pitches will be part of a range of opportunities that increase physical activity levels, and use physical activity and sport to raise aspirations, support health improvements, tackle inequality, grow the economy, create more jobs and underpin the continued social, physical and economic regeneration of neighbourhoods.

From an economic impact angle, this strategy focusses on partnership working alongside shared services and investment based on community priorities. It will ensure that the Council's services provide value for money to the local community tax payers

From an environmental angle, there are likely to be increased emissions arising from more frequent journeys to access facilities once these are functioning again, with further possible increases as more facilities open to the public. However, this needs to be balanced against the positive health and well being impacts of participation in physical activity.

It will be more important than ever to seek to ensure that facilities are looked after in ways that will minimise negative impacts upon the physical environment, including energy efficient measures, waste disposal measures, etc.


### **Scrutiny at Part One screening stage**

<b>People involved</b>	<b>Signatures</b>	<b>Date</b>
<i>Lead officer carrying out the screening</i>		
<i>Any internal support*</i> <b>Sean McCarthy</b>		2 <sup>nd</sup> October 2020
<i>Any external support**</i> <b>Mrs Lois Dale, Rurality and Equalities Specialist</b>		7 <sup>th</sup> October 2020

*\*This refers to other officers within the service area*

*\*\*This refers either to support external to the service but within the Council, eg from the Rurality and Equalities Specialist, or support external to the Council, eg from a peer authority*

### **Sign off at Part One screening stage**

<b>Name</b>	<b>Signatures</b>	<b>Date</b>
<i>Lead officer's name</i>		
<i>Accountable officer's name</i> <b>Peter Davis</b> <b>Leisure Services Manager</b>		

*\*This may either be the Head of Service or the lead officer*

## B. Detailed Screening Assessment

### **Aims of the service change and description**

This Strategy will deliver on the broader remit of sport and physical activity, will be an ever-evolving document and will be the basis on which Shropshire Council will take forward its Sport and Physical Activity and Leisure Services with partners and stakeholders. The Strategy is about protecting, enhancing and improving our outdoor sports pitches to facilitate engagement in physical activity which also contribute to place-making and the identity of a locality.

This strategy also focusses on partnership working alongside shared services and investment based on community priorities. It will ensure that the Council's services provide value for money to the local community tax payers.

*In so doing, it will build upon actions identified within the 2010 - 2019 Strategy, with the emphasis now moving to a focus on community, Sport Club and Town and Parish Council needs and aspirations, and delivery of services in partnership. This is in the light of changing needs and service provision opportunities.*

*The new strategy is grounded in solid and robust analysis of current provision, and sets out to complement the actions proposed in the draft Indoor Leisure Facilities Strategy and the aspirations set out in the Council's Corporate Plan, as well as very much building on the Council's Place-based approach to service delivery.*

Shropshire Council's role will be to create the context that enables outdoor sports pitches to impact positively on the lives. The Council will have a facilitating and enabling role working in partnership with a range of potential providers. Above all, local communities and people will make sports pitches sustainable and successful.

The overall Vision for the strategy remains as: "Shropshire will be a county where healthier, active lifestyles are encouraged, supported and facilitated for everyone."

Objectives set out in the draft Strategy include:

- Ensure that all valuable facilities are protected for the long-term benefit of sport
- Promote a sustainable approach to the provision of playing pitches and management of sports clubs
- Ensure that there are enough facilities in the right place to meet current and projected future demand
- Ensure that all clubs have access to facilities of appropriate quality to meet current needs and longer-term aspirations.

### **Intended audiences and target groups for the service change**

The intended audience for the ***Playing Pitch and Outdoor Sports Strategy*** is everyone who lives in, works in or visits Shropshire and therefore all groupings within the community, as well as those who serve them. By this we mean the Council, town and parish councils, the wider business sector, the voluntary and community sector, the health and social care sector, and organisations and bodies involved in leisure service provision.

Outdoor sports pitches will continue to provide a "universal" offer from which no one is excluded. However, we also anticipate that the activities provided on sports pitches will support (1) the needs of both ends of the age spectrum, young and older people, and (2) people who live within communities that may be regarded as disadvantaged for a range of reasons including low income, rural location, difficulty accessing services, etc.

### **Evidence used for screening of the service change**

The Strategy will deliver against a number of key strategies:

- Shropshire Economic Growth Strategy
- Shropshire Great Outdoors Strategy
- Shropshire Leisure Facilities Strategy – draft November 2020
- Shropshire Cultural Strategy – due January 2021
- Shropshire Local Plan 2016-2038
- Shropshire Local Transport Plan
- Shropshire Place Plans
- Shrewsbury Big Town Plan
- Marches Local Enterprise Partnership Strategic Plan

Regional and National Strategies that have informed this strategy include:

- Sporting Future Strategy - A New Strategy for an Active Nation
- Sport England – Towards an Active Nation 2016 – 2021
- Public Health England Strategic Plan 2020-2025
- Public Health Outcomes Framework 2013-2016

Plus, a wide range of data and reports, which highlight key needs for leisure development nationally.

The future need for facilities and investment is clearly linked to a number of factors:

- Housing and population growth in specific areas e.g. Shrewsbury
- The age and condition of the facility itself
- The existing facility mix
- The target of carbon neutrality by 2030
- Accessibility
- Changes brought about by Covid 19 and its aftermath

*The evidence base document for the Strategy forms an appendix to the report to Cabinet*

### **Specific consultation and engagement with intended audiences and target groups for the service change**

This screening ESIIA has been undertaken ahead of the strategy being adopted on 2<sup>nd</sup> November 2020. Extensive consultation has already taken place with Schools and Colleges, Town and Parish Councils, National Governing Bodies of Sport, Shropshire Playing Fields Association and Energize the County Sports Partnership.

*Given the recognition of cross border travel to and from facilities, and opportunities for collaboration that may arise, it is recommended that the Council engage proactively with neighbouring local authorities in order to maximise such opportunities for communities to participate in outdoor sports.*

*Additionally, the research has established that there are private schools with facilities that are not at present opened up for community use, and a specific target group could be such schools, in order to identify potential usage of these and thereby add to the range of facilities that may be accessed.*

### **Initial assessment for each group**

**Please rate the impact that you perceive the service change is likely to have on a group, through inserting a tick in the relevant column. Please add any extra notes that you think might be helpful for readers.**

<b>Protected Characteristic groups and other groups in Shropshire</b>	<b>High negative impact</b> <i>Part Two ESIIA required</i>	<b>High positive impact</b> <i>Part One ESIIA required</i>	<b>Medium positive or negative impact</b> <i>Part One ESIIA required</i>	<b>Low positive or negative impact</b> <i>Part One ESIIA required</i>
<b>Age</b> (please include children, young people, people of working age, older people. Some people may belong to more than one group eg child for whom there are safeguarding concerns eg older person with disability)				Using sport and physical activity to help children and young people as well as adults to obtain a broad range of skills and capabilities to achieve and succeed
<b>Disability</b> (please include: mental health conditions and syndromes including autism; physical disabilities or impairments; learning disabilities; Multiple Sclerosis; cancer; HIV)				The strategy recommends a proactive approach to investment in the creation of “fit for purpose” sports pitches that provide accessible and inclusive spaces
<b>Gender re-assignment</b> (please include associated aspects: safety, caring responsibility, potential for bullying and harassment)				Neutral impact
<b>Marriage and Civil Partnership</b> (please include associated aspects: caring responsibility, potential for bullying and harassment)				Neutral impact anticipated
<b>Pregnancy &amp; Maternity</b> (please include associated aspects: safety, caring responsibility, potential for bullying and harassment)				Neutral impact
<b>Race</b> (please include: ethnicity, nationality, culture, language, gypsy, traveller)				Neutral impact anticipated
<b>Religion and belief</b> (please include: Buddhism, Christianity, Hinduism, Islam, Judaism, Non conformists; Rastafarianism; Sikhism, Shinto, Taoism, Zoroastrianism, and any others)				Neutral Impact
<b>Sex</b> (please include associated aspects: safety, caring responsibility, potential for bullying and harassment)				Neutral Impact
<b>Sexual Orientation</b> (please include associated aspects: safety;				Neutral impact anticipated

caring responsibility; potential for bullying and harassment)				
<b>Other: Social Inclusion</b> (please include families and friends with caring responsibilities; people with health inequalities; households in poverty; refugees and asylum seekers; rural communities; people for whom there are safeguarding concerns; people you consider to be vulnerable)				The strategy highlights that we will:  -Support positive activity programmes with local sports clubs, voluntary organisations.  -Work with partners and community groups to provide local opportunities

**Identification of likely impact of the service change in terms of other considerations including climate change and health and well being**

ADD

*There has been a disadvantage across all groupings in the community in terms of either limited or non viable access to facilities, indoor and outdoor, during and post pandemic lockdown, with associated financial implications for coaching staff and for amenity providers as well as the negative health and well being impacts for would-be participants.*

*From a health and well being angle, using physical activity to raise the aspirations and to support health improvements in young children and young adults is an important aim of this strategy. Requirements for high quality physical education are embedded within the National Curriculum. This strategy looks to improve the facilities where people take part in sport.*

Deprivation

Outdoor sports pitches will be part of a range of opportunities that increase physical activity levels, and use physical activity and sport to raise aspirations, support health improvements, tackle inequality, grow the economy, create more jobs and underpin the continued social, physical and economic regeneration of neighbourhoods.

(a) Overall deprivation

Whilst the Local Authority is one of the least deprived in England, an analysis of small-area geographies indicates that there is a more complex picture of deprivation at the local level.

(b) Health Deprivation and Disability

Shropshire is also one of the least deprived upper-tier authorities in England for Health Deprivation and Disability.

*However, there are pockets of deprivation across the county, particularly with regard to access to services, which de facto includes sporting facilities, indoor and outdoor.*

Climate change considerations include contribution through this strategy to Council efforts to achieve the target of carbon neutrality by 2030.



*Cabinet Date:*  
2<sup>nd</sup> November 2020

## **Application by Clive Parish Council for Clive Parish to be considered as a Neighbourhood Area**

**Responsible Officer** Mark Barrow, Executive Director – Places  
Email: Mark.barrow@shropshire.gov.uk Tel: 01743 258 916

---

### **1. Summary**

- 1.1 This report seeks approval for the application by Clive Parish Council for the Parish area of Clive to be considered as a Neighbourhood Area for the purposes of preparing a Neighbourhood Plan. (application attached as Appendix A, proposed area map as Appendix B).
- 1.2 Clive Parish Council made the application to Shropshire Council in June 2020 under the provisions of the Town and Country Planning Act 1990. In line with regulations Shropshire Council consulted on the proposed area for four weeks between 10<sup>th</sup> July to 7<sup>th</sup> August 2020. Six responses were received to this consultation, none of which objected to the principle of identifying the proposed Neighbourhood Area.
- 1.3 It is Shropshire Council's role to decide if the proposed Neighbourhood Area is an appropriate area for the purposes of preparing a Neighbourhood Plan. This consideration should take account of any views expressed through the consultation process as well as information from the Parish Council. The recommendation focusses solely on the extent of the area to be used in the preparation of the proposed Neighbourhood Plan. This recommendation does not deal with the proposed content of the Neighbourhood Plan, which are issues to be considered by Clive Parish Council in cooperation with Shropshire Council in due course.

### **2. Recommendations**

1. Cabinet agrees the proposed Neighbourhood Area identified on the map in Appendix 2, covering the Parish of Clive as an appropriate basis for the development of a Neighbourhood Plan and notifies Clive Parish Council accordingly.
2. Cabinet agrees that if the proposed Neighbourhood Area is approved, Clive Parish Council will be able to prepare a Neighbourhood Plan for that area, which will be subject to public consultation, examination and local referendum as set out in Neighbourhood Planning Regulations 2012 as amended. Assuming any subsequent local referendum is successful, Shropshire Council's full Council will then be asked to adopt the final version of the Neighbourhood Plan.

## REPORT

### 3 Risk Assessment and Opportunities Appraisal

- 3.1 The power to designate a Neighbourhood Area is exercisable under Section 61G of the Town and Country Planning Act 1990. Under Regulation 5(1) of The Neighbourhood Planning (General) Regulations 2012 an Area Application has to include a map that identifies the area to which the application relates and a statement to explain why the area is considered appropriate to be designated as a neighbourhood area and that the body is in fact a “relevant body” for the purposes of Section 61 G(2) of the Act. Clive Parish Council is a relevant body for the purposes of the Act.
- 3.2 The relevant material (Area Application and Area Map included as Appendix 1 and 2 to this report) was received by Shropshire Council in June 2020 and as required by regulation, was advertised on 10<sup>th</sup> July 2020 for a period of four weeks. In advertising this information comments were invited through the ‘Get Involved’ section of the Shropshire Council website and e-mails circulated to all statutory consultees, as well as to adjoining Parish and Town Council areas. Shropshire Council received six responses to this consultation, none of which objected to the principle of the proposed Neighbourhood Area.
- 3.3 In determining the application Shropshire Council must have regard to the desirability of designating the whole of the parish area as a Neighbourhood Area and the desirability of maintaining the existing boundaries of areas already designated as neighbourhood areas. In the event the designation is approved, it will be published on the Council’s website. In the event a designation is refused under Section 61G (9) of the Act reasons must be given and the decision publicised in accordance with Regulation 7 of the Regulations.
- 3.4 The designation of an appropriate area for a Neighbourhood Plan is to confirm the geographic area the Plan will cover. This does not set policies to be contained in the Neighbourhood Plan, or the thematic scope of that Plan. Indeed, the designation of a Neighbourhood Plan area does not commit the Parish or Town Council to producing or completing a Neighbourhood Plan. It is, however, a first important step in the process of preparing a Neighbourhood Plan.
- 3.5 When approved, Neighbourhood Plans form part of the statutory development plan for the area. The statutory framework covering the production of neighbourhood plans is therefore quite prescriptive and there is little risk for either Shropshire Council or Clive Parish Council in following this carefully. However, it is important that a high degree of trust and cooperation between the Councils is maintained in order to reduce any risk of the inconsistency and conflict between the Neighbourhood Plan and those other parts of the Development Plan prepared by Shropshire Council.
- 3.6 The implications of Shropshire Council’s ongoing Local Plan Review is an important and ongoing consideration. The National Planning Policy Framework (NPPF) clarifies that Neighbourhood Plans must support the delivery of the strategic policies of the Local Plan. Work on the Local Plan Review is well advanced, with the Council recently consulting on a full draft version of the Plan at Regulation 18 (closing on 30<sup>th</sup> September). It is envisaged that the Council will proceed to the formal Regulation 19 stage of consultation in late 2020, having taken account of the most recent comments to the draft Plan. Within the proposed neighbourhood area the Local Plan Review identifies Clive as a Community Hub, which includes a preferred housing guideline of 30 dwellings over the plan period (2016-2038) and a proposed residential allocation at Flemley Park Farm, the High Street for around 20 dwellings. The Council is aware there has been a significant level of interest in the Local Plan locally and this has led to a significant response to the Local Plan. As well as considering responses, the Council will continue to engage in constructive discussions between Shropshire Council and the Parish Council continue in the coming weeks and

months to define the scope of the issues the Neighbourhood Plan will seek to address and the timeframe for preparation to ensure the Neighbourhood Plan remains in general conformity with the emerging Local Plan.

- 3.7 A Neighbourhood Plan will, after passing through the relevant stages of consultation, submission, examination and the referendum, go on to become part of the statutory Development Plan for the area. By definition, the Neighbourhood Plan should be a product of the community and as such will contain policies that, whilst in general conformity with other elements of the Development Plan, should have its own distinct character. The degree of scrutiny to be applied to a Neighbourhood Plan through its examination process is dependent upon the scope of the plan, and it will continue to be particularly important for appropriate evidence to be produced to inform the Neighbourhood Plan. Statute provides that planning applications should be determined in accordance with the provisions of relevant Development Plan policies unless material considerations indicate otherwise. The weight given to the Plan thus remains to be balanced with other considerations when taken in the round by decision makers.

#### **4. Financial Implications**

- 4.1 The Localism Act and Regulations provide that the following costs would fall to Shropshire Council: delivering a supporting role particularly in the latter stages of the Plan's development; appointing an Examiner for the Plan; and conducting an Examination and holding a Referendum. Current provisions allow an application for these additional costs to be met, and a reimbursement of costs will therefore be sought from Central Government. It is considered likely the robustness of the Neighbourhood Plan Policies will be tested over time by independent Planning Inspectors on planning appeals made under Section 78 of the Planning Act. Members are advised that the liability for future appeal costs rests with Shropshire Council as Local Planning Authority and as such the usability of such plans and their impact on local decision making will need to be carefully monitored.

#### **5. Background**

- 5.1 Shropshire Council's localised planning approach supports Neighbourhood Plans being brought forward under the Localism Act and the 2012 Neighbourhood Planning Regulations, indeed the Council is legally obliged to do so. However, Shropshire Council is also committed to promoting and supporting other forms of locality planning for neighbourhoods as potentially more cost effective and sustainable alternatives to a full Neighbourhood Plan through Community-led planning, parish planning, design guides etc. It is acknowledged these other forms of locality planning do not form part of the statutory development plan, but instead can be considered as material considerations in planning decisions.
- 5.2 The Government's National Planning Policy Framework (NPPF) supports the principle of Neighbourhood Plans and their status as part of the Development Plan. The NPPF states *"Neighbourhood plans should support the delivery of strategic policies contained in local plans or spatial development strategies; and should shape and direct development that is outside of these strategic policies"*. It is also made clear that Neighbourhood Plans should not promote less development than set out in the strategic policies for the area, or undermine those strategic policies.
- 5.3 The development of a Neighbourhood Plan must be facilitated by the Town or Parish Council and will, in most cases, proceed with support and assistance from volunteers across the community.

- 5.4 In due course and as part of the Neighbourhood Plan preparation process, Shropshire Council will consider whether the Clive Neighbourhood Plan conforms to the adopted strategic policies of the Development Plan and, in agreement with the Parish Council, put it forward for independent assessment. It will be the responsibility of Shropshire Council to arrange a local referendum to assess local support for the plan proposals and subject to a successful referendum outcome, a “yes” vote, Shropshire Council will have a legal duty to ‘make’ (adopt) the Clive Neighbourhood Plan and bring it into force. This final decision to ‘make’ the plan will be a matter for full Council.

### **Consideration of Proposed Designation**

- 5.5 The Council received six responses to the recent consultation. These came from Historic England, the Coal Authority, Natural England, the Canal and River Trust, Sport England and the National Grid. None of these responses objected to the proposal. Nevertheless, information in these responses will be useful in the ongoing Neighbourhood Plan preparation. Historic England point out that the proposed area contains a varied range of designated and undesignated heritage assets. The response from National Grid confirms they have no record of any electricity apparatus in the proposed area.
- 5.6 As well as reflecting on consultation responses, Shropshire Council should also consider any other relevant issues. In doing so Council officers have had early discussions with representatives from the Parish Council, specifically to discuss the extent of the proposal and to further understand the rationale for the area proposed.
- 5.7 Having had these early discussions, it is considered the proposed area, which accords with the parish boundary, is appropriate for the purposes of preparing a Neighbourhood Plan and that the proposed Neighbourhood Plan can therefore offer the opportunity to deliver some additional value through the preparation of locally relevant planning policies to support the delivery of appropriate development, whilst continuing to be in conformity with the strategic policies of the Local Plan Review.
- 5.8 Clive Parish Council must seek to ensure the future sustainable development of the settlement by providing detailed planning policies for their area. Whilst the exact scope and remit of the Neighbourhood Plan is to be discussed, at this stage it is clear there is an understanding from Parish Council as to the general role of the Neighbourhood Plan and the type of policies it is likely to introduce. Further discussions will help to clarify this.

<b>List of Background Papers (This MUST be completed for all reports, but does not include items containing exempt or confidential information):</b>
<b>Portfolio Holder:</b>
Cllr Robert Macey, Portfolio Holder for Housing and Strategic Planning
<b>Local Member:</b>
Cllr Simon Jones
<b>Appendices:</b>
Appendix 1: Area Application
Appendix 2: Proposed Neighbourhood Area



This page is intentionally left blank



Cabinet Report

2<sup>nd</sup> November 2020

Item

Public

## **Shropshire Council Response to the Department for Transport National Pavement Parking Consultation**

**Responsible Officer    Steve Brown – Head of Transport and Environment.**  
e-mail:    Steven.brown@shropshire.gov.uk    Tel: 01743 257802

### **1.0    Summary**

- 1.1    This report collates feedback from Members and Officers in respect of the Department for Transport (DfT) National Pavement Parking consultation, and provides a recommended response for Cabinet to approve, prior to submitting Shropshire Council's response to the National Consultation. The Consultation closes on 22<sup>nd</sup> November 2020.
- 1.2    The Shropshire Association of Local Councils (SALC), has been briefed on the consultation and asked to inform their members that as Town Councils, they could respond directly to the National Consultation.
- 1.3    In accordance with Part 3 of the Council's Constitution, formal responses on behalf of the Council to consultation by other bodies on matters that affect the Council or have a widespread effect across the Council are the responsibility of Cabinet.
- 1.4    Shropshire Council (SC) has received requests, concerns and complaints regarding pavement parking and there is an opportunity to respond to a national consultation. It should be noted that in many rural areas there are no pavements at all, but grass verges may be impacted by parking creating an uneven surface for pedestrians.
- 1.5    The collective feedback received from officers and members received to date identifies that Option Two of the National Consultation, 'allowing legislative change to allow local authorities with Civil Parking Enforcement (CPE) powers to enforce against any unnecessary obstruction of the pavement' was the preferred option.
- 1.6    The DfT have committed to publishing a summary of responses within three months of the consultation closing.

### **2.0    Recommendations**

- 2.1    **Cabinet approve the submission of Shropshire Council's response a to the DfT National Consultation in favour of Option Two, which is: -**

***“Legislative change to allow local authorities with civil parking enforcement (CPE) powers to enforce against ‘unnecessary obstruction of the pavement...”***

**2.2 That Cabinet approve the full consultation response as per Appendix A.**

**3.0 Risk Assessment and Opportunities Appraisal.**

- 3.1 This report recommends that Shropshire Council respond to a National Consultation and supports one of the options proposed by the DfT. The response will be considered by DfT and contribute to any possible revised guidance, practice or regulations that DfT may adopt or not.
- 3.2 Local community concerns have been raised on a regular basis about the current negative impacts for vulnerable groupings that arise due to pavement parking. As well as the visible impediments for groupings such as people in wheelchairs, families with buggies, people with visual impairments and people for whom road safety can be a difficult concept to grasp, loneliness issues can also arise, with people put off from venturing out of their dwellings. With respect to equality impacts, option 2 or option 3 would both provide a higher level of positive impacts for these vulnerable groupings, including action to address loneliness issues identified by the Transport Committee as being a negative impact of current pavement parking. We can evidence concern from communities and from councillors for more to be done.
- 3.3 An Equality and Social inclusion Impact Assessment (ESIIA) is not required as part of the response to the national consultation. However, it would be good practice to undertake one once the national consultation has concluded and decisions have been made about policy direction at national level, as this will then need to be implemented at local level, with appropriate community involvement, to maximise positive outcomes. This will also be consistent with practice in other service areas, where national legislation or guidance requires policy and practice changes at local level.

**4.0 Financial Overview**

- 4.1 At present there are no identified financial implications within this report. Any possible amendment, change or new requirement brought forward from the DfT will be subject to future Cabinet Reports once any future detail or impact is understood.

**5.0 Climate Change Appraisal**

- 5.1 It should be recognised that this report is a response to a national consultation, and that DfT have committed to responding within three months, then there will undoubtedly be a further process of further consultation on the preferred option and the necessary implications of this.
- 5.2 Considering the above, there is a possible potential impact and benefit that could be achieved, once DfT have informed us of their position. The issue of

pavement parking could support climate change issues in respect of its contribution to wider climate change work. This then raises considerations such as: -

- Once the DfT have confirmed their position or approach, this could impact upon electric charging of vehicles. We are aware of this at a national and local level and that car manufacturers are moving towards increased production of electric vehicles.
- Shropshire Council is currently part of a consortium that has secured major funding from the Department of Energy, Business and Industrial Strategy (BEIS) for an innovative new project called 'Agile Streets' which will see the installation of smart charging points for electric vehicles across the Shropshire Council area. This project will focus on providing on-street charging in residential areas across Shropshire for EV drivers who do not have driveways. The Agile Streets programme focuses upon providing on-street charging for local EV drivers who do not have driveways. The council is working hard to identify the most suitable locations across the county and installations will be funded by this grant, and any future policy direction by the DfT would have to be carefully considered.
- How the above could influence and impact upon air quality, could the implication of the national consultation begin to consider alternative sustainable travel, remove reliance on car ownership and the necessary redesign of public transport? In urban areas moves such as remodelling the Park and Ride Service could contribute but thought to more rural areas should be considered.
- The council or its wider partners may wish to consider how any implications from the DfT's response could be linked with supporting other transport modes, such as Active Travel where obstructions are removed, community car clubs, supporting residents with parking permits on council car parks.
- Other initiatives could enhance and support climate change, 20's plenty / school streets, low traffic neighbourhoods could all be part of a wider agenda.

Issues relating to climate change are interwoven with the DfT consultation, and until that position is clear, then how or if the above points could be brought forward is an open question, but nonetheless should be active considerations.

## **REPORT**

### **6.0 Introduction**

- 6.1 Although the 'pavement' is defined as the 'footway' in legislation, the more commonly used term 'pavement' is used to define the part of a highway which shares its border with the carriageway ('road') on which there is a public right of way on foot. This is distinct from a 'footpath', which does not border a road.

- 6.2 Many towns and cities were not designed to accommodate today's high traffic levels; and at some locations, especially in residential areas with narrow roads and no driveways, the pavement is the only place to park without obstructing the carriageway. However, irrespective of whether pavement parking is deemed necessary, there are inherent dangers for all pedestrians; being forced onto the carriageway and into the flow of traffic. This is particularly difficult for people with sight or mobility impairments, and those with prams or buggies. While resulting damage to the pavement and verges is, uppermost, a trip hazard, maintenance and personal injury claims are also a cost to local authorities. Notwithstanding the points made there is also an aesthetic element to the public realm continued with this agenda.
- 6.3 Since 1974, parking on pavements, with certain exceptions, has been prohibited in Greater London by the Greater London Council (General Powers) Act 1974. Exemptions at specific locations can be permitted through an administrative resolution and indicated by traffic signs. A national prohibition was enacted in Scotland in November 2019 but has yet to come into force. The reverse applies elsewhere in England, where parking on pavements and verges is permitted unless specifically prohibited by a local authority (either street-by-street or zonally); the prohibition requiring a formal Traffic Regulation Order (TRO). The DfT is currently running a project looking at how the TRO legislative framework can be improved, to make TROs easier to implement, including for pavement parking.
- 6.4 To further develop its understanding of the pavement parking problem, the DfT is seeking views on:
- whether its ongoing work (Option 1), to improve the TRO process, under which local authorities can already prohibit pavement parking, is enough and proportionate to tackle pavement parking where it is a problem;
- or if not:**
- which of 2 specific options you prefer. These were identified in the department's review of the pavement parking problem and echoed by the Transport Committee; are aimed at providing better tools for local authorities.
- 6.5 These options with supportive detail are explained in Appendix B, are:
- legislative change to allow local authorities with civil parking enforcement (CPE) powers to enforce against 'unnecessary obstruction of the pavement' (Option 2),
- or:**
- legislative change to introduce a London-style pavement parking prohibition throughout England (Option 3).
- or**

- any alternative proposals you may have for managing pavement parking.

## **7.0 The options presented by DfT.**

### **7.1 Option 1: Whether DfT's ongoing work to improve the Traffic Regulation Order (TRO) process, under which local authorities can already prohibit pavement parking, is enough and proportionate to tackle pavement parking where it is a problem; or if not which of 2 specific options you prefer:**

7.2 It is considered that that it is not a practical or cost-effective option to pursue. Pavement parking can pose a significant issue to pedestrians anywhere, at any time. It could be unreasonable to expect a TRO to be implemented in every location where this might be a problem (as discussed below, defining a problem would be difficult) and there are wider considerations about the visual impact of any TROs and effectively urbanising parts of the county. It is also not desirable to clutter the county with the additional necessary lines and signs which would be required to enforce any TRO.

7.3 TRO's are time-consuming to implement due to the process of drafting, receiving any comments or objections and resolving those with the necessary engagement required. This approach across Shropshire would be a large administrative burden to consistently manage and meet customer expectations. There would therefore be a cost and staff resource issue associated with this approach which is unlikely to be met through any initial increase in penalty income.

### **7.4 Option 2: legislative change to allow local authorities with civil parking enforcement (CPE) powers to enforce against 'unnecessary obstruction of the pavement'**

7.5 Currently, an obstruction of the highway can only be enforced by the Police, as a criminal matter. DfT would therefore be required to amend necessary regulations for obstruction on the pavement to be treated and dealt with as a civil matter by the Local Authority. This option would enable Local Authorities to issue PCN notices *without* resorting to allowing pavement parking to be implemented as proposed in Option 1 and 3 and the subsequent requirement to assess, identify, consult and introduce approved pavement parking areas which would be identified by requisite signs and lines and future maintenance costs.

7.6 With the potential for increased enforcement this could provide a consistent and clear understanding of the contravention. As ever there will always be issues of interpretation of obstruction. How an obstruction is defined and interpreted for implementation on the ground would have to be carefully considered to prevent challenges against any issued PCN. Without such clarity the council could potentially become the arbiter between those understandably wanting clear pavements for accessibility and those who live in narrow streets who have no choice than to park on the footway near their

homes or to receive deliveries and still allow the free flow of traffic on a case by case basis potentially leading to a further lack of clarity.

- 7.7 Therefore, whilst redefining responsibilities for enforcement could be welcomed in offering a joined-up approach to the end-user, necessary guidance providing clarification on definitions and enforcement protocols should be included within any new powers transferred to the local authority so that everyone can be clear on what constitutes a contravention. It is recommended that a request for such guidance is included within our response to the consultation if this option were to be selected by government.

**7.8 Option 3: legislative change to introduce a London-style pavement parking prohibition throughout England**

- 7.9 This option would make pavement parking a contravention by default, so it would be in the gift of the local authority where to allow pavement parking, this would require the necessary exemptions and introduction of additional signs and lines to demonstrate where pavement parking is permitted, with encroachment of the footway beyond the marked area deemed to be a contravention.
- 7.10 Whilst this approach may work effectively in a city/urban setting and would align with the council's wider aspirations for active travel, healthy streets and low traffic neighbourhoods, there is concern by many authorities across the country whether a similar approach would transpose into a county area based upon Market Towns with a consideration towards tourism, hospitality and visitor economy.
- 7.11 With people currently working from home and this seemingly probable for many into the long term, the issue of cars being stationary and suitable parking spaces being available could be an issue as there is no longer the daily turn-over of spaces. This may increase demand for road side parking which may only be able to be met by allowing pavement parking.
- 7.12 Many London authorities strengthen the footway, where pavement parking is allowed, to prevent the risk of damage to the footway, and any utility services running underneath, to prevent tripping hazards. This significantly increases the cost of applying pavement parking. The Council could take a similar approach or recognise that there may be additional maintenance costs associated with broken kerbs and footways from an endorsed pavement parking solution.
- 7.13 There is an issue in some towns with historical streetscape where the available pavement and road widths makes pavement parking impossible whilst still allowing full width accessibility and may displace large numbers of vehicles unless pavement parking allowed. The materials required to strengthen the footway and the additional signing and lining required to allow it may also be incongruous within conservation areas.

- 7.14 It's possible there may be unintended consequences with displaced parking and some disruption to some users where no nearby on-street parking is available. There may also be locations where on-street parking, off the kerb could cause obstruction to passing traffic. There is no direct evidence to support this, however in recognising the historical layout of our key towns it equally can't be confirmed with any certainty this wouldn't be the case.
- 7.15 Shropshire would be required to decide where pavement parking was required or necessary which would require assessment and local engagement, and then the necessary infrastructure of signs and road markings to denote where pavement parking is allowed. There is likely to be significant demand for such reviews from customers and as such would require a significant initial revenue cost to fund this work, with on-going maintenance costs needing to be available to ensure that the areas remain enforceable.
- 7.16 The necessary preparation for this work to determine where pavement parking was and wasn't allowed, would be a significant direct cost, one comparable local authority has estimated implementation costs of £670,000 and then the indirect, and opportunity costs of officer time.
- 7.17 There however would be a consistent message "You must not park on pavements, unless signs permit."
- 7.18 Whilst it is recognised that this is a clear framework for enforcement, option three appears to present several issues in respect of visual impact, impact upon our town's local economies and potential maintenance issues. It also potentially removes the flexibility from the authority to manage issues where narrow streets and footways may conflict with full accessibility but where there is currently a happy balance between these competing needs.
- 7.19 It is therefore not felt that Option 3 would be suited to a rural and historic county such as Shropshire

## **8.0 Civil Parking Enforcement**

- 8.1 Part 6 of the Traffic Management Act (TMA) allows most types of parking contraventions to be enforced by local authorities as a civil matter, instead of as a criminal matter by the police. Local authorities are not forced to do so, but they may choose to take on these CPE powers by applying to the Secretary of State for the power to enforce parking restrictions within geographical local areas. As the parking offences are no longer criminal in such areas:
- enforcement ceases to be the responsibility of the police and becomes the responsibility of the local authority via the existing Civil Enforcement Team.

- Shropshire Council existing Civil Enforcement Officers (CEOs) instead of 'traffic wardens' place Penalty Charge Notices (PCNs) on offending vehicles
- the penalty charges are civil debts, due to the local authority and enforceable through a streamlined version of the normal civil debt recovery processes
- motorists wishing to contest the validity of a PCN may make representations to the local authority. If rejected, they may then appeal to independent adjudicators, whose decision is final (meaning there is no right of further appeal through the courts)
- the local authority retains the proceeds from the penalty charges, which are used to finance the enforcement and adjudication systems. Any surpluses must be used for prescribed purposes only.

8.2 Shropshire Council has adopted these powers already and so would be able to enforce pavement parking.

## **9.0 Unnecessary Obstruction of the Highway**

9.1 The offence of unnecessary obstruction of the highway, which includes the road as well as the pavement, already exists and has not been decriminalised. There are existing statutes and regulations which allow proceedings to be brought by the police under criminal law for situations where parking on the pavement, in such a way as to cause obstruction, is deemed to be avoidable. These include:

- section 137 of the Highways Act 1980, as amended; for wilfully obstructing the free passage along a highway (currently a criminal offence).
- regulation 103 of the Road Vehicles (Construction and Use) Regulations 1986 as amended; for causing or permitting a motor vehicle or trailer to stand on a road so as to cause any unnecessary obstruction of the road.

9.2 Local authorities are currently unable to enforce against obstruction using their civil parking enforcement power.

## **10.0 Revenue Raised from Parking Enforcement**

10.1 Parking schemes should be self-financing, and the law does not allow local authorities to use parking enforcement schemes for raising revenue. Section 55 of the Road Traffic Regulation Act 1984 (RTRA) requires that any surplus made on parking enforcement operations is directed towards the costs, incurred by the local authority, of other schemes to improve local transport and environment, including:

- local public transport schemes
- highway or road improvement projects
- improvement measures to reduce environmental pollution

10.2 Appendix A provides further details of the DFT consultation with the key points for each of the options.

## **11.0 Response to consultation**

11.1 All Shropshire Councillors were emailed and asked for their views on this issue, and those responses have been collated, as have the views of key staff from Highways and Transport, Public Protection. Discussions with appropriate Portfolio Holders and Senior officers have concluded that option 2 is the most appropriate Shropshire option. This is due to option 2 being the most cost-effective measure to implement in respect of cost, officer time and public messaging and summarised below. The consultation response is set out in Appendix A, and answers the prescribed questions from the DFT.

- It does not require significant assessment, engagement, installation and maintenance of additional signs and lines and the necessary costs of this work, which have been identified to be significant. One local authority has estimated a cost of circa £670,000
- Pursuing the TRO route as described in this consultation is time consuming, requires significant administrative support, responses to any objections or comments derived from the TRO process with direct cost and redirection of officer time. Then, the necessary signs and lines would be required, which in turn would increase future maintenance costs, as well as raising concerns of additional street clutter.
- The layout of our market towns in respect of street scope / narrow footways and their historic materials, could detract from our visitor, hospitality and tourism-based economy if by exception parking on pavements was allowed.
- There could be the unintended consequences of displaced parking, if pavement parking was chosen, and this may lead to local community concern.
- Resources are not required to undertake assessments to enable required TRO's to be drafted and implemented.
- If the option of pavement parking was chosen, the issues of mobility, people with prams and those with sight loss could be problematic.
- Pavement parking would undoubtedly increase future maintenance costs for repair of surfaces, kerbs, refreshing lines and signs etc.
- It does have to be stated that for option 2, would require further guidance from government to provide a clear definition of obstruction to enable authorities to enforce without a significant number of challenges.

- 11.2 Other issues that were raised from Members, that will be fed into the consultation response is:
- How will domestic electric charging points for vehicles where owners do not have a drive or parking space be considered, how will they be satisfied within a policy or will we end up with mixed messages?
  - We cannot set number of fines and now the cost of enforcing is often not covered by the fine, we need to be able to set these fines locally as part of the process.
  - Perhaps a far more holistic approach with how we negotiate and approve developments. For example, specifying enough parking provision or cycle paths or foot paths future planning and government should be advised as such.
- 11.3 An analysis of complaints, comments as logged via the Insight and Intelligence Team over the last two years, 1<sup>st</sup> October 2018 to 30<sup>th</sup> September 2020 has identified:
- 15 formal customer complaints / comments raised on this issue
  - This generated 6 formal investigations from a complaint perspective into the issues raised.
- 11.4 It is safe to assume that there are potentially many unreported concerns or comments relating to this issue.

## 12.0 Conclusion

- 12.1 The National Consultation provides an opportunity for Shropshire Council to respond to the DfT call for evidence and response.
- 12.2 Shropshire aware of an underlying community concern relating to pavement parking by Member and the wider community, and hence the opportunity to formally respond should be taken by this Council.
- 12.3 Option 2 of the consultation best meets the needs of Shropshire.

<b>List of Background Papers (This MUST be completed for all reports, but does not include items containing exempt or confidential information) - None</b>
--

<b>Cabinet Member (Portfolio Holders): Steve Davenport – Highways and Transport / Gwilym Butler - Communities</b>
---

<b>Appendices: Appendix A - response to the DfT consultation based upon prescribed responses. Appendix B - Extract from the wider DfT parking consultation</b>
--



This page is intentionally left blank

# Draft Consultation response.

## Introductory Questions

### Question 1

For contact purposes only:

- Steve Brown
- Steven.Brown@shropshire.gov.uk

### Question 2

Are you responding as:

- an individual?
- on behalf of an organisation?

As Shropshire Council

## Questions for individuals

### Question 3

Do you think vehicles being parked on the pavement is a problem in your area?

- Yes
- No

- Don't know

#### Question 4

Pavement parking causes you problems because:

- you have a sight impairment
- you have a mobility impairment
- you use a buggy or pram to transport children
- another issue

#### Question 5

Would you leave home more often if there was no pavement parking?

- Yes
- No

## Questions for all respondents

#### Question 6

Do you think vehicles parked on the pavement is a problem in your area?

- Yes – this has been raised as an ongoing issue in some of our towns and is the source of concern and complaint. An analysis of complaints, comments as logged via the Insight and Intelligence Team over the last two years, 1st October 2018 to 30th September 2020 has identified:
  - 15 formal customer complaints / comments raised on this issue
  - This generated 6 formal investigations from a complaint perspective into the issues raised.
  - Lack of ability to enforce via Police and no powers as CEO's is a cause of frustration.
- No

- Don't know

#### Question 7

Do you prefer:

- option 1?
  - option 2? Shropshire Council prefers option 2 with the current information available at this stage
  - option 3?
  - an alternative option? (please describe it)
- Shropshire Council

#### **Option 2 - to allow local authorities with CPE powers to enforce against 'Unnecessary obstruction of the pavement'**

#### Question 8

How would you define an 'unnecessary obstruction of the pavement'?

As issued in the DFT guidance, this is an issue that could be open to legal challenge, citing the exact example in the guidance, currently we feel further discussion, guidance and consultation to further refine and define this issue is required to provide clarity to our enforcement teams and public messaging, but also to prevent legal challenges being raised. Key would be a clear public message, however across town, rural and sparsely populated areas this would be a challenge.

#### Question 9

Do you think a warning notice should be given for first-time offences of causing an unnecessary obstruction by parking on the pavement?

- Yes – Yes, it is felt that this is an appropriate measure in any enforcement protocol.
- No
- Don't know

## Question 10

What do you think are the advantages and disadvantages associated with Option 2?

There are advantages in respect of not pursuing options 1 & 3 TRO`s and the necessary administration requirements to support this and or necessary signs and lines that would be required. The cost of implementing other options could be significant in respect of identifying or even creating new places to park and the allocation of them.

Hence option 2 is straight forward, however how “unnecessary obstruction” is defined and implemented operationally could leave to legal challenge for a local authority and significant work to develop and understand this will be required pre -implementation, and this issue could be problematic.

This option would enable Local Authorities to issue PCN notices without resorting to allowing pavement parking to be implemented. Guidance for DfT would be required but this approach would remove the need to undertake assessments and audits of where or issues where a TRO or Pavement parking would be appropriate and would “save” significant amounts of back office administrative work. Further issues such as signage and road markings would not be required to denote where pavement parking would or would not be applicable.

That said, the ability to be provided with these powers would require the necessary clarity on guidance for obstruction, procedures, development, staff training and process development to allow any enforcement to be undertaken but would allow this council to implement this option if supported by the DFT.

Then, would there be any additional revenue support from DFT to allow for the costs of increased staff even for a temporary basis, training, process development, public information.

Other options with a pavement prohibition, potentially could limit available parking especially in local events or markets, alternatively a prohibition may prevent overspill parking for the same events.

### Option 3 - England-wide pavement parking prohibition

#### Question 11

Do you think a national prohibition should apply?

- on no roads (since you are against the proposal)? – Shropshire Council would prefer on no roads mainly due to the issue of then the cost of implementation any identified parking and the necessary assessments and costs of implementing signs and lines and the necessary amendments for this to be implemented.
- on all public roads within the country?
- only on roads with speed limits up to 40mph (this includes roads in villages, towns and cities); or
- in an alternative way of your description? (please describe)

#### Question 12

Should a national **prohibition apply to?**

- **pavements only? –.**
- **pavements and verges?** Pavement and verges if applied and the issue of people working now more from home perhaps is a key factor to consider? if not applied to verges then the cost of repair and maintenance would be significant for verge reinstatement and the visual appearance of an area.

#### Question 13

What are your views on the impact this would have on the built and historic environment?

There could be significant issues in respect of maintenance of pavements where cars can be parked. There would be a significant cost in assessing and identifying areas to allow pavement parking and with the necessary local consultation. There would be future costs of installation of signs and lines and the necessary initial cost and ongoing future maintenance costs, plus identification of locations to provide additional parking and if any criteria apply.

For a county authority based upon market towns with a significant tourism, historical and visitor-based economy then this could detract,

issues have already been raised about maintenance and in some of our heritage zones and villages additional signs and lines could detract from the overall presentation of the village or town.

It would also be the case that any parking prohibition would remove cars from pavements, improve the aesthetics of any location.

#### Question 14

What do you think are or the advantages and disadvantages of Option 3?

- for rural areas including villages?
- for suburban areas?
- for town and city centres?
- overall?

The advantages of opting 3 are that there is a clear rule and the position is clear, and signs and markings would demonstrate where parking is allowed. Parking on some pavements assist with traffic flow, and it is recognised that some groups pavement parking causes difficulties.

This option would ensure clear enforcement due to segregated parking, with its necessary signs and lines.

This option would provide a clear message and ease of communication.

The disadvantages are in the significant cost of managing and accessing where pavement parking and the staff time to undertake this work, what type could be allowed, and how existing parked vehicles could park – displacement.

Especially in our fewer urban areas, where the redirection of cars to allowable pavement parking will cause an increased in signs in communities and new provision may have to be created.

The geographical basis of our towns could be an issue, often based on historical town layouts, with narrow roads, and or narrow footpaths or none, then issues of displacement parking could be problematic.

Further during events or festivals in our local towns, if pavement parking was fixed then the ability to allow fluctuations in parking to fixed parking points could be problematic.

Additional signs in heritage sensitive, areas such as historical towns or villages and impact upon the local aesthetic of the town.

### Question 15

Do you believe Option 2 or Option 3 would have an impact on the environment?

#### Option 2

- Yes – No
- No
- Don't know

#### Option 3

- Yes -Yes
- No
- Don't know

If answering "Yes" to an option, please explain the impact you think will occur and whether it is positive or negative.

As stated, there would be a requirement for additional signs and lines to denote payment parking areas, with people working from home of significant amounts of time and that vehicles could be static in certain areas this could change the "feel" or aesthetic of a local area.

In certain areas, it may be the case that additional parking provision is required to be constructed.

Additional approved pavement parking may raise issues of location of electric charging points in future development.

Further, there may be an issue of local front gardens been converted into hard standing parking, impacting on water run-off.

## Question 16

For both options 2 and 3, we propose exceptions for those vehicles listed in Annex B. (The final listed exception applies to option 3 only.)

- What, if any, other additional vehicles or services would you like to exempt and why?

Shropshire Council agrees with those vehicles listed in Appendix B as per below

The legislation for both London and Scotland also includes exceptions to the prohibition for certain vehicles including, for example, breakdown or emergency service vehicles; highway maintenance vehicles; utility maintenance vehicles; or where it can be proved that a vehicle had been used for loading and unloading goods (for up to 20 minutes, or longer if the authority permits it).

However, while it is considered necessary to include exemptions for emergencies, and to maintain free-flowing traffic and sustainability for delivery firms. It should be noted that the DFT do not propose to exempt Blue Badge holders, or any businesses not concerned with deliveries. The aim of the policy is to keep the pavement free of obstruction as far as possible, and we believe that other exemptions would defeat this objective.

## Questions on the equality duty

### Question 17

In respect of people who share any of the following protected characteristics:

- age
- disability
- gender reassignment
- pregnancy and maternity
- race
- religion/belief
- sex
- sexual orientation

Please describe any negative impacts that the options in this document might have on these objectives:

- eliminating discrimination
- advancing equality of opportunity
- fostering good relations

Please clearly identify the specific consultation option, the protected characteristic affected, which objective is affected and the nature of any negative impact.

None identified in relation to the consultation option.

## **Final comments for all respondents**

Question 18

Do you have any other comments?

## **Questions for organisations (other than local authorities)**

Question 19

Your organisation's name is? –Question 20

Is your organisation a commercial business? -

- Yes
- No

#### Question 21

Does your organisation routinely make deliveries as part of its business?

- Yes
- No -

#### Question 22

Do you agree that 20 minutes of pavement parking would be adequate for a delivery?

- Yes
- No

If you answered “No”, why not?

#### Question 23

If you answered “No”, of all the daily deliveries that you may make, what percentage do you think will take longer than 20 minutes each to be completed?

#### Question 24

In your opinion, what types of delivery that you make would require greater than 20 minutes?

## Questions for local authorities

#### Question 25

Are you representing a council?

- Yes - **YES**
- No

#### Question 26

Has your authority introduced a TRO, or TROs, to implement pavement parking restrictions?

- Yes
- Don't know
- No - **NO**

If you answered 'No', why not?

The use of TRO`s to support / prevent parking has not been pursued, the use of residential parking passes for on street or off-street parking has been the predominate tool utilised.

If you answered 'Yes': \* How many has your authority introduced in each of the last 10 years? \* Typically, how long does a TRO take for you to put into place (in weeks)? \* What was the average monetary cost (to the nearest £) of introducing a single TRO? (please breakdown costs e.g. administration, legal, advertising, traffic sign purchase / installation & road marking creation).

#### Question 27

Could you please provide where possible, for each of the 5 years 2015-2019, figures or estimates (please specify which) for your local authority:

- the number of injury claims made to your local authority
- the number of injury claims made due to pavement parking
- the number of injuries claims for which compensation was paid
- the number of injury claims made due to pavement parking for which compensation was paid
- the total compensation paid for injury claims
- the total compensation paid due to pavement parking

Both data sets are actual figures and not estimates.

**Injury Claims**

Year	Number	Number paid	Compensation
2015	61	8	£94,601.92
2016	67	2	£11,249.25
2017	62	2	£13,665.00
2018	53	10	£76,592.89
2019	63	4	£8,485.62

**Pavement Parking Injury Claims**

Year	Number	Number paid	Compensation
2015	0	0	0
2016	0	0	0
2017	0	0	0
2018	0	0	0
2019	0	0	0

**Question 28**

What was the:

- total spend on pavement repairs for each of the 5 years 2015 to 2019?
- the percentage of this total spend due to pavement parking: for each of the 5 years 2015 to 2019? This figure is not available as footpath maintenance is undertaken.

This figure is not available as footpath maintenance is undertaken.

Year	Value
2015	£709,199.78*
2016	£474,262.72*
2017	£995,198.40*
2018	£404,552.63*
2019	£75,788.05
<b>Grand Total</b>	<b>£2,659,001.58</b>
	<b>*footpath schemes included as part of larger project.</b>

## Option 2

### Question 29

If your council has civil enforcement powers and was permitted to enforce the offence of 'unnecessary obstruction', would your council elect to do this?

- Yes, Contingent in respect of gaining further guidance, on this issue clarification or detail. For the reasons previous specified.
- No
- Don't know –Question 30

If you answered "Yes" or "Don't know", what number of staff, in your authority, would need to learn the new enforcement guidance? – approx. 20 / 25 staff

### Question 31

Can you foresee any additional, unfunded costs outside of the normal issuing and processing of PCNs?

- Yes
- No
- Don't know

With option 2, if there isn't clarity on definition or clear guidance on unnecessary obstruction, then legal challenges could apply, utilising the example in the consultation document provides a clear example of this.

#### Question 32

What are these costs (list the individual costs and the total average expenditure based on a per annum basis)?

Aside from direct costs of staff training, development, procedures, and potentially new additional staff to undertake the initial assessments and or Enforcement. Any challenges to Penalty Notices could impact upon "back office staff", Legal colleagues. Presently these costs, although likely cant be determined with any certainty.

#### **Option 3**

#### Question 33

In your authority area, estimate based on your total road network, on how much road is pavement parking necessary to ensure free-flowing traffic is maintained? Give the amount:

- in kilometres
  - as a percentage of the total road length
- this calculation would have to undertake, and at present this information cannot be provided.

#### Question 34

What do you expect an assessment of your road network, to identify exemptions, to cost overall and how do the costs break down individually (£)?

this calculation would have to undertake, and at present this information cannot be provided.

#### Question 35

Would your authority need to provide more parking provision to implement option 3?

- Yes – Yes this would be required to facilitate any displaced parking
- No
- Don't know

Please provide any relevant evidence to support this view.

#### Question 36

Please provide an estimate of the cost of implementing exemptions in your area, including:

- staff costs to undertake assessments and consultation
- training costs for staff
- process development and legal support
- Public communications
- traffic signing costs
- bay marking costs
- any new constructed parking provision
- Legal or order costs
- removal of traffic signing for previously implemented TROs restricting pavement parking in your area

An estimate of cost could be £400,000 est.

#### Question 37

Can you foresee any additional, unfunded costs beyond the normal costs of issuing and processing PCNs?

- Yes- Yes this could be a requirement of additional CET staff to enforce and additional Traffic staff to undertake the necessary assessments and local consultation.
- No –
- Don't know

#### Question 38

Give an explanation and breakdown of the number of additional:

- staff for your local authority? 6 fte equivalent - estimate
- salary costs for your local authority? Circa £200k p.a - estimate
- hiring costs for your local authority? N/a
- training costs for your local authority? 10K p.a – estimate

#### Question 39

What additional staff roles do you envisage? Certainty additional CET / and Traffic staff to undertake any additional enforcement and or initial easements and traffic order administration work.

#### Question 40

Do you expect any other, non-staff, costs to arise from a national pavement parking prohibition?

- Yes- possible additional work for other staff such as customer services and administration staff, to support and respond to enquiries, in effect a loss of opportunity cost.
- No
- Don't know-

#### Question 41

What are these costs (list the individual costs and the total average expenditure based on a per annum basis)?

Unsure at this stage.

#### Question 42

What potential benefits, if any, do you think there will be for your authority from a national pavement parking prohibition (such as existing costs being reduced)? Provide any monetary benefit where possible.

Benefits could be clarity of enforcement with designated and clear areas for parking, this would then allow for cars to be removed from pavements and free up the area in respect of access, exercise,

aesthetics. Where frequent pavement parking currently exists, this would reduce future maintenance costs.

#### Question 43

The government is looking to local authorities to introduce more cycle facilities to encourage active travel. Do you think this will cause issues for a national pavement parking prohibition?

- Yes
- No
- Don't know?

This would need to be considered, as any pavement prohibition in some areas would remove cars from pavements and then require alternative parking for those cars, in most of our towns where road widths are insufficient due to their historical nature, then how protected cycle lanes or perhaps the opportunity to implement is severely limited.

If you answered "Yes", please describe the issues.

## Final comments

#### Question 44

Do you have any other comments?

There is an issue in allow fines or PCN`s to be set based on recovering costs for issuing, and further discussion should be allowed to consider some of the differential costs of issuing PCN`s in a rural geographical large county with that of a more compact metropolitan local authority.

Also linking future national and local housing development in respect of ensuring enough parking (drives or communal parking) on new developments, especially with households on average having more cars than in previous generations and in response to COVID 19 people now more frequently working from home and perhaps cars more stationary in residential areas that was once the case.

Also, to reiterate that there should be further we cannot set number of fines and now the cost of enforcing is often not covered by the fine, we need to be able to set these fines locally as part of the process.

Further debate and guidance are required on defining guidance on unnecessary obstruction to local authorities to allow this to be implemented.

Consideration to how electric charging points and the need for charging of such vehicles will be managed following this consultation, where other government grants have been awarded to roll out electric charging provision in the county.

How Active Travel would be impacted if a national parking prohibition was implemented would require additional thought. Also, currently staff and management are dealing with the issues of COVID 19, social distancing and support for schools in social distancing so any immediate implementation could be problematic now.

DFT would need to provide some revenue support in respect of additional staff, and assessments if it chose to pursue a national prohibition on payment parking.

**END**

## **Appendix B: Extract from the DFT Consultation.**

### **Option 1: to rely on improvements to the existing TRO system**

Existing legislation allows local authorities to introduce TROs to manage traffic; the requirements of which must be conveyed to the motorist via prescribed or authorised traffic signs and road markings. Local authorities make TROs for many reasons, for example, to restrict traffic manoeuvres (one-way or banned turns) or to set speed limits. TROs also allow local authorities the freedom to decide if and how they wish to restrict or prohibit pavement parking in their local area. The combination of a TRO with the necessary traffic signs and road markings creates a pavement parking restriction, which local authorities with CPE powers can enforce against by issuing PCNs. Parking enforcement remains the responsibility of the police where a local authority does not have CPE powers.

However, because it had become clear that the process for making TROs can be time-consuming and burdensome for local authorities, the department announced in August 2019 that it would be reviewing the legislation associated with TROs. The first stage of this review involved the department developing proposals for legislative change in partnership with a broad range of stakeholders.

User research was carried out on behalf of the department into the current legal process for making TROs. This looked at ‘pain points’ experienced by those who interact with the TRO process (local authorities and applicants) and recommended changes to legislation. This review drew on the findings of the TRO Discovery report that encouraged the department to determine whether the legislation could be simplified. It made other recommendations for reform, including looking at how traditionally paper-based TRO data, which is a rich source of information, could be digitised to support the transport network of the future.

These recommendations will be subject to further consultation in 2020; and the scope of legislative change, and whether change will require primary and/or secondary legislation, will require careful consideration considering the consultation findings.

### **Option 2: to allow local authorities with CPE powers to enforce against ‘Unnecessary obstruction of the pavement’**

The offence of unnecessary obstruction of the highway, i.e. the road, verges, pavement, bridleways, and so on, already exists; although this is only enforceable by the police as a criminal matter.

Option 2 proposes to allow local authorities with CPE powers to enforce unnecessary obstruction as a civil matter, by issuing PCNs to vehicles found to be causing an ‘unnecessary obstruction of the pavement’. This would enable CEOs to address instances of unnecessarily obstructive pavement parking as and when they find it, without the need to prohibit it nationally. The guidelines contained in the [Civil Enforcement of Parking Contraventions \(Guidelines on Levels of Charges\) \(England\) Order 2007](#) provide for the higher PCN charge level of £70 for pavement parking.

We do not, at this stage, propose full decriminalisation (meaning completely removing enforcement from the police) as there may be some circumstances where a particularly dangerous obstruction of the pavement is more appropriately dealt with by the police as a criminal matter. Under this option, unnecessary obstruction of the pavement could therefore be enforced by either the police service (via fixed penalty notices (FPNs) or by local authorities (via PCNs)), although we would expect police intervention to be the exception. In the unlikely event of 2 penalties being simultaneously issued to the same vehicle, a police officer FPN would take precedence over a PCN issued by a local authority which would be required to cancel the PCN and refund any payment. Unnecessary obstruction of the highway other than the pavement would remain a police matter.

Option 2 would be achieved by splitting the 'pavement' from 'road' in regulation 103 of the Road Vehicles (Construction and Use) Regulations 1986 - which makes unnecessary obstruction of the road an offence - and adding it to the list of contraventions subject to civil enforcement in schedule 7, paragraph 4(2) of the TMA, using the powers under paragraph 5 of that schedule.

This option would also include exceptions, for example, breakdown or emergency service vehicles; highway maintenance vehicles; utility maintenance vehicles; or where it can be proved that a vehicle had been used for loading and unloading goods (for up to 20 minutes, or longer if the authority permits it). A [proposed list is at Annex B](#).

However, while it is considered necessary to include exemptions for emergencies, and to maintain free-flowing traffic and sustainability for delivery firms, we do not propose to exempt Blue Badge holders, or any businesses not concerned with deliveries. The aim of the policy is to keep the pavement free of obstruction as far as possible; and we believe that other exemptions would defeat this objective.

It is acknowledged that the concept of 'unnecessary obstruction' is inherently vague. To help mitigate this, we could recommend in guidance to local authorities that their schemes provide for the use of warning notices on the first occasion an individual vehicle is identified as causing an obstruction.

### **Some advantages**

This option would enable local authorities to issue PCNs to vehicles which are deemed to be causing an unnecessary obstruction of the pavement, without the need to prohibit pavement parking nationally.

This option would require secondary legislation and could be implemented relatively quickly. Pavement parking would not become an offence in all cases, so local authorities would not need to carry out costly and time-consuming audits of their road networks; nor would it be necessary to place traffic signs and bay markings to indicate where pavement parking would need still to be permitted. This is particularly relevant in rural areas where pavement parking is less likely to be a problem, and where placing signs to permit it would be disproportionate.

Enforcement against this offence would be more targeted than a general prohibition of pavement parking. Local authorities would be able to penalise pavement parking where the pavement has clearly been blocked unnecessarily.

## Some disadvantages

Parking offences currently subject to local authority civil enforcement are violations of clearly defined restrictions indicated by traffic signs and road markings, for example, yellow lines or white bay markings. By contrast, 'unnecessary obstruction' is more difficult to define, vulnerable to misinterpretation and would require detailed assessment in each case.

Unlike most other parking offences, there would be no traffic signs or bay markings informing motorists of local regulations: 'obstruction' is a general offence that may occur anywhere, so it cannot be indicated by traffic signs or bay markings. If this option was pursued, secondary legislation and/or guidance would be needed to clarify the definition of an 'unnecessary obstruction of the pavement' to prevent inappropriate and inconsistent enforcement.

## Defining 'Unnecessary obstruction'

'Unnecessary obstruction' does not lend itself to a simple definition that works in all circumstances. It would be almost impossible to anticipate all the possible real-world circumstances and to prescribe them in regulations. This would almost certainly result in situation overload, with a list that appears exhaustive but with unforeseen situations still being overlooked. Instead, we would propose to define the scenarios where pavement parking would, and would not, be deemed appropriate in updated statutory guidance. The benefit of this approach is that statutory guidance would be more responsive to any necessary changes, avoiding the time-consuming process of updating regulations.

However, it may still not be possible to comprehensively define what we mean by unnecessary obstruction in guidance. It may be relatively easy to define a pavement obstruction but not so easy to define when it is necessary. For example, 'Obstruction' could be determined by whether the pavement width between the vehicle and the backline of the pavement is sufficiently wide so as not to obstruct the passage of a wheelchair user or person with a pram or buggy. Leaving a minimum width of 1.5m between the parked vehicle and the back edge of the pavement could be deemed to be not causing an obstruction of the pavement. This width is derived from Section 3 of the DfT's [inclusive mobility guidance](#); it is the absolute minimum required for a wheelchair user and a person on foot to pass one another.

The more difficult question, if the space left by the vehicle was less than 1.5m and so causing an 'obstruction', is how to determine whether this was 'unnecessary'.

One approach could be to establish that a vehicle is parked unnecessarily on the pavement where it could otherwise be parked fully on the carriageway without blocking either one-way or two-way traffic (allowing that two-way traffic may have to give way to vehicles approaching in the opposite direction). However, this wouldn't work in all scenarios. It might be reasonable for traffic to give way on quiet residential roads, but it could cause significant congestion on heavily trafficked roads of the same size, so there may be a case for vehicles being on the pavement.

Furthermore, the following sequence of events could occur which might give the wrong impression of unnecessary pavement parking:

- Event 1 - Vehicle A is already parked fully on the carriageway
- Event 2 - Vehicle B arrives and parks directly opposite on the pavement so as not to block traffic
- Event 3 - Vehicle A drives off
- Event 4 - Vehicle B is left appearing to a CEO to be unnecessarily pavement parked

Another way might be to say that two-way traffic must be able to freely pass without giving way. However, this would result in pavement parking on many roads as it would mean allowing pavement parking on all roads where the carriageway is less than (say) the width of at least 4.5 vehicle widths (to allow for vehicles to park on both sides of the carriageway and two-way traffic to pass freely between them).

Thus, we begin to see that a precise definition of ‘unnecessary obstruction’ may be difficult to achieve. We may only be able to issue scenario-based guidance to local authorities, which still might not cover all situations that could arise.

### **Option 3: a national pavement parking prohibition**

Option 3 would in effect extend the existing London-wide pavement parking prohibition. This option would require changes to primary legislation to prohibit pavement parking by default, except at locations where local authorities decide to allow it. This could be done as a general default prohibition across England or defined in certain circumstances (for example urban areas), as informed by this consultation.

The existing London pavement parking prohibition allows for London councils to introduce exemptions by passing administrative resolutions (for example for narrow streets where pavement parking is essential to ensure traffic flows and to prevent vehicle displacement where there is nowhere else to park). New legislation prohibiting pavement parking in Scotland requires that the exemption of streets must be by the making of an order by the local authority in much the same way that English authorities currently make TROs. We would propose basing the regime on the London model, as recommended by the Transport Committee.

Local authorities would be expected to decide where pavement parking remained necessary and to introduce the necessary exemptions and to place traffic signs and bay markings to indicate where pavement parking is permitted. The bay could be placed completely on the pavement where there is enough width, or [‘part on / part off’ as shown in Figure 1].

The legislation for both London and Scotland also includes exceptions to the prohibition for certain vehicles including, for example, breakdown or emergency service vehicles; highway maintenance vehicles; utility maintenance vehicles; or where it can be proved that a vehicle had been used for loading and unloading goods (for up to 20 minutes, or longer if the authority permits it). Our [proposal for exceptions is at Annex B](#).

However, while it is considered necessary to include exemptions for emergencies, and to maintain free-flowing traffic and sustainability for delivery firms, we do not propose to exempt Blue Badge holders, or any businesses not concerned with deliveries. The aim of the policy is to keep the pavement free of obstruction as far as possible, and we believe that other exemptions would defeat this objective.

**Figure 1.** A residential London street with an exemption from the London-wide pavement parking prohibition. Upright traffic signs show the start and end of permitted pavement parking, and white bay markings show how much of the pavement drivers may occupy.



**Some advantages**

This option would establish a general rule against pavement parking except where there is specific permission for it. We propose this would mirror the London pavement prohibition; with exemptions in place at many locations.

Motorists would benefit from a consistent rule: 'you must not park on a pavement except where signs permit'. Traffic signs and bay markings would show drivers where pavement parking was still allowed.

Local authorities could introduce exemptions to permit pavement parking by the simpler means of administrative resolution<sup>1</sup> instead of promoting TROs to prohibit pavement parking. This is because the default position is an enforceable pavement parking prohibition whereas the exemption is a simple 'permission' that requires signing but no enforcement.

This approach would foster active management of pavement space. It would require local authorities to decide where vehicles should have priority over pedestrians and vice versa.

### **Some disadvantages**

A national pavement parking prohibition would be the most significant change to English parking law in several decades, and local authorities would need to undertake a substantial amount of work to prepare for it.

In many areas pavement parking is essential, so it is important that it should continue to be allowed where this is the case. Each local authority would need to survey their road network, identify areas where pavement parking is routine, determine where it remains necessary, pass resolutions to permit it, and place traffic signs and bay markings to inform drivers where pavement parking is still permitted.

It is likely that the introduction of a national prohibition would need a significant implementation period. This process of identifying and implementing exemptions could be time consuming and expensive. Local authorities have indicated that the scale of this task should not be underestimated. It is not known how many streets would need to be exempted from a national prohibition, nor how many streets may need to be exempted in any single town or city. One authority has estimated the cost at around £670,000. Some authorities we talked to stated that they depend on pavement parking to preserve traffic flow in terraced areas and believe they would need to exempt large residential areas from the prohibition.

Currently, pavement parking is partly self-regulating and fluctuates in response to spikes of parking demand, such as community events, local festivals, etc. By restricting pavement parking only to those areas indicated by traffic signs and bay markings, this option would fix the provision of pavement parking at a relatively static level. The local authority may authorise enough pavement parking bays for residents, but not enough to accommodate an unknown level of visitors.

A national prohibition might be inappropriate in rural areas, such as country roads where pavement parking may be safer. It would be difficult to comprehensively assess all rural settings and may be disproportionate to direct resources to place

traffic signs on quiet country roads. There is also a greater dependence on private transport in rural areas. Suburban areas may also face specific challenges.

The implementation of a national prohibition would also be particularly difficult in environmentally sensitive areas, such as historic towns and villages, where there is likely to be strong resistance to placing of traffic signs and bay markings to indicate where parking is permitted. Moreover, reducing traffic sign clutter was a key aim of the DfT's traffic signs policy review, and a major update to the regulations<sup>2</sup> governing the appearance and use of traffic signs included a number of changes to facilitate this.

London is more conducive to a pavement parking prohibition, with much lower levels of car ownership per household and higher mode shares for public transport. Elsewhere car ownership per household tends to be higher and consequently, the demand for parking is greater.

### **What will happen next?**

A summary of responses will be published within 3 months of the consultation closing. Paper copies are available on request.

END.

This page is intentionally left blank



<u>Committee</u>	<u>Item</u>
W&T SMT – 22 September 2020 Directors – 30 September 2020 Portfolio Holder briefing – TBC Health, Safety & Welfare Group - 20 October 2020 Cabinet – 2 November 2020	TBC

## ANNUAL REPORT ON HEALTH AND SAFETY PERFORMANCE FOR 2019/2020

**Responsible Officer** Carol Fox, Occupational Health, Safety & ICT Approvals Manager  
e-mail: carol.fox@shropshire.gov.uk Tel: (01743) 252814

### 1. Summary

This report reviews the health and safety performance for 2019/2020 of Shropshire Council, and identifies key priorities for 2020/2021.

The end of the year was dominated by flooding and the Covid 19 pandemic.

#### • Floods

The Health & Safety Team were involved with various aspects of the February floods, including advice and support to rest centre set-up, PPE advice and provision of a boot wash station for the duration, and some training delivery for volunteers.

#### • Covid 19

The team were involved with the council's steering group around strategy towards this virus and attended Business Continuity Groups around the issue. Guidance on infection control has been updated, and the team are supporting the procurement processes for PPE and sanitizer products. Training is available to support staff being reallocated to different roles as the situation develops. First Aid guidance has also been updated and preparation and support on premise risk assessments has been provided. Once lockdown in mid-March was introduced by the Government, many of the team worked from home.

### 2. Recommendations

#### A. The contents of the report are accepted; particularly noting:

- Good progress has been made during 2019/2020 on managing health and safety across the Council.
- Reportable employee accidents to the Health & Safety Executive (HSE) have increased and minor accidents have decreased compared to last year's figures.
- Service Areas and the Health & Safety Team work well together.
- The Council continues to maintain a good relationship with the HSE.

#### B. The Key Actions for 2020/2021 are agreed

The key actions for Shropshire Council are:

- The Health and Safety Team to work with Service Areas to produce and implement Health & Safety management systems including policies, procedures and arrangements

- Continual development of external contracts with associated Service Level Agreements (SLA) in place.
- To fulfil contractual monitoring and support to Academies and customers under Service Level Agreements
- To engage with Service Areas to ensure that health and safety compliance is in place and to review Self-Monitoring Checklist to ensure roll out to Premise and Team Managers.
- Raise awareness of workstation assessments in particular agile working brought about by Covid and which will form part of the Council's working practices going forward.
- To continue to implement the Wellbeing Plan and facilitate the three themes of Be Active, Be Mindful and Be Informed by continuing staff wellbeing events throughout the year.
- Support 'Leap into Learning' development for e-learning health and safety awareness courses across service areas.

## **REPORT**

### **3. Risk Assessment & Opportunities Appraisal**

The structure of the report is in line with best current practice for reporting on health and safety performance. The contents of the report highlights that the Council is managing risks and identifying improvements in an acceptable and proportionate manner.

#### **Progress with Action Plan for 2019/2020**

1. Positive progress has been made with the completion of the actions for Shropshire Council arising from the Action Plan for 2019/2020. Some of the key actions where progress has been made are:
  - 33 Audits were completed to implement recommendations following monitoring visits, i.e. audits, inspections, safety tours across the council.
  - To implement new and revised Health & Safety guidance and arrangements into Service Areas to ensure it is communicated to all employees. See item 28.
  - To engage and retain services across the Council and externally with associated Service Level Agreements in place

See Appendix One on page 12 for detailed information on progress with the 2019/2020 plan.

#### **Health and Safety Performance Information**

2. Detailed below is performance information regarding reactive monitoring, where incidents have occurred and proactive monitoring to show what is being done to ensure that the Council has robust systems in place to prevent injury and ill-health. Council officers continue to work closely and regularly with the HSE in respect of reactive and proactive work.
3. The Health and Safety Executive encourage employers to include reporting on health and safety performance in their annual reports as part of the drive to manage and reduce work-related injury and ill-health.

#### **Reactive Safety Performance**

##### **Accident and Violence Statistics**

4. Business World was launched in April 2019 with the online Incident Form module replacing The Council's Accident Reporting System (CARS) forms. This is used to enable a simple and consistent approach to reporting and recording of accidents within Shropshire Council and to increase the scope and use of statistical information.

5. All accident forms are sent online into the Health and Safety Team via Business World so that remedial action to prevent a reoccurrence can be monitored by a Health and Safety Officer and if necessary, advice and support can be given to implement further reasonable actions.
6. The Health and Safety Team acts as the Council's statutory reporter of accidents, which are required to be reported to the Health and Safety Executive. This ensures that accurate information is passed to the HSE and if further information is required the Health and Safety Team is the first point of contact.
7. The number of reportable incidents to the HSE for employees has increased compared to the data from 2018/2019 from 7 to 10. The number of incidents related to non-employees has decreased from 7 to 6 incidents. See Appendix Two, Chart 1.
8. The main causes of the reportable employee accidents to the HSE are Slips/Trips/Falls 7 (70%), Impact Injury 1 (10%), Manual Handling related accidents 1 (10%), Fall from height 1 (10%). See Appendix Two, Chart 2.
9. This year, Shropshire Council had 787 accidents in total, comprising 16 RIDDORS (Reporting of Injuries, Diseases and Dangerous Occurrences Regulations 2013), 512 minor accidents and 259 near-misses. The previous year's figure was 753.
10. There were 512 minor accidents reported in total (564 last year), 309 to employees (339 last year), 55 to service users (58 last year), 17 to visitors (18 last year), and 113 to pupils (138 last year). The remainder were low numbers (18) in the categories 'contractor', 'agency staff', 'trainees', 'volunteers', 'work experience' and Employed by External Client.
11. The main causes of the minor injuries to employees were violent incidents 115 (37%) This has decreased from last year (138 / 41%). 51 (17%) Slips, Trips & Falls (53 / 16% last year) and 14 (5%) relating to human error e.g. bumped head on unit, hit thumb using hammer (39 / 12%-last year) manual handling 23 (7%) and Impact 32 (10%). See Appendix Two, Chart 3.
12. Of the 37% of violent incidents to employees, the majority of these incidents were related to the challenging behaviour of service users and pupils in adults with learning disabilities service areas or Special Schools that resulted in minor injuries being sustained, i.e. bruises, bites, scratches. These areas monitor behaviour very closely and have behavioural plans in place.
13. The remaining incidents related to the behaviour of pupils in mainstream schools and incidents reported by staff working operationally in areas such as Parking Warden Services, Housing Options, Benefits, and Customer Services.
14. Management of violence and aggression training is available at differing skill levels to deal with actual and potential violence and aggression. The majority of this training is job specific and tailored to manage the challenging behaviour of pupils and service users.
15. Personal safety training is also available to raise awareness of avoiding and managing violence. A course for frontline staff is available to identified staff.
16. Manual handling training is available to staff to highlight the importance of risk assessing hazardous manual handling activities and ensuring safe systems of work are in place.
17. The Health and Safety Team will continue to review each online accident form and ensure that remedial action is put into place to prevent a reoccurrence and undertake investigations as necessary.

### Health and Safety Investigations

18. The Health and Safety Team continue to investigate and follow up accidents. The majority of these investigations were related to accidents, which were reportable under legislative requirements and were either a full investigation with recommendations or a follow up after an accident to ensure that corrective action had been put into place. The nature of the investigations included:

- Employee reportedly slipped on a small amount of stones in a tarmac main car park. The incident was not reported at the time. Fracture diagnosed later. The incident area was checked with the employee and no stones were observed.
- Employee was walking down the stairs whilst on duty at a children's residential home. They lost their balance and fell down the full flight of stairs from top to bottom, fracturing their foot. At the time employee was wearing trainers, not carrying anything and lost their footing. The risk assessment was reviewed and an inspection of the area carried out by the home.
- Employee was unloading a theatre set from a lorry - a piece of metalwork shifted, as another piece was moved, falling and hitting their leg. Packing Plan for the trailer reviewed. Cut sustained requiring stitches resulting in an absence of more than 7 days.
- There were a number of slips, trips and fall incidents in premises that the team looked at.

The Health and Safety Team were able to provide advice on additional control measures. Service Area teams have been very responsive to any recommendations put forward and have implemented remedial action.

### **Health and Safety Executive's (HSE) Involvement and Enforcement Activities**

19. During 2019/2020, the Health & Safety Team had no HSE involvement or enforcement activities.

### **Work-related Absences**

20. The Management of Health and Safety at Work Regulations requires every employer to conduct risk assessments for health and safety hazards, including work-related stress. The HSE have developed Stress Management Standards to represent a set of conditions that reflect high levels of health, wellbeing and organisational performance. The Standards can be used to identify any gaps in performance and develop possible solutions.
21. Managers are encouraged to undertake a stress risk assessment when local stress issues are identified and then implement an action plan. A Stress Risk Assessment Toolkit, which is part of the Stress Management Policy, is available to managers to help them with the risk assessment process. The toolkit incorporates the HSE's Stress Management Standards. Coaching and support on the toolkit is available through Employee Relations Teams, Occupational Health Team and the Health and Safety Team.
22. Stress Risk Assessment training can be provided to managers by Health and Safety and Occupational Health. These sessions also illustrate and define the roles of Health and Safety and Occupational Health in the management of stress.
23. Resilience training is available through the Core Skills Framework. These courses are aimed at managers and employees to look at how to recognise signs of stress and to instigate strategies for dealing with and managing stress.
24. A Counselling Service, Network of Staff Supporters (NOSS), is available to offer confidential support to employees who feel that they would like to discuss personal and work-related concerns.
25. The percentage of stress related absences has fallen by 2% from 26% to 24%. See Appendix Three, Chart 4. The number of employees taking a period of absence due to Stress (which includes anxiety, depression and mental health) was 371 employees this year (11.9% of all employees who took a period of sickness absence) compared to 396 employees for the same period last year (10.9% of all employees who took a period of sickness absence). Targeted work continues between Human Resources Advice and Project Team, the Occupational Health Team, the Health and Safety Team and the NOSS Counselling Service to try to reduce stress related absences through the use of the Stress Risk Assessments, action plans and training for managers. All support mechanisms are based on identifying work related and personal stress at an early stage and taking early intervention through referral to the Occupational Health Team, access to a Counselling Service and instigating an action plan

26. The percentage of absences relating to musculoskeletal disorders has fallen by 1% compared to last year's figure from 21% to 20%. See Appendix Three, Chart 5. For Musculoskeletal disorders 471 employees (which equates 15.2% of all employees who took a period of absence) compared to 646 (17.8% of all employees who took a period of absence last year). A scheme of early referral to a Physiotherapy Service through the Occupational Health Team continues to try and support employees with musculoskeletal disorders. Over the year 11 staff were referred for Physiotherapy. Manual Handling training continues to be offered and manual handling accidents related to work activities are investigated and monitored to make sure that remedial action is put into place.

### **Proactive Safety Monitoring**

#### **Health and Safety Team - Advice and Guidance**

27. A Duty Safety Officer System is used within the Health and Safety Team to allow employees and managers across the Council to access telephone advice from a Safety Officer. The response time is based on the level of risk. The team took approximately 1,000 telephone calls, where a response was required. The most frequent queries were related to giving Safety Advice, Health & Safety Training and accidents. The Duty Safety Officer provides immediate advice and support and follows up with a site visit if necessary.
28. The Health and Safety Team continue to review the Corporate Health and Safety Policy and arrangements and update when necessary. Many of the health and safety arrangements were reviewed and updated this year.
29. The Health and Safety Team continue to work closely with service areas to provide advice, bespoke training and monitor activities to ensure that risks are being managed sensibly and proportionately.
30. The Crime Prevention (CP) function is part of the Health and Safety team and covers all aspects of Shropshire Council premises, property and staff. Crime Prevention contributes to the Authority's participation in the Crime and Disorder Act 1998, Section 17. The work of CP includes advising on pro-active security, crime prevention and increasingly, personal safety. In addition, the function has a re-active role addressing problems/issues i.e. anti-social behaviour, theft, burglary and staff safety. The work is across all sectors of the Council. Crime Prevention promotes and assists Shropshire schools with the 'Safer School' scheme and this includes academy schools and more recently, independent schools. Over 140 Schools have been accredited a 'Safer School' and more are working to the accreditation. Virtually all Shropshire Primary schools and the majority of Senior schools continue their Safer Schools involvement. Following a successful Safer School accreditation, the school is reviewed every 2 years. Many schools have been involved in the scheme for 15 years or more. In partnership, West Mercia Police provide excellent support and appreciate the commitment of both the Council and schools. The Crime Prevention function has a strong link with the Shropshire Officers of West Mercia Police, permitting good partnership working whenever circumstances dictate.

From a corporate perspective, CP supports the health and safety team with policies, arrangements and also advises/contributes with the Council security guarding/intruder alarm contracts. The CP role continues to have a strong role in issues relating to buildings or staff safety at Council properties.

#### **Health and Safety Audits**

31. The Health and Safety Team continue to undertake Health and Safety Audits in a variety of premises to offer advice through inspections, establishment/team visits, etc. During 2019/20, 33 audits were undertaken across the Council.

Health and Safety audits were also completed for Academy Schools and external contracts with SLA's, bringing in additional income. Additionally, a number of audits were completed including 'safety tour' audits comprising informal audits and inductions to support new Headteachers, Manual Handling of People audits within Residential and Day Services and Stress audits were undertaken across a range of service areas.

32. These audits and inspections were based on a prioritisation of risk, i.e. a response to incidents and specific request from senior managers to review the premise health and safety arrangements.
33. Reports on the findings of Health and Safety Audits and Inspections were sent to key people with health and safety responsibilities in service areas and key concerns were discussed and noted at the Corporate Health, Safety and Welfare Group. The Premise Manager instigate an action plan to meet any recommendations made.

### **Health and Safety Monitoring (Self Audits)**

34. As in previous years, a number of visits were undertaken by the Health & Safety Team to assist Property Services Group (PSG) with the monitoring of their construction projects. In addition, all PSG surveyors were encouraged to document their observations relating to site conditions using a standard template and forwarding this to the Health & Safety team for comment

- The Health & Safety Team worked with Property Services surveyors to visit and monitor six identified higher risk construction jobs at schools over the summer holiday period. Officers liaised with construction companies and provided feedback to them and PSG. Issues can be summarised as follows:
  - Hot Works were managed reasonably, with appropriate Permit to Work systems in place.
  - Asbestos refurbishment surveys undertaken where required. Contractors are not consistently seeing and signing the onsite Asbestos Management Surveys.
  - Working at height control measures were generally appropriate, although work around skylights was highlighted for improvements on some sites.
  - Site access and control of access to scaffolding was generally good, although some reminders were issues around closing gates.
  - Documentation on-site was generally thorough.
  - PPE use was generally good, although not always in line with what the risk assessments and method statements stipulated.
  - One issue highlighted with the use of sub-contractors, who needed additional management and supervision by the main contractor as a result.

The Health & Safety Team and PSG meet at regular intervals to continually develop understanding and awareness around health and safety.

35. Self-Monitoring Checklists are available to premises to self assess their level of compliance with the Councils Health and Safety Policy and guidance.
36. Schools in particular are very committed to undertaking the local assessments usually with active input from Governors. Other Service Areas do undertake the Self-Monitoring, but completion has been sporadic and this is attributed to the restructuring of services and will be addressed by the Health and Safety Team.
37. The Health and Safety Team will continue to use the scoring from the self-monitoring documentation to select and undertake health and safety audits through the year of premises and teams based on the outputs from the self-monitoring process. This will target areas where support is required to improve health and safety performance.

## Service Level Agreements

38. The Health & Safety Team have developed contracts with associated Service Level Agreements (SLA's) in place with a number of Academy Schools and also externally with a range of companies. These have proved beneficial to both the team and the organisations involved.

## Fire Safety

39. The Regulatory Reform (Fire Safety) Order 2005 places responsibility for fire safety at any particular premises on the “responsible person” i.e. the employer and/or the person who has control of the premises. Under this legislation, the “responsible person must ensure a fire risk assessment is carried out to determine whether the premises are safe to use and ensure that all necessary fire precautions are properly implemented.

Support, advice and training is made available to premises managers in all council buildings regarding fire safety and particularly the technical aspects of fire risk assessments. Throughout the year, compliance monitoring is undertaken with respect to all premises, which are owned, occupied or used by the council – including schools – to ensure that our statutory duties under the Fire Safety Order are being properly carried out.

Regular and close liaison with Shropshire Fire and Rescue Service (SFRS) continues and has proven to be an effective way of dealing with issues, which arise from their audits of council premises. Shropshire Council now has a Statutory Compliance officer – Fire Safety, who is the key point of contact with Shropshire Fire & Rescue Service. This has helped to ensure that to date; no school or council premise enforcement notices or prohibition notices have been served. Two improvement notices were issued for works relating to Shirehall and Raven Meadows Multi-Storey Car Park and Improvement works are underway at these locations and SFRS are monitoring progress, however works have been delayed due to the Covid-19 lockdown. Issues at other premises where SFRS expressed concern have been resolved.

SFRS have also completed a number of school audits and again no enforcement notices or prohibition notices were served.

## Health and Safety Training

40. Health and Safety Training is offered to Council's employees to ensure that they continue to attain knowledge, understanding and develop skills to enable them to plan, manage, supervise or undertake their work activities safely. Much is done face-to-face in a tutorial style, however, many of the regular subjects are now available on the online platform 'Leap into Learning' and directly accessible to all employees via the Shropshire Council intranet home page.

Over the year, 86 courses were delivered to 917 delegates.

A wide variety of topics are still being delivered, e.g. Asbestos Awareness, Lone Working and Personal Safety, Moving and Handling of Loads, Ladder Safety, Fire Safety, Fire Warden, Control of Substances Hazardous to Health, Health and Safety Awareness, Risk Assessment, Evac+Chair. A few refresher courses were also arranged and delivered for some of these subjects.

The asbestos courses have been revised to better reflect Health and Safety Executive guidance (HSE) with regards to staff who may be involved with the possibility or actual presence of asbestos e.g. Building Managers but are not looking to disturb it.

The fire training course has also been revised, into one course as the existing range of 5 courses was causing confusion amongst staff/ supervisors as to which course staff attend. The course now comprises three main elements: Fire safety awareness; role of a fire warden and fire extinguishers – theory and practical use.

Work is currently being undertaken to integrate the electronic learning format into a structure approach with the Corporate Training Programme (CTP). The thinking being is that in some areas the CTP may be better served, providing a comprehensive introduction to a subject area, with electronic learning providing a 'refresher' for a period of time before re-attending the more comprehensive CTP course. It may be that there is a mix with basic fundamentals covered at an electronic learning level and more complex points build upon this at a tutor level presentation. This could well benefit where delegate experience sharing is an important part of the learning and the tutor level presentation facilitates the reinforcing of key points at an experiential level.

In light of the recent Covid 19 situation and Authority response this is likely to reflect on the way that the CTP is being delivered with an emphasis on interactive internet-based tuition e.g. Microsoft Teams, where appropriate, as opposed to a total reliance of the current system of room lead presentations.

A summary of the number of courses and number of Shropshire Council and external employees which attended is shown in the table below.

<b>Corporate Health &amp; Safety Courses</b>	<b>No. of Courses</b>	<b>Attendees</b>	<b>Onsite External Courses</b>	<b>No of Courses</b>	<b>No of Attendees</b>
<b>April 2019 - 31 March 2020</b>					
Health & Safety Awareness	3	22		7	61
Evac Chair Training	0	0		5	16
Health & Safety Awareness – Refresher	0	0		0	0
CDM 2015	0	0		0	0
IOSH Managing Safely	2	5		0	0
Health & Safety for Directors & Managers	1	0		0	0
Health & Safety - Premise Managers	1	2		0	0
Asbestos Awareness	4	35		2	10
Asbestos Refresher	3	26		0	0
Risk Assessment	2	7		0	0
Resilience	0	0		0	0
Fire Safety	0	0		5	125
Fire Safety - Refresher	0	0		0	0
Fire Extinguisher	7	71		24	324
Fire Warden	0	0		0	0
Fire Warden - Refresher	0	0		0	0
Lone Working	2	24		0	0
COSHH + PPE	3	23		0	0
Ladder Safety	4	46		1	8
Legionella Awareness	0	0		0	0
Moving & Handling of Loads	3	18		7	94
Moving & Handling of Loads Refresher	0	0		0	0
			<b>Total</b>	<b>86</b>	<b>917</b>

There were two Institution of Occupational Health (IOSH) Managing Safely Courses, attended by 5 delegates. The course is accredited by the Institution of Occupational Safety and Health (IOSH) and is aimed at delegates who have a responsibility for health and safety in their day-to-day duties.

41. Four workshops specifically developed for Head Teachers, Business Managers and School Governors were organised for the financial year 2019\2020 and advertised in the Schools Bulletin but one had to be cancelled in November due to only one person booked on. The one organised for this year in March could not go ahead because of COVID-19. The June and September Workshops took place and were well attended. 27 candidates in June and 13 candidates in September. The workshops covered a range of topics including. legal updates, fire safety/risk assessment, incident investigations, health and safety training, etc. plus any questions the candidates want to ask?

**First aid training** - There were 57 First Aid training courses delivered, attended by 444 delegates as follows:

	Number of courses	Number of delegates
First Aid at Work	11	61
RE-Qualification course	9	59
Emergency First Aid at Work	15	150
Paediatrics First Aid	9	52
Emergency First Aid at Work/Paediatric First Aid	8	68
Annual Update	0	0
Public Access Defibrillator	3	9
School awareness first aid	2	45
<b>TOTAL</b>	<b>57</b>	<b>444</b>

A new in-house training course became available from Shropshire Council in April 2018. This was a three-hour course for trained and non-trained people who wish to become confident in the use of a public access defibrillator.

42. The Health & Safety Team provide a training matrix available on both the Health and Safety Intranet and Shropshire Learning Gateway. This is designed as an on-line tool to help managers find out what is considered as essential Health & Safety training for each member of staff in their team.

The matrix identifies Health & Safety training courses required for a general or job specific role within Shropshire Council.

43. The Health & Safety Team facilitate a small range of health and safety courses through e-learning modules on two parallel 'platforms'. This style of learning supports our employees by allowing them to undertake training at a time and pace that is convenient to their work patterns.
44. The online platform will continue for the time being so as to maintain continuity of training content, 1000 licences are hosted on an online server.

45. The fully interactive e-learning courses are:

- Fire Safety Plus
- Safety for Line Managers
- Manual Handling Plus
- Manual Handling for the Office
- Effective Risk Assessment

46. These e-learning training courses are set-up after a request from the delegate and completed in their own time; the course will remain 'live' until completed or deleted by the administrator.

Leap into Learning Health & Safety e-learning modules have been available since early 2017 when the Learning Pool platform was launched. There has been a significant rise in uptake as more modules have been added. Last year 1000 modules were completed over the 12-months from April, whereas 3700 were completed this year. Analysis of the evaluation feedback will be compiled and considered by the Learning & Development Group and more courses will be added to the system.

### **Online Workstation Assessment Tool**

47. The software system for undertaking intranet-based risk assessment and training continues to be used. The software allows cost effective and accessible training to be available. This negates the necessity for employees to leave their workstation to undergo training and to complete a workstation risk assessment. The council is in the last year of their intranet company-based contract and has now moved from a self-hosted option to being hosted by the company themselves. This means less IT support is needed in-house and the reliability of the system is better.

48. During 2019/2020 users complete a risk assessment, producing a high, medium or low risk result. They are then presented with an action report detailing the measures required to rectify issues raised and reduce risks.

### **Health, Safety and Welfare Group**

49. The Group met three times with two being virtual meetings to consult with Trade Union colleagues on health and safety matters. It receives progress updates from the Health & Safety representatives and a report from the Health and Safety Manager on health and safety performance, accidents, briefings on new legislation and progress with agreed targets. The meetings are well attended with focus given to strategic health, welfare and safety matters and proactive work, which improves knowledge and performance.

### **Occupational Health - Workplace Wellbeing**

50. The team took a more strategic approach concentrating resources on three key areas (be active, be mindful and be informed) and rebranding the Feel-Good Team utilising these key aspects.

To improve workplace wellbeing and ensure that employees take responsibility for their own health and wellbeing, the Occupational Health Team in conjunction with support from a Workforce and Transformation Officer, arranged various wellbeing events.

Events continued to be scheduled as part of the Wellbeing strategy, the "Put A Spring in Your Step Feel Good challenge ended on 5th April. 93 people signed up to the challenge with an overall total of 19,420,322 recorded steps over the five weeks. During Mental Health Awareness Week, 13th – 17th May, we launched the Mental Health and Well-being Policy and our updated Feel Good pages on the Intranet. We are continuing to facilitate Yoga sessions at







Shirehall and have offered 5 free Mindfulness sessions with a view to facilitate these in the future.

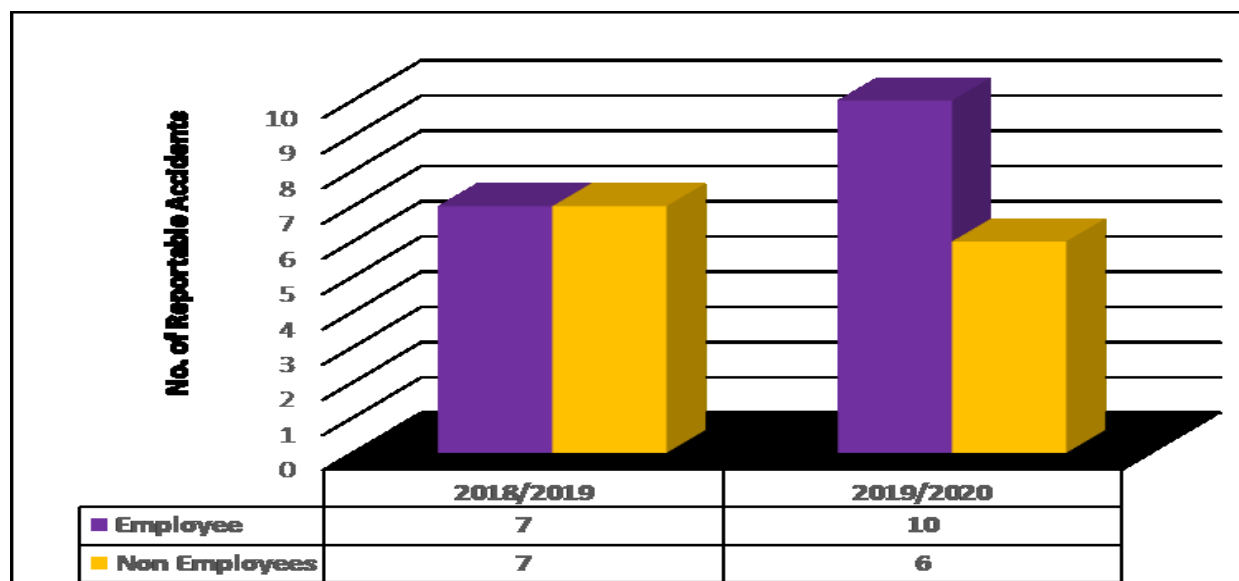
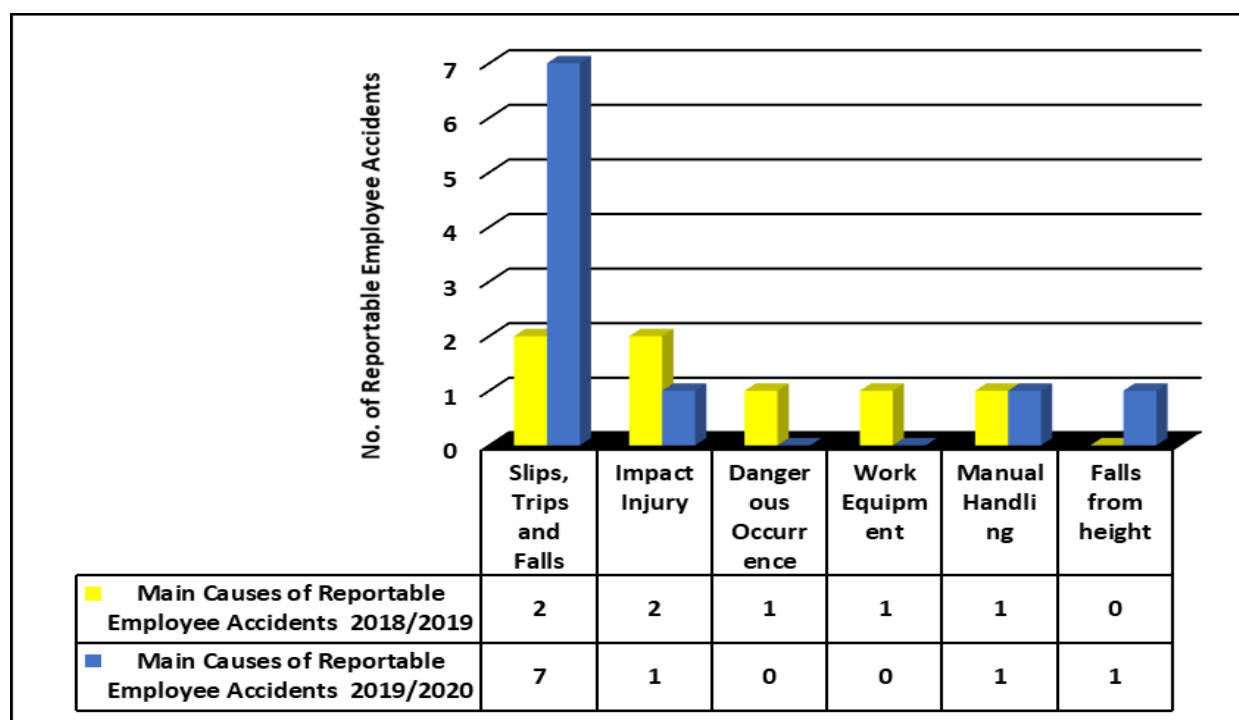
In September, we recruited and undertook a selection process to fill a training course for 20 Mental Health First Aiders. This was successful and the first aiders are and are now operational across the council.

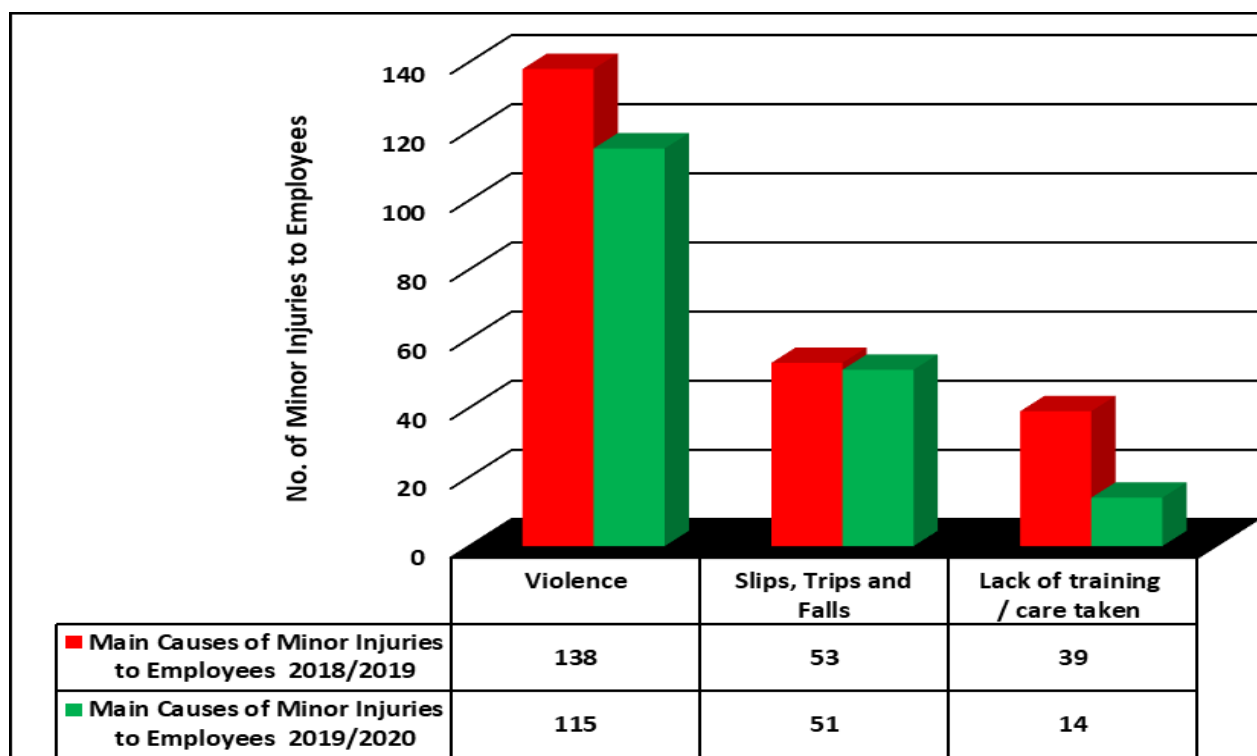
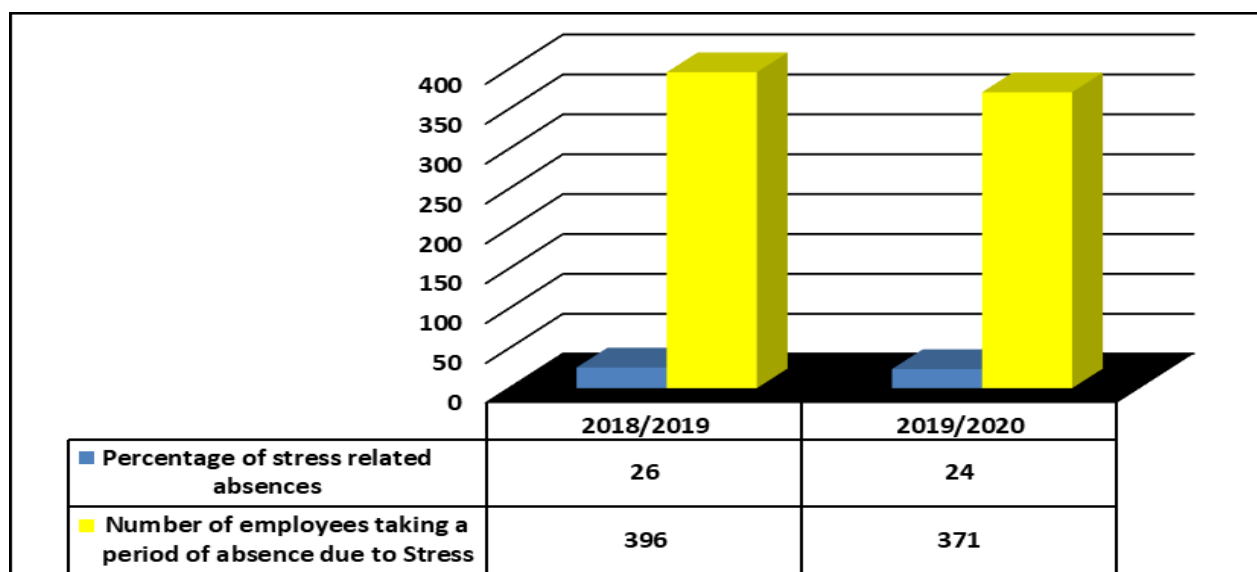
In October, a Wellbeing Event was held at Shirehall with a number of activities such as physio support, health MOTs, alternative therapies being offered as well as health and employee benefit stalls being present. During this event, an initiative was also rolled out called #mugged which gave out mugs which contained goodies. Employees who received them were asked to enjoy, refill with similar goodies and pass on to other employees who they think are doing a good job.

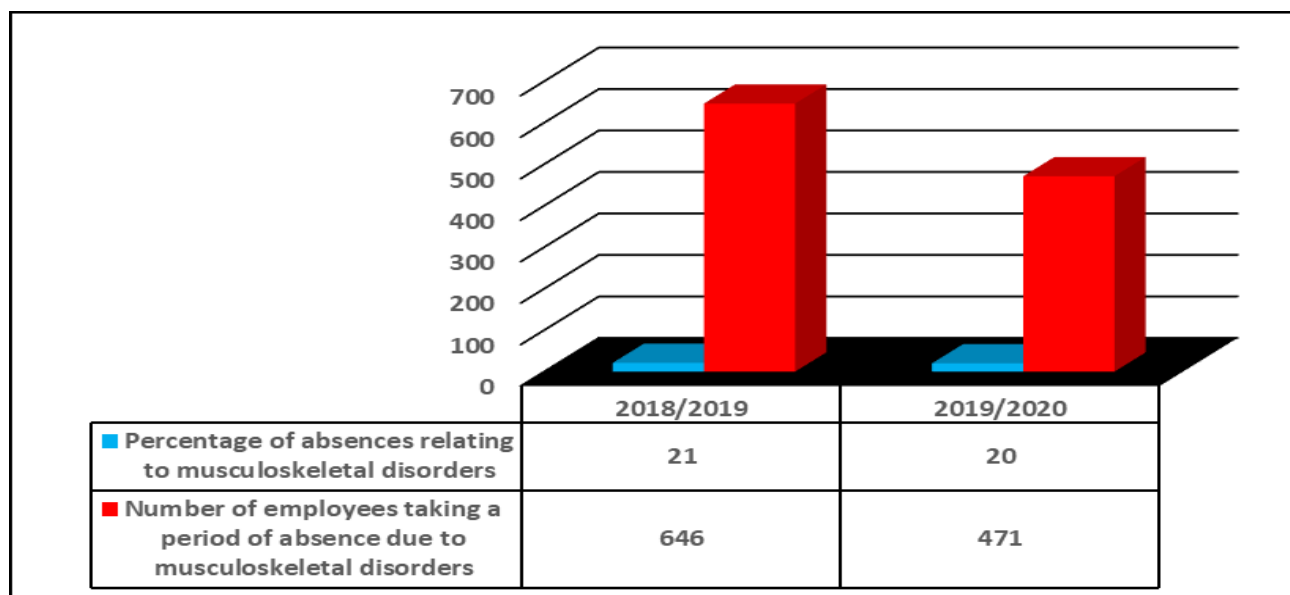
The Absence Management Group and Feelgood Group amalgamated to combine resources and to work on a Wellbeing Strategy and activity plan for 2020. They are known as the Wellbeing Group

**Progress on Action Plan for 2019/2020**

Activity	Outcome	
Review of Health & Safety Arrangements to ensure up to date and relevant to organisation		On-going, Arrangements are being updated in line with project plan, which is based on level of risk.
Production of Annual Health & Safety Performance Report including benchmarking with other unitary LA's for presentation to senior management and elected members		Data being collected for the 2019/2020 annual report. 2018/19 report completed and agreed at Directors meeting on 16 <sup>th</sup> September 2019. Portfolio Holder briefed. Presented to Cabinet on 16 <sup>th</sup> October 2019. All signed off.
Audits – Scheduled and targeted audits across the council in line with Audit Programme Document.		33 Audits were completed to implement recommendations following monitoring visits, i.e. audits, inspections, safety tours across the council.
To work with Property Services Group (PSG) on a list of summer works construction activities for inspection over the summer school holiday period and to ensure compliance with CDM.		Programme of visits undertaken to higher risk projects by officers from the Health & Safety team. Recommendations and observations similar to previous years were made. Again protection of skylights and site security were sometimes issues requiring action.
To engage and retain services across the Council and externally with associated Service Level Agreements in place to support their obligations and responsibilities for health and safety. To explore further opportunities with town and parish councils.		SLA's reviewed; contracts updated to reflect GDPR implementation. Many clients renewed for the coming year, and new business secured in various areas, another local Town Council now on-board on a 3-year contract, Crime Prevention services and Safer Schools has been rolled out across some additional schools in a school Trust and at a private school in the county, we have completed some stress auditing for a further education college, and provided some risk assessments for a local charity, who have requested additional auditing also.
Develop Leap into Learning E-modules: <ul style="list-style-type: none"> <li>• Transfer Health &amp; Safety Modules to platform</li> <li>• Include Wellbeing information</li> <li>• Include booking option for Wellbeing event</li> <li>• First Aid annual refresher (non-certificated) added.</li> </ul>		<ul style="list-style-type: none"> <li>• Work to support Health &amp; Safety Induction section of Induction training completed.</li> <li>• Wellbeing sessions able to be booked via Leap</li> <li>• The annual refresher added to the e-learning</li> </ul>

**Accident Charts for Shropshire Council****Chart 1: Number of Reportable Employee Accidents for 2018/2019 and 2019/2020****Chart 2: Main Causes of Reportable Employee Accidents for 2019/2020**

**Chart 3: Main Causes of Minor Injuries to Employees for 2018/2019 and 2019/2020****Appendix Three****Work-related Absence Charts****Chart 4: Stress Related Absences**

**Chart 5: Absences Relating to Musculoskeletal Disorders**

#### 4. Financial Implications

There are no financial implications associated with this report. There may be future financial implications in respect of the Actions for 2019/2020 although these will be approved by Senior Managers before they are progressed.

#### 5. Climate Change Appraisal

The report has no effect on climate change outcome

#### 6. Conclusions

This report indicates that the health and safety performance of Shropshire Council has been managed well over the last twelve months.

The next twelve months will continue to see new challenges in light of the Covid 19 implications and the resultant financial climate. It is important to maintain focus on sensible risk management so that risks can be managed sensibly, appropriately and proportionately.

**List of Background Papers (This MUST be completed for all reports, but does not include items containing exempt or confidential information)**

None

#### Human Rights Act Appraisal

The recommendations contained in this report are compatible with the provisions of the Human Rights Act 1998.

**Environmental Appraisal** N/A

**Risk Management Appraisal**

The contents and key actions of this report are in compliance with good risk management.

### **Community / Consultations Appraisal**

Mechanisms are in place for consultation with employees and Trade Unions.

### **Cabinet Member**

David Minnery

### **Local Member**

N/A

### **Appendices - 3**

Appendix One - Progress on Action Plan for 2019/2020

Appendix Two - Accident Charts for Shropshire Council

Appendix Three – Work Related Absence Charts

# Annual Report on Health & Safety

## Performance for 2019/2020




### Accidents

# 787

All accidents 2019/20  
5% more than 2018/19 (753)

**512** Minor accidents (total of all)  
**309** Minor accidents to employees

Main causes of minor accidents to employees:

- 115 Violent incidents (37%)
- 51 Slips/Trips/Falls (17%)
- 32 Impact (10%)
- 23 Manual handling (7%)
- 14 Human error (5%)

Violent incidents to employees are commonly caused by the challenging behaviour of service users/pupils with additional needs.

**16** RIDDORS (Reporting of Injuries, Diseases and Dangerous Occurrences) including 10 for employees.



### Absences

# 2%

reduction in stress related absences.


371 employees took a period of absence due to stress. This includes anxiety, depression and mental health. This is a reduction from 396 employees in 2018/19.

#### Action Taken

- Counselling Service - Network of Staff Supporters (NOSS)
- Resilience training through the Core Skills Framework
- Stress Risk Assessment training

**471** employees took absences relating to musculoskeletal disorders.

The percentage of absences relating to musculoskeletal disorders reduced by 1% compared to 2018/19. An early referral scheme to physiotherapy is offered by Occupational Health.



### Advice and Audits

# 33

Health & Safety audits in premises

- The Duty Safety Officer provides advice and support and follows up with site visits if necessary.
- Audits and inspections are based on a prioritisation of risk.
- Self Audits are encouraged at schools and joint work takes place with the Property Services Group (PSG) monitoring construction projects.

The Crime Prevention (CP) function is part of the Health and Safety team and covers all aspects of Shropshire Council premises, property and staff. Crime Prevention contributes to the Authority's participation in the Crime and Disorder Act 1998, Section 17. The work of CP includes advising on pro-active security, crime prevention and increasingly, personal safety.

**1,000**(approx.) phone calls for the Duty Safety officer. In 2019/20 common themes were safety advice, accidents and training.



### Training

# 86

**courses**

# 917

**delegates**

Increase in courses (up from 79 in 2018/19).

Topics delivered, including:

- Asbestos Awareness
- Ladder Safety
- Fire Safety, Fire Warden
- Control of substances
- Lone working & Personal Safety
- Risk Assessment
- Moving & Handling of Loads
- Health & Safety Awareness

**125** Attendees for Fire Safety  
**324** Trained in Fire Extinguisher Use

**57** First Aid courses  
Trained in First Aid  
**444** (includes 150 trained in emergency first aid at work)

New in 2019/20 - Training to use a public access defibrillator.

This page is intentionally left blank