




- 
 New vehicle access to the rear of the site
 Minimum width - 3000 mm
 Maximum width (combined) - 6027 mm
- 
 New cycle / pedestrian route to the rear of the site
 Minimum width - 1520 mm
 Maximum width - 2490 mm
- 
 Existing track
 Minimum width - 2380 mm
 Maximum width - 3200 mm

FalkenCleggBradleyStudios
LLP
Bath Brewery
Toll Bridge Road
Bath BA1 7DE
t 01225 852545
f 01225 852528
e bath@fcbstudios.com

Amendment	Date
SHREWSBURY FLAXMILL MALTINGS PHASE THREE	Job/Drawing No 1821-3/SK/190807/01
PARTIAL SITE PLAN EXISTING AND PROPOSED REAR SITE ACCESS	Scale 1:250 (1:500 @ A3) Date May 2019 Drawn
Do not scale	All dimensions to be checked on site
Original printed at A1	