



SHROPSHIRE COUNCIL PLAYING PITCH & OUTDOOR SPORTS STRATEGY

ASSESSMENT REPORT OCTOBER 2020

QUALITY, INTEGRITY, PROFESSIONALISM

Knight, Kavanagh & Page Ltd
Company No: 9145032 (England)

MANAGEMENT CONSULTANTS

Registered Office: 1 -2 Frecheville Court, off Knowsley Street, Bury BL9 0UF
T: 0161 764 7040 E: mail@kcp.co.uk www.kcp.co.uk



6643

SHROPSHIRE COUNCIL

PLAYING PITCH & OUTDOOR SPORTS STRATEGY

CONTENTS

PART 1: INTRODUCTION AND METHODOLOGY	4
PART 2: FOOTBALL.....	16
PART 3: THIRD GENERATION TURF (3G) ARTIFICIAL GRASS PITCHES (AGPS)	54
PART 4: CRICKET	66
PART 5: RUGBY UNION	106
PART 6: HOCKEY	133
PART 7: BOWLS	150
PART 8: TENNIS	168
PART 9: NETBALL COURTS.....	189
PART 10: OTHER SPORTS	195
APPENDIX 1: SPORTING CONTEXT	197
APPENDIX 2: SPORT ENGLAND MARKET SEGMENTATION.....	204
APPENDIX 3: NON TECHNICAL ASSESSMENT SHEETS.....	207

SHROPSHIRE COUNCIL

PLAYING PITCH & OUTDOOR SPORTS STRATEGY

GLOSSARY

3G	Third Generation (artificial turf)
AGP	Artificial Grass Pitch
ASC	All Stars Cricket
BARLA	British Amateur Rugby League Association
BC	Bowls Club
CAT	Community Asset Transfer
CASC	Community Amateur Sports Club
CC	Cricket Club
CFA	County Football Association
CSP	County Sports Partnership
EA	England Athletics
ECB	England and Wales Cricket Board
EH	England Hockey
FA	Football Association
FC	Football Club
FF	Football Foundation
FIFA	Fédération Internationale de Football Association
FIT	Fields in Trust
FPM	Facilities Planning Model
GIS	Geographical Information Systems
GMA	Grounds Management Association
HC	Hockey Club
KKP	Knight, Kavanagh and Page
LMS	Last Man Stands
LPR	Local Plan Review
LTA	Lawn Tennis Association
MUGA	Multi use games area
NGB	National Governing Body
NHS	National Health Service
NPPF	National Planning Policy Framework
PC	Parish Council
PGA	Professional Golfers Association
PPS	Playing Pitch Strategy
PQS	Performance Quality Standard
RFL	Rugby Football League
RFU	Rugby Football Union
RUFC	Rugby Union Football Club
S106	Section 106
SCCB	Shropshire Cricket Board
SE	Sport England
TBTT	Transforming British Tennis Together
TGR	Team Generation Rate
TC	Tennis Club / Town Council
WR	World Rugby
U	Under

PART 1: INTRODUCTION AND METHODOLOGY

1.1: Introduction

Knight, Kavanagh & Page Ltd (KKP) was appointed by Shropshire Council (SC) to undertake an assessment of all formal sport and leisure facilities across the authority to assist in strategically planning for the future.

This report presents a supply and demand assessment of playing pitch and other outdoor sports facilities in accordance with Sport England's Playing Pitch Strategy Guidance: An approach to developing and delivering a playing pitch strategy. It has been followed to develop a clear picture of the balance between the local supply of, and demand for, playing pitches and other outdoor sports facilities.

The guidance details a stepped approach to developing a Playing Pitch & Outdoor Sports Strategy (PPOSS). These steps are separated into five distinct sections:

- ◀ Stage A: Prepare and tailor the approach (Step 1)
- ◀ Stage B: Gather information and views on the supply of and demand for provision (Steps 2 & 3)
- ◀ Stage C: Assess the supply and demand information and views (Steps 4, 5 & 6)
- ◀ Stage D: Develop the strategy (Steps 7 & 8)
- ◀ Stage E: Deliver the strategy and keep it robust and up to date (Steps 9 & 10)

Stages A to C are covered in this report.

1.2: Why the strategy is being developed

The Playing Pitch & Outdoor Sports Strategy will form part of the evidence base for the Local Plan Review. It will provide a strategic framework to ensure that the provision of outdoor playing pitches meets the needs of residents (both existing and future) and visitors to the Shropshire Council area. It will also support those organisations, including the Council, involved in the provision of outdoor sports facilities in the county. The Strategy will be produced in accordance with Sport England guidance) and provide robust and objective justification for future playing pitch provision throughout Shropshire.

The study will also provide evidence to support funding bids from National Governing Bodies of Sport (NGBs) and Sport England. Furthermore, it will also support requests for developer contributions through new developments and will help focus internal revenue and capital spending in the medium term.

The PPOSS will ensure that a planned approach to sport and physical activity facilities takes place in Shropshire, ensuring that the community has access to high quality facilities as well as helping communities improve health and remain cohesive. It is considered to be imperative that where the Council provides facilities, they are as efficient and effective as possible due to continuing financial pressures.

Developing a strategic approach to the analysis of playing pitch supply and demand is necessary to:

- ◀ Protect playing pitches against development pressures on land in, and around, urban areas.
- ◀ Identify pitch (natural grass and artificial) supply and demand issues in relation to predicted population changes.

SHROPSHIRE COUNCIL

PLAYING PITCH & OUTDOOR SPORTS STRATEGY

- ◀ Address 'demand' pressures created as a result of specific sports development pressures e.g. growth of mini soccer and wider use of artificial grass pitches.
- ◀ Improve delivery of playing pitch facilities under Council ownership and management.

The PPOSS will provide an evidence base for planning decisions and funding bids along with background evidence to support Local Plan policies in relation to open space. It will ensure that this evidence is sound, robust and capable of being scrutinised through examination and meets the requirements of the National Planning Policy Framework (NPPF)¹.

One of the core planning principles of the National Planning Policy Framework (NPPF) is to improve health, social and cultural wellbeing for all, and deliver sufficient community and cultural facilities and services to meet local needs. Paragraph 96 discusses the importance of access to high quality open spaces and opportunities for sport and recreation that can make an important contribution to the health and well-being of communities. Paragraphs 96 and 97 of the NPPF discuss assessments and the protection of "existing open space, sports and recreational buildings and land, including playing fields". The Playing Pitch Strategy will provide the evidence required to help protect playing fields to ensure sufficient land is available to meet existing and projected future pitch requirements.

1.3: Stage A: Prepare and tailor the approach

Management arrangements

A Project Team from the Council has worked with KKP to ensure that all relevant information is readily available and to support the consultants as necessary to ensure that project stages and milestones are delivered on time.

A strong and effective steering group has and will continue to lead and drive this PPOSS forward during its development and also to ensure the delivery of its recommendations and actions. The membership of the group is balanced and representative of the different parties and key drivers behind the work and the providers and users of playing pitches in the study area.

The Steering Group is and has been responsible for the direction of the PPOSS from a strategic perspective and for supporting, checking and challenging the work of the project team. The Steering Group is made up of representatives from the Council, Sport England and National Governing Bodies of Sport (NGBs).

It will be important for the Steering Group to continue once the PPOSS has been finalised for several reasons, including a continuing responsibility to:

- ◀ Be a champion for playing pitch provision in the area and promote the value and importance of the PPS.
- ◀ Support implementation of the PPS's recommendations and action plan.
- ◀ Monitor and evaluate the outcomes of the PPS.
- ◀ Ensure that the PPS is kept up to date and refreshed.

¹<http://www.sportengland.org/facilities-planning/planning-for-sport/forward-planning/>

SHROPSHIRE COUNCIL

PLAYING PITCH & OUTDOOR SPORTS STRATEGY

Agreed scope

The Assessment Report provides detail in respect of what provision exists, its condition, distribution and overall quality. It also considers the demand for facilities based on population distribution and planned growth. The full list of sports facilities covered is set out below.

The following types of outdoor sports facilities were agreed by the steering group for inclusion in the PPOSS:

- ✦ Football pitches (including 3G pitches)
- ✦ Cricket pitches
- ✦ Rugby union pitches (including 3G pitches)
- ✦ Hockey artificial grass pitches (AGPs)
- ✦ Tennis courts
- ✦ Netball courts
- ✦ Bowling greens

Pitch sports (e.g. football, rugby union, hockey and cricket) will be assessed using the guidance set out in Sport England's Playing Pitch Strategy Guidance: An approach to developing and delivering a playing pitch strategy. In addition, any other grass sport pitches identified during the project will also be included. If applicable, this accounts for sports such as rugby league, American football, Gaelic football and lacrosse.

Non-pitch sports (e.g. bowls, tennis and netball) will be assessed using Sport England's Assessing Needs and Opportunities Guidance (2014). This requires a different methodology to assess supply and demand to that used for pitch sports.

Study area

The study area will comprise the whole of Shropshire Council's administrative area. Cross boundary issues will also be explored to determine the level of imported and exported demand, recognising, for example, that people travel to and make use of strategic facilities irrespective of administrative boundaries. Neighbouring authorities include Wrexham, Cheshire East, Stafford, Telford and Wrekin, South Staffordshire, Wyre Forest, Malvern Hills, Herefordshire and Powys (Wales).

Further to this, analysis areas have been created to allow for a more localised assessment of provision and examination of playing pitch supply and demand at a local level. Due to its size, Shropshire will be broken into smaller subsections known as Analysis Areas. These analysis areas are amalgamations of the Place Plan Areas.

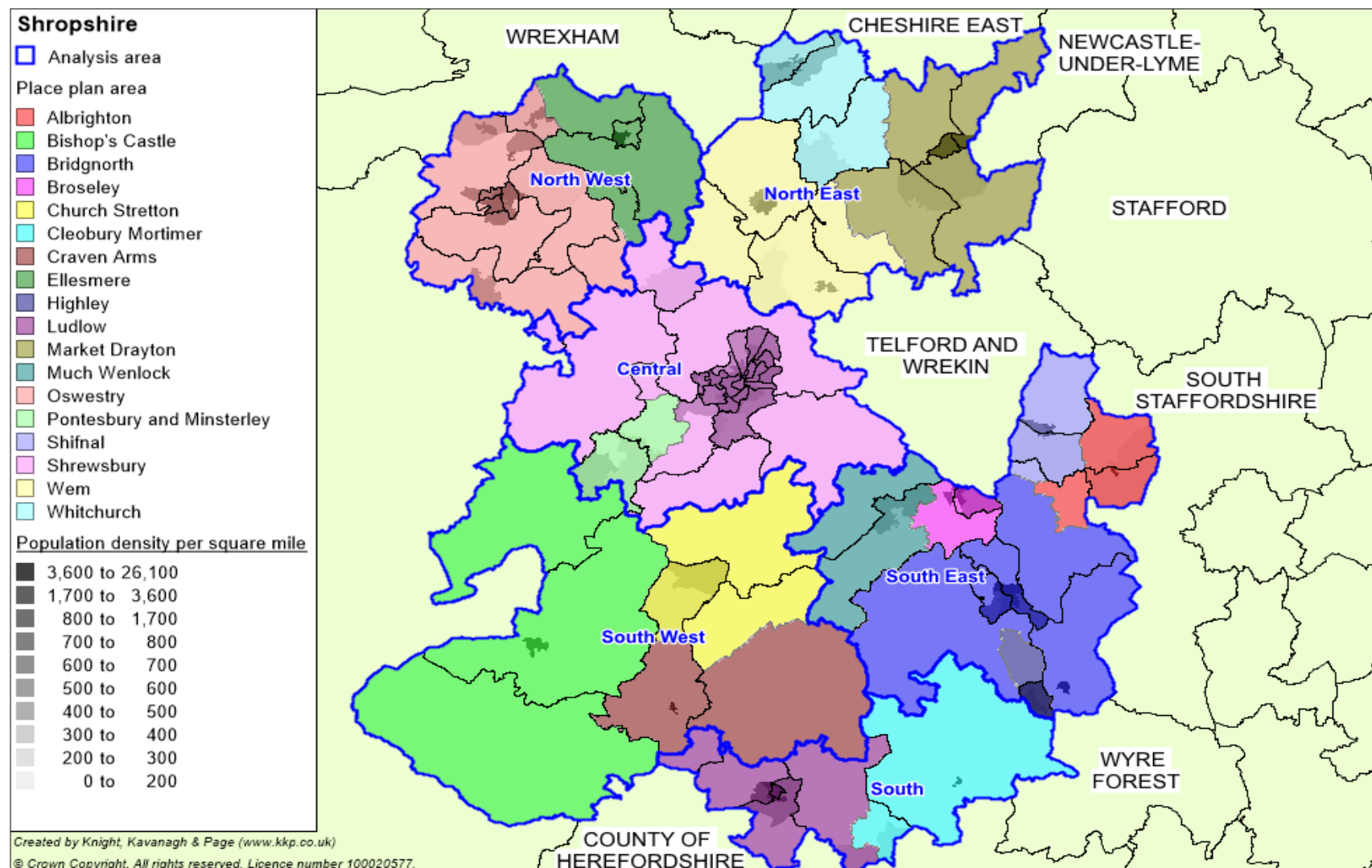
Table 1.3: Agreed analysis areas

Analysis area	Place plans
Central	Pontesbury & Minsterley and Shrewsbury
North East	Market Drayton, Wem and Whitchurch
North West	Ellesmere and Oswestry
South	Cleobury Mortimer and Ludlow
South East	Albrighton, Bridgnorth, Broseley, Highley, Much Wenlock and Shifnal
South West	Bishops Castle, Church Stretton and Craven Arms,

A map of the Place Plan areas can be seen overleaf in Figure 1.1.

SHROPSHIRE COUNCIL PLAYING PITCH & OUTDOOR SPORTS STRATEGY

Figure 1.1: Place plan map



SHROPSHIRE COUNCIL

PLAYING PITCH & OUTDOOR SPORTS STRATEGY

Local context

The Local Plan

The Shropshire Local Plan currently comprises the Core Strategy (adopted 2011) and the Site Allocations and Management of Development (SAMDev) Plan (adopted 2015), together with the adopted Neighbourhood Plans for Much Wenlock and Shifnal. These documents set out proposals for the use of land and policies to guide future development in order to help to deliver sustainable growth in Shropshire for the period up to 2026.

Shropshire Council is currently undertaking a Local Plan Review (LPR), which will;

- ◀ Allow for the consideration of updated information on development needs within the county
- ◀ Reflect changes to national policy and local strategies
- ◀ Extend the Plan period to 2038
- ◀ Provide a plan which will help to support growth and maintain local control over planning decisions during the period to 2038.

The Playing Pitch & Outdoor Sports Strategy (PPOSS) will be an evidence base document for the LPR. It will ensure that existing facilities are the most appropriate in terms of quantity, quality and location and consider how best to meet the additional needs generated by the planned housing and economic growth. Infrastructure priorities for the LPR are identified through the Local Plan Implementation Plan and its associated Place Plans. The Place Plans support the Implementation Plan by listing all the priorities, needs and aspirations on a place by place basis for Shropshire's communities. There are currently 18 Place Plans, one for each of the market towns in the county:

- | | |
|---------------------|-----------------------------|
| ◀ Albrighton | ◀ Ludlow |
| ◀ Bishop's Castle | ◀ Market Drayton |
| ◀ Bridgnorth | ◀ Minsterley and Pontesbury |
| ◀ Broseley | ◀ Much Wenlock |
| ◀ Church Stretton | ◀ Oswestry |
| ◀ Cleobury Mortimer | ◀ Shifnal |
| ◀ Craven Arms | ◀ Shrewsbury |
| ◀ Ellesmere | ◀ Wem |
| ◀ Highley | ◀ Whitchurch |

The Shropshire PPOSS will also take into consideration school provision, help mitigate any potential loss of playing field land identified in the LP and set out the need for provision based on housing growth.

The Playing Pitch & Outdoor Sports Strategy covers the period of 2019 – 2038, however, the Council has detailed plans to update the document in cohesion with any future refresh of its Local Plan Review (every five years). Please note the timeframe of when the Local Plan Review is updated may be prior to five years which would result in an earlier refresh of the PPOSS.

Shropshire Council Sports Development Team

The Sports Development Team aims is to encourage and enable everyone in Shropshire to benefit from participating in sport and physical activity. It does this by working in partnership with key agencies and local, regional and national providers to develop and improve opportunities for anyone to engage in sport regardless of ability.

SHROPSHIRE COUNCIL PLAYING PITCH & OUTDOOR SPORTS STRATEGY

In addition, it works in cohesion with Energize Shropshire and the neighbouring authority of Telford and Wrekin, to provide coaches with better support to help find the right coaching opportunities, to help with coach development opportunities, and to value and recognise the work that coaches do. Key roles for members of the Sports Development Team are:

- ✦ Increase the number of volunteers at community sports club.
- ✦ Assist clubs to achieve the Club Mark accreditation or the national governing body equivalent.
- ✦ Identify opportunities for school-age leaders to link to a club environment
- ✦ Link schools with sports coaches and support the transition of young people into community clubs.
- ✦ Support clubs and groups to write action plans that include continued development opportunities.
- ✦ Help clubs identify and apply to the right funding streams.
- ✦ Work with national governing bodies of sport and other partners to promote new opportunities and initiatives in Shropshire.

Shropshire Community Asset Transfer Policy²

Shropshire is one of the most sparsely populated rural counties in England, with around 94% of its area classified as rural.

As part of the Council's objective to strengthen local towns and villages, through working with the local Town or Parish Councils or the Voluntary Sector, it may enable the transfer of suitable land or buildings to a community group or organisation.

The Community Asset Transfer Policy sets out the Council's approach to Community Asset Transfer and provides information on organisations that can provide a wide range of advice for those groups who are keen to take on an asset to manage for the benefit of their local community. These groups can include Community Amateur Sports Clubs (CASC).

The Policy has been prepared in conjunction with representatives of the Voluntary and Community Sector Assembly and will help to support the Council's core objectives of encouraging our communities to flourish and making Shropshire a better place.

Shropshire Playing Fields Association

Shropshire Playing Fields Association (SPFA) provides advice and support to promote good practice and works to ensure that the importance of sport, play and leisure is recognised by policy makers, planners, and the public. The SPFA have three key objectives these are to:

- ✦ Protect against the loss of accessible outdoor sport, play and informal recreation facilities.
- ✦ Support the enhancement of existing outdoor facilities through improving their quality, design, accessibility, and management.
- ✦ Support the provision of new accessible facilities that are fit for purpose, to meet the demand across all local communities for participation in sport, play, leisure, and recreation now and in the future.

Over the years SPFA has worked on a voluntary basis across all sports offering an independent voice, by lobbying decision makers on a wide number of issues and practical cases. It is supportive of the idea of an outdoor playing pitch strategy.

² <https://www.shropshire.gov.uk/media/6275/cat-policy-21-jun-17.pdf>

1.4: Stage B: Gather information and views on the supply of and demand for provision

A clear picture of supply and demand for outdoor sports facilities in Shropshire needs to be provided to include an accurate assessment of quantity and quality. This is achieved through consultation with key stakeholders to ensure that they inform the subsequent strategy. It informs current demand, adequacy, usage, future demand and strategies for maintenance and investment for outdoor sports facilities.

Gather supply information and views – an audit of playing pitches

PPS guidance uses the following definitions of a playing pitch and playing field. These definitions are set out by the Government in the 2015 'Town and Country Planning (Development Management Procedure) (England) Order'.³

- ◀ ***Playing pitch*** – a delineated area which is used for association football, rugby, cricket, hockey, lacrosse, rounders, baseball, softball, American football, Australian football, Gaelic football, shinty, hurling, polo or cycle polo.
- ◀ ***Playing field*** – the whole of a site of at least 0.2ha or more which encompasses at least one playing pitch.

³. www.sportengland.org>Facilities and Planning> Planning Applications

SHROPSHIRE COUNCIL

PLAYING PITCH & OUTDOOR SPORTS STRATEGY

Although the statutory definition of a playing field sets out a minimum size, this PPS takes into account smaller sized sites that contribute to the supply side, for example, a site containing a mini 5v5 football pitch. This PPS counts individual grass pitches (as a delineated area) as the basic unit of supply. The definition of a playing pitch also includes artificial grass pitches (AGPs).

As far as possible the assessment report aims to capture all of the outdoor sports facilities within Shropshire. However, there may be instances, for example, on school sites, where access was not possible and has led to omissions within the report (although facilities at sites not accessed are still included within the PPS where provision is known to exist from other data sources). Where pitches have not been recorded within the report they remain as pitches and for planning purposes continue to be so. Furthermore, exclusions of a pitch does not mean that it is not required from a supply and demand point of view.

Quantity

Where known, all outdoor sports facilities are included irrespective of ownership, management and use. Sites were initially identified using Sport England's Active Places web based database, with the Council and NGBs supporting the process by checking and updating this initial data. This was also verified against club information supplied by local leagues.

For each site, the following details were recorded in the project database:

- ◀ Site name, address (including postcode) and location
- ◀ Ownership and management type
- ◀ Security of tenure
- ◀ Total number, type and quality of outdoor sports facilities

Accessibility

Not all outdoor sports facilities offer the same level of access to the community. The ownership and accessibility of provision also influences actual availability for community use. Each site is assigned a level of community use as follows:

- ◀ **Community use** - pitches in public, voluntary, private or commercial ownership or management (including education sites) recorded as being available for hire and currently in use by teams playing in community leagues.
- ◀ **Available but unused** - pitches that are available for hire but are not currently used by teams which play in community leagues; this most often applies to school sites but can also apply to sites which are expensive to hire.
- ◀ **No community use** - pitches which as a matter of policy or practice, are not available for hire or used by teams playing in community leagues. This should include professional club pitches along with some semi-professional club pitches, where play is restricted to the first or second team.
- ◀ **Disused** – sites that are not being used at all by any users and are not available for community hire either. Once these sites are disused for five or more years they will then be categorised as 'lapsed sites'.
- ◀ **Lapsed** - last known use was as a playing field more than five years ago. These fall outside of Sport England's statutory remit but still have to be assessed using the criteria in paragraph 97 of the National Planning Policy Framework and Sport England would nonetheless challenge a proposed loss of playing pitches/playing field which fails to meet such criteria. It should be emphasised that the lawful planning use of a lapsed site is still that of a playing field.

SHROPSHIRE COUNCIL

PLAYING PITCH & OUTDOOR SPORTS STRATEGY

In addition, there should be a good degree of certainty that the pitch will be available to the community for at least the following three years. A judgement is made based on the information gathered and a record of secured or unsecured community use put against each site.

Quality

The capacity of provision to regularly provide for competitive play, training and other activity over a season is most often determined by their quality. As a minimum, the quality and therefore the capacity of provision affects the playing experience and people's enjoyment of a sport. In extreme circumstances it can result in a facility being unable to cater for all or certain types of play during peak and off-peak times.

It is not just the quality itself which has an effect on its capacity but also the quality, standard and range of ancillary facilities. The quality of both the outdoor sports facility and ancillary facilities will determine whether provision is able to contribute to meeting demand from various groups, and for different levels and types of play.

The quality of all outdoor sports facilities identified in the audit and the ancillary facilities supporting them are assessed regardless of ownership, management or availability. Along with capturing any details specific to the individual facilities and sites, a quality rating is also recorded within the audit for each. These ratings are used to help estimate the capacity to accommodate competitive and other play within the supply and demand assessment.

In addition to undertaking non-technical assessments (using the templates provided within the guidance and as determined by NGBs), users and providers were also consulted on the quality and in some instances the quality rating was adjusted to reflect this.

Gather demand information and views

Presenting an accurate picture of current demand for outdoor sports facilities (i.e. recording how and when provision is used) is important when undertaking a supply and demand assessment.

Demand for outdoor sports facilities in Shropshire tends to fall within the following categories:

- ◀ Organised competitive play
- ◀ Organised training
- ◀ Informal play

Current and future demand for outdoor sports facilities is presented on a sport by sport basis within the relevant sections of this report.

In addition, unmet, latent, imported and exported demand for provision is also identified within each section. Unmet demand is existing demand that is not getting access to pitches. It is usually expressed, for example, when a team is already training but is unable to access a match pitch, or when a league has a waiting list due to a lack of pitch provision, which in turn is hindering the growth of the league.

In comparison latent demand is defined as the number of additional teams that could be fielded if access to a sufficient number of outdoor sports facilities (and ancillary provision) was available, whereas exported and imported demand refers to those that are playing outside of their local authority area of choice.

SHROPSHIRE COUNCIL

PLAYING PITCH & OUTDOOR SPORTS STRATEGY

A variety of consultation methods were used to collate such demand information. Firstly, face to face consultation was carried out with key clubs from each sport, thus allowing for the collection of detailed demand information and an exploration of key issues to be interrogated and more accurately assessed. For all remaining clubs, an online survey (converted to postal if required) was utilised.

Local sports development officers, county associations and regional governing body officers advised which of the clubs to include in the face to face consultation and Sport England was also included within the consultation process prior to the project commencing. Issues identified by clubs returning questionnaires were followed up by telephone or face to face interviews.

As key providers and users of outdoor sports facilities, educational establishments were also consulted. This involved face to face meetings with secondary schools and colleges and an online survey being sent to primary schools, special schools and independent schools.

Future demand

Alongside current demand, it is important for a PPOSS to assess whether the future demand for playing pitches can be met. Using ONS population projections and proposed housing growth, as well as likely participation growth informed through consultation, an estimate can be made of the likely future demand for playing pitches.

It should be noted that housing growth scenarios will be considered in the proceeding Strategy & Action Plan document. Figures used for these scenarios will be prompted by the Local Plan Review and identify, using the Sport England New Development Playing Pitch Calculator (NDC), the likely demand generated for pitch sports based on housing increases.

Team generation rates are used to provide an indication of how many people it may take to generate a team (by gender and age group) in order to help estimate the change in demand for pitch sports that may arise from any population change. Future demand for pitches is calculated by adding the percentage increases to the population increases in each analysis area. This figure is then applied to the team generation rates and is presented on a sport by sport basis.

Other information sources that were used to help identify future demand, especially for non-pitch sports (where team generation rates are not applicable) include:

- ◆ Recent trends in the participation.
- ◆ The nature of the current and likely future population and their propensity to participate.
- ◆ Feedback from clubs on their plans to develop additional teams / attract additional members.
- ◆ Any local and NGB specific sports development targets (e.g. increase in participation).

Population growth

The current resident population in Shropshire is 317,464⁴. By 2038 (the period to which this assessment projects population based future demand, in line with the Local Plan Review) the Authority's population is projected to increase to 336,058 representing an increase of 18,594 (or equivalent to a percentage increase of 5.8%) according to Mid 2017 ONS data.

⁴Source: ONS Mid 2017 Population Estimates for Lower Layer Super Output Areas in England and Wales by Single Year of Age and Sex

SHROPSHIRE COUNCIL

PLAYING PITCH & OUTDOOR SPORTS STRATEGY

1.5: Stage C: Assess the supply and demand information and views

Supply and demand information gathered is used to assess the adequacy of playing pitch provision in Shropshire. It focuses on how much use each site could potentially accommodate (on an area by area basis) compared to how much use is currently taking place.

Understand the situation at individual sites

Qualitative pitch ratings are linked to a pitch capacity rating derived from NGB guidance and tailored to suit a local area. The quality and use of each pitch is assessed against the recommended pitch capacity to indicate how many match equivalent sessions per week (per season for cricket) a pitch could accommodate.

This is compared to the number of matches actually taking place and categorised as follows, to identify:

Potential spare capacity: Play is below the level the site could sustain.	
At capacity: Play is at a level the site can sustain.	
Overused: Play exceeds the level the site can sustain.	

As a guide, the FA, RFU and the ECB have set a standard number of matches that each grass pitch type should be able to accommodate without adversely affecting its quality.

Table 1.4: Capacity of playing pitches

Sport	Pitch type	No. of match equivalent sessions		
		Good	Standard	Poor
Football	Adult pitches	3 per week	2 per week	1 per week
	Youth pitches	4 per week	2 per week	1 per week
	Mini pitches	6 per week	4 per week	2 per week
Rugby union*	Natural Inadequate (D0)	2 per week	1.5 per week	0.5 per week
	Natural Adequate (D1)	3 per week	2 per week	1.5 per week
	Pipe Drained (D2)	3.25 per week	2.5 per week	1.75 per week
	Pipe and Slit Drained (D3)	3.5 per week	3 per week	2 per week
Cricket	One grass wicket	5 per season	4 per season	0 per season
	One synthetic wicket	60 per season	60 per season	60 per season

For other grass pitch sports (e.g. rugby league), no guidelines are set by the NGBs although it can be assumed that similar principles should be followed.

The above does not apply to hockey as there is no limit to how often an AGP can be used, with capacity instead limited by availability and current usage levels. A pitch without floodlighting or capacity restrictions can generally be accessed for four matches during one day.

For all remaining non-pitch sports (i.e. bowls, tennis and netball) potential capacity is evaluated on a site by site basis following consultation and site assessments.

Develop the current picture of provision

Once capacity is determined on a site by site basis, actual spare capacity is calculated on an area by area basis via further interrogation of temporal demand. Although this may have been identified, it does not necessarily mean that there is surplus provision. For example, spare capacity may not be available when it is needed or the site may be retained in a 'strategic reserve' to enable pitch rotation to reduce wear and tear.

Capacity ratings assist in the identification of sites for improvement/development, rationalisation, decommissioning and disposal.

Identify the key findings and issues

By completing Steps 1-5 it is possible to identify several findings and issues relating to the supply, demand and adequacy of outdoor sports provision in Shropshire. This report seeks to identify and present the key findings and issues prior to development of the Strategy and Action Plan for the Authority and the subsequent Strategy document.

Develop the future picture of provision (scenario testing)

Modelling scenarios to assess whether existing provision can cater for unmet, latent, exported and future demand is made after the capacity analysis. This will also include, for example, removing sites with unsecured community use to demonstrate the impact this would have if these sites were to be decommissioned in the future.

The majority of the scenario testing generally occurs in the strategy reports that proceed this document and therefore does not form part of the Assessment Report.

PART 2: FOOTBALL

2.1: Introduction

The organisation primarily responsible for the development of football in Shropshire is Shropshire FA. It is also responsible for the administration, in terms of discipline, rules and regulations, cup competitions and representative matches, development of clubs and facilities, volunteers, referees, coaching courses and delivering national football schemes.

This section of the report focuses on the supply and demand for grass football pitches. Part 3 captures supply and demand for third generation pitches (3G pitches) which are the preferred AGP (artificial grass pitch) surface type for football. In future, it is anticipated that there will be a growing demand for the use of 3G pitches for competitive football fixtures, especially to accommodate mini and youth football.

Local Football Facility Plans (LFFPs)

To support in delivery of both the current and superseding FA National Games Strategy (NGS), the FA has commissioned a nationwide consultancy project. Over the course of the next two years to Spring, a Local Football Facility Plan (LFFP) will be produced for every local authority across England. Each plan will be unique to its area as well as being diverse in its representation.

The LFFP is strategically aligned to the National Football Facilities Strategy (NFFS); a 10-year plan to change the landscape of football facilities in England. The NFFS represents a major funding commitment from the national funding partners (the FA, Premier League, DCMS and the Football Foundation) to inform and direct an estimated one billion pounds of investment into football facilities over the next ten years.

Each LFFP will build upon PPS findings (where present and current) regarding the formal and affiliated game, to also include strategic priorities for investment across small sided football (recreational and informal including indoors). The LFFP will also incorporate consultation with groups outside of formal football, as well as under-represented communities. This could include those which may be key partners with regards to football for behavioural change and groups which may be key drivers of FA NGS priorities around participation in the likes of women and girls' football, disability football and futsal.

LFFPs will identify key projects to be delivered and act as an investment portfolio for projects that require funding.

It is important to recognise that the LFFP is an investment portfolio of priority projects for potential investment - it is not a detailed supply and demand analysis of all pitch provision in a local area. Consequently, it cannot be used in place of a PPS and is not an accepted evidence base for site change of use or disposal. A LFFP will, however, build on available/existing local evidence and strategic plans and may adopt relevant actions from a PPS and/or complement these with additional investment priorities.

The LFFP for Shropshire was produced in 2018 and identifies priority projects for investment. As an investment portfolio, the LFFP is not a detailed supply and demand analysis of all pitch provision in a local area.

As a result, the LFFP will need updating in line with findings from the 2019 Playing Pitch Strategy in due course.

SHROPSHIRE COUNCIL

PLAYING PITCH & OUTDOOR SPORTS STRATEGY

Consultation

In addition to face-to-face consultation with key football clubs, an electronic survey was sent to all clubs playing within Shropshire. Contact details were provided by Shropshire County FA and the invitation to complete the survey was distributed via email. Through both face to face meetings, telephone interviews and survey responses, a 67% team response rate was achieved (318 teams out of 476). Although this is slightly below the recommended response rate of 75% most key clubs responded to consultation with the majority of those not responding being one or two team clubs. Face to face consultation was carried out with the following eight clubs:

- ◆ AFC Bridgnorth Spartans FC
- ◆ Albrighton FC
- ◆ Market Drayton Town FC
- ◆ Oswestry Boys & Girls Club
- ◆ SAHA FC
- ◆ Shawbury United FC
- ◆ Shawbury United Juniors FC
- ◆ Shifnal Town FC

It should be noted that information gathered from consultation with parish and town councils in addition to consultation from the Shropshire LFFP (2018) was used to inform this section. These include but are not limited to Worthen Juniors FC, Whitchurch Town Council, Market Drayton Town Council, Market Drayton Sports Association, Church Stretton Town Council and Bayston Hill Parish Council.

2.2: Supply

The audit identifies a total of 283 grass football pitches within Shropshire across 116 sites. Of these, 243 pitches are available (as seen in the table below), at some level, for community use across 100 sites.

All unavailable pitches are either located at education, MOD/HMP sites or Shrewsbury Town FC Sundorne Castle Training Ground.

As can be seen below, most of the community available pitches (37%) are in the Central Analysis Area (91 pitches), whereas comparatively few pitches are in the remaining analysis areas, with the South Analysis Area containing just 10 pitches.

Table 2.1: Summary of grass football pitches available to the community

Analysis area	Available for community use					Totals
	Adult	Youth 11v11	Youth 9v9	Mini 7v7	Mini 5v5	
Central	34	17	15	14	11	91
North East	12	7	7	6	4	36
North West	15	5	5	4	2	31
South	3	1	1	5	-	10
South East	29	7	10	7	7	60
South West	9	1	2	2	1	15
Total	102	38	40	38	25	243

SHROPSHIRE COUNCIL PLAYING PITCH & OUTDOOR SPORTS STRATEGY

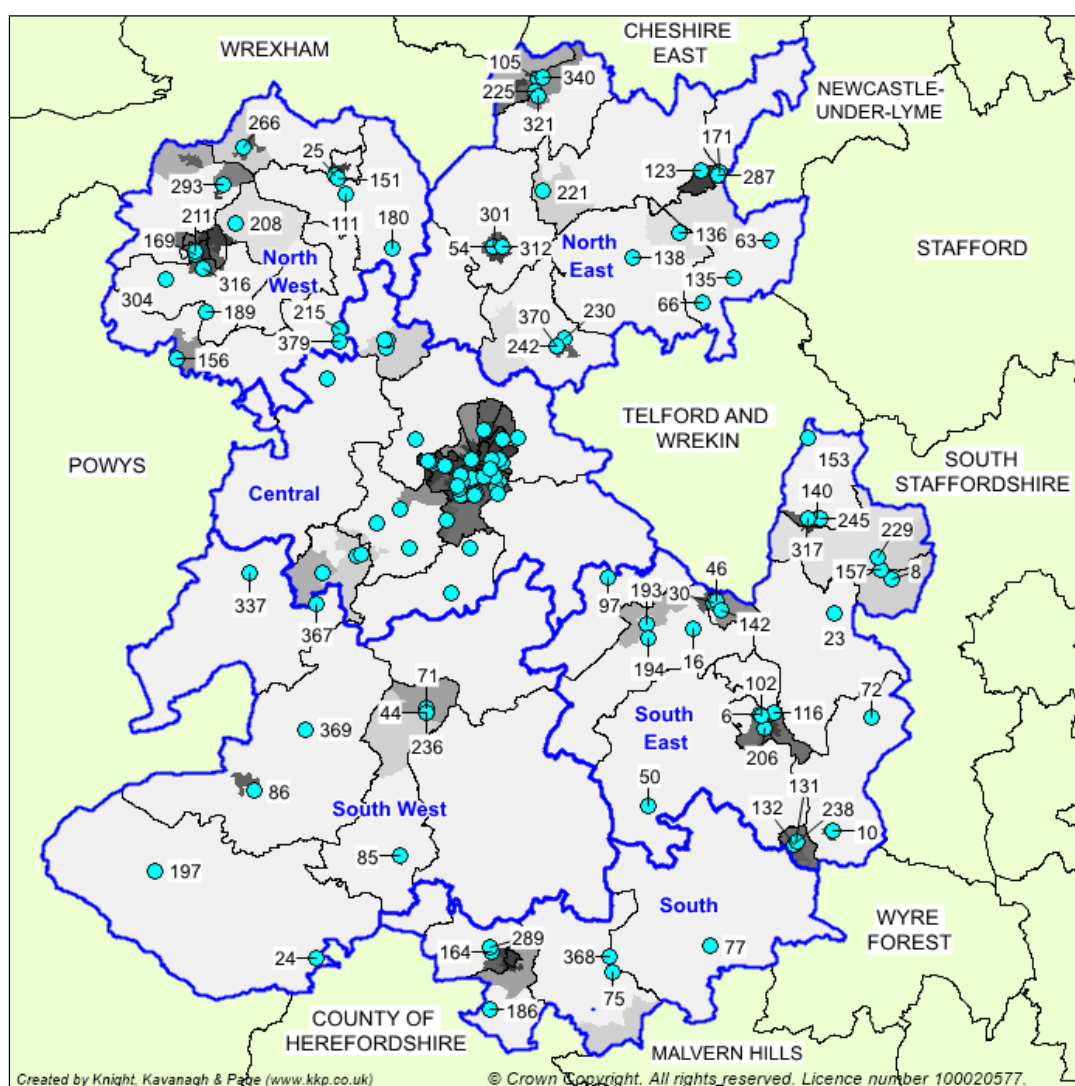
Most available pitches across Shropshire are adult size (102 pitches) which is, in part, due to youth 11v11 teams playing on adult pitches. This is not ideal for youth players at U13-U16 level and is not in line with the FA Youth Review. Just 38 available pitches are youth 11v11 sized representing 16% of the available supply in Shropshire which is comparable in relation to the proportion of youth teams (158 teams – 33% of all teams) which should be playing matches on this sized pitch.

In accordance with the FA Youth Review, U17 and U18 teams can play on adult pitches. The FA's recommended pitch size for adult football is 100x64 metres. Please refer to the table overleaf for more detail.

Table 2.2: Recommended pitch sizes

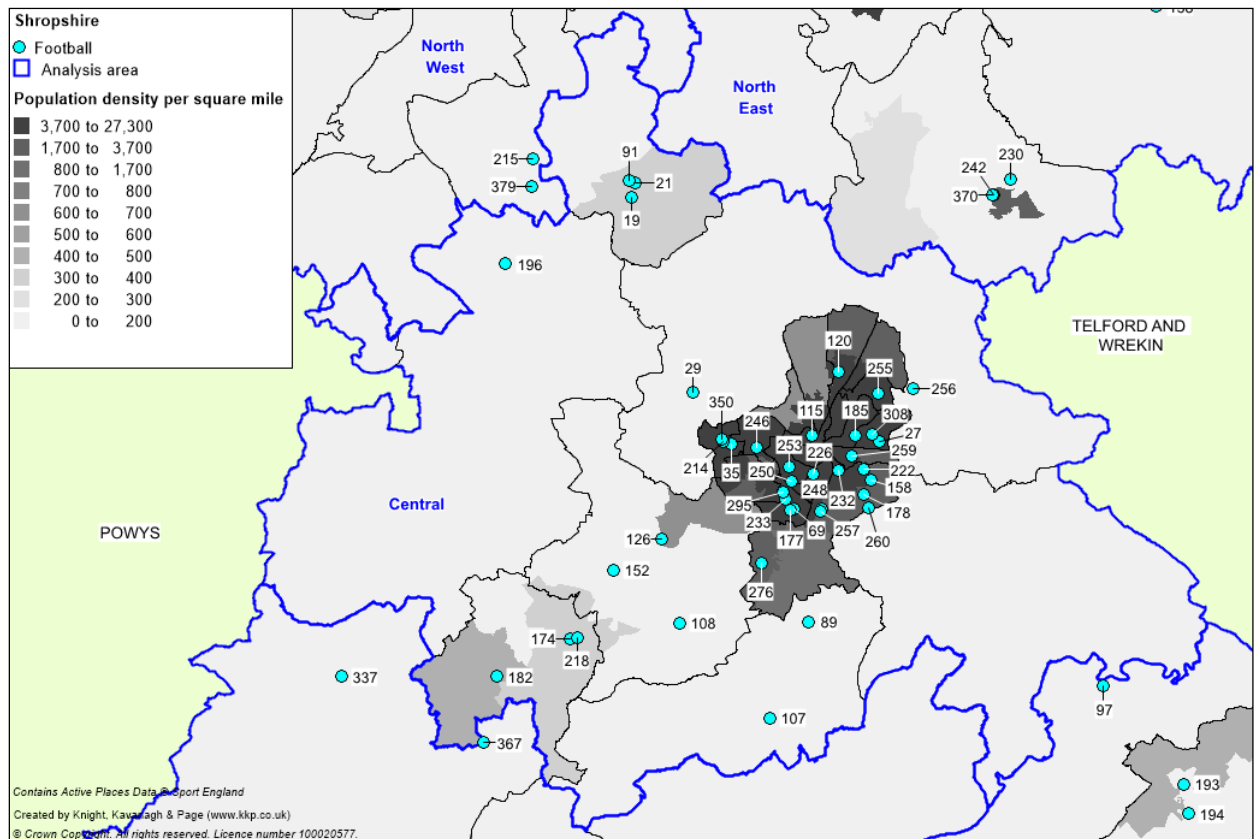
Format	Age group	Recommended pitch size (metres)
Adult	U17s+	100 x 64
Youth 11v11	U15s-U16s	91 x 55
	U13s-U14s	82 x 50
Youth 9v9	U11s-U12s	73 x 46
Mini 7v7	U9s-U10s	55 x 37
Mini 5v5	U7s-U8s	37 x 27

Figure 2.1: Location of football pitches in Shropshire



SHROPSHIRE COUNCIL PLAYING PITCH & OUTDOOR SPORTS STRATEGY

Figure 2.2: Location of football pitches in Shropshire (Central)



SHROPSHIRE COUNCIL

PLAYING PITCH & OUTDOOR SPORTS STRATEGY

Informal pitches

There are some sites identified that do not have formal football pitches marked out but could have the capacity to provide pitches if required. Many of these contain a solitary goalpost or goalposts of an unofficial size and are often not marked out or maintained for football use and are as follows:

- | | |
|---|--|
| ◀ Brompton Playing Field: Berrington PC (Shrewsbury) | ◀ Linney Park (Ludlow) |
| ◀ Clockmills (Albrighton) | ◀ Wheeler Road (Ludlow) |
| ◀ Clun Memorial Hall and Playing Fields (Bishop's Castle) | ◀ Norton Play Area (Bridgnorth) |
| ◀ Daffodil Lane Recreation Ground (Bishops' Castle) | ◀ Porthywaen Playing Fields (Oswestry) |
| ◀ Ditton Priors Parish Football Pitch (Bridgnorth) | ◀ Rushbury Village Hall (Church Stretton) |
| ◀ Doctors Meadow (Oswestry) | ◀ Tedsmore Road Football Pitch (West Felton) |
| ◀ Kinnerley Football Pitch (Oswestry) | ◀ The Leasowes Ford (Shrewsbury) |

Lapsed/disused provision

Playing fields which have previously accommodated formal pitch provision are categorised as either disused or lapsed. A disused site is a playing field which is not being used at all by any users and is not available for community hire either. Once these sites are disused for five or more years they will then be categorised as 'lapsed sites'.

As mentioned, a lapsed site was as a playing field more than five years ago. These fall outside of Sport England's statutory remit but still have to be assessed using the criteria in paragraph 97 of the National Planning Policy Framework and Sport England would nonetheless challenge a proposed loss of playing pitches/playing field which fails to meet such criteria.

Disused provision

Shrewsbury Town Council reports it has three sites which it currently is not marking out for football, however, will reinstate them if the relevant demand arises. These sites are Kynaston Road Recreation Ground (one adult pitch), Waincott Recreation Ground (one youth 11v11) and Stanley Recreation Ground (one mini 7v7).

The Town Council also has ambitions to reinstate an adult pitch at Greenfields Recreation Ground. If successful it would use any funds to address the undulating surface in addition to improving the quality of onsite ancillary provision.

Lapsed provision

Ironbridge Power Station (South East Analysis Area) is identified as a strategic site for having potential to contribute to achieving the aspirations of the Economic Growth Strategy for Shropshire, albeit it is situated on the border with the neighbouring authority of Telford & Wrekin. The site was purchased in 2018 by the Haworth Group with its emerging proposal of the site involving a mixed development including but not limited to around 1,000 houses, employment land, retirement village, local services, leisure facilities and significant areas of green infrastructure.

SHROPSHIRE COUNCIL PLAYING PITCH & OUTDOOR SPORTS STRATEGY

The site is a disused sports field that previously accommodated two adult football pitches and a five wicket grass cricket square, in addition to a poor quality clubhouse. The Haworth Group reports this area is proposed to be retained as part of the above mentioned masterplan.

Although not included in the Playing Pitch & Outdoor Sports Strategy it should be noted that there is also a small disused golf course on the site. The future of this provision is unknown; however, the initial masterplan indicates this will remain as open green space.

Weston Rhyn Recreation Ground (Oswestry) used to accommodate a adult pitch for the demand of Weston Ryhn FC. The Club folded in 2014 with this being when the pitch was last formally marked.

There is one lapsed adult pitch located on Worthington Drive (Albrighton). It is unknown when the pitch was last actively used, however, satellite imagery indicates it was last formally marked circa 2000. The land appears to be owned by Severn Trent Water.

In addition, there are lapsed football pitches at Shrewsbury Colleges (Former Wakeman School Site) and Harlescott Junior School. Based on satellite imagery the former site was last formally used circa 2010 and accommodated one adult pitch. The latter site was also last formally marked out circa 2010 however this accommodated two mini 7v7 and one mini 5v5 pitch. Anecdotal evidence suggests the School still uses the playing field for its curricular and extra curricular demand but only marks out pitches on an ad hoc basis.

Future provision

Shrewsbury Town in the Community (STinC) has submitted plans to convert the grass adult pitch located behind Shrewsbury Town Football Club's stadium to a 3G pitch. This proposed full size 3G pitch, as well as the small size 3G pitches at Shrewsbury in the Community Football Hub, will be used primarily by STinC to meet its demand in addition to three partner clubs. The Football Foundation reports a funding application is to be submitted in due course.

Shrewsbury Town Council is currently undertaking qualitative improvements to Radbrook Recreation Ground. The Council has levelled and drained the site and indicates it will be usable for the start of the 2020 season. The site previously accommodated a youth 11v11 pitch, however, it reports being open to options moving forward on what type of football takes place on the site. Based on satellite imagery the site has enough of a footprint to accommodate a youth 11v11 and a youth 9v9 pitch, but this is if the entire site is usable.

The Council has a productive working relationship with SAHA FC, which rents most of its football sites to accommodate its 27 teams. It is open to discuss with the Club its requirements for next season and mark out pitches accordingly. It should be noted that the Council indicates a perception that residents surrounding Radbrook Recreation Ground do not want the site to be used for adult football due to perceived negativity with that particular age group.

Shifnal Town FC reports it is in the process of redeveloping its home ground Shifnal Town FC (The Acoustaford Stadium). The Club is in dialogue with Shropshire FA and Football Foundation regarding a phased approach to developing the site. Initially the priority is improving the clubhouse and changing rooms with the potential second phase being the creation of a full size 3G pitch which both the Club and adjacent school (Idsall School) would be able to utilise.

Shawbury United FC indicates the lack of a central 'home venue' has restricted its potential growth as the Club is using several sites to meet its senior, youth and mini demand. It also indicates the poor quality of the pitches it currently accesses at these sites, in addition, to the lack of ancillary provision, is also limiting its development.

SHROPSHIRE COUNCIL PLAYING PITCH & OUTDOOR SPORTS STRATEGY

It should be noted that due to a lack of suitable provision within its locality, the Club's Step 6 football team has to travel approximately 37 to 43 miles to The Ludlow Stadium to play its fixtures.

SHROPSHIRE COUNCIL

PLAYING PITCH & OUTDOOR SPORTS STRATEGY

As a result, it has obtained a 99 year lease from a private landowner on a piece of land it aspires to develop as a home site. It indicates it has some finances available to put towards grant funding application, however, if it cannot find a potential way of obtaining the remaining funds (through grant bids) by June 2020 the lease on the site will be relinquished.

The initial plans for the new site include one 5v5, one 7v7, one 9v9, training area and two adult pitches both of which are suitable for Step 6 football (Floodlit). It also has aspirations for an onsite clubhouse/hospitality to service the grass pitches and make one of the adult pitches a 3G surface. However, it understands that the latter may not be financially viable. Any potential funding available to the Club to develop the site would be based on levels of finances available for it at the time of application. It is recommended, to increase its chances of success that the Club looks to extend its agreement past June.

Through consultation Church Stretton TC and Condover, Hadnall, Cockshutt cum Petton, Woore, Sheriffhales and Great Ness & Little Ness parish councils all report plans to develop new or existing outdoor facilities within their localities. Further, all report sport and activity to be key themes within their neighbourhood plans.

Market Drayton Town FC reports Greenfields Sports Ground has been identified in the Neighbourhood Local Plan for potential housing development. The site is leased from Market Drayton Town Council to the Market Drayton Sports Association which consists of Market Drayton Town FC, Market Drayton Tigers FC, Market Drayton RFC and Market Drayton TC. Each club has its own clubhouse and utilise their own pitch provision to accommodate demand.

For Market Drayton Town FC this equates to one floodlit adult pitch and relevant Step 4 ancillary provision, one floodlit junior pitch (which is used primarily for training demand along with Market Drayton RFC). Whereas Market Drayton Tigers FC use one youth 11v11, one youth 9v9, one mini 7v7 and one mini 5v5 pitch. Market Drayton Town FC and Market Drayton Tigers FC do not share any pitch or ancillary provision.

The proceeding Strategy & Action Plan document will identify the extent of mitigation required if the site were to be lost for housing.

A part of playing field land, which accommodates two adult football pitches, at Church Stretton School has been identified for potential development. It should be noted that this is only in preliminary stages with no in depth analysis taken place to date, however, if the site was lost it would be subject to appropriate mitigation secured to address the loss in line with the National Planning Policy Framework Paragraph 97 and Sport England's Playing Field Policy.

Albrighton FC has ambition to obtain additional land to create more pitches in order to grow. It is searching for potential sites in its locality where it can create provision for its mini and youth teams. It has identified the lapsed pitch on Worthington Drive as a potential location, however, the piece of land is of particular poor quality and would require substantial levels of maintenance for it to become usable. In addition, it is unsure of the landowner (potentially Severn Trent Water).

SHROPSHIRE COUNCIL

PLAYING PITCH & OUTDOOR SPORTS STRATEGY

Pitch quality

The quality of football pitches across Shropshire have been assessed via a combination of site visits (using non-technical assessments as determined by the FA⁵) and user consultation to reach and apply an agreed rating as follows:

- ◀ Good
- ◀ Standard
- ◀ Poor

The percentage parameters used for the non-technical assessments were as follows: Good (>80%), Standard (50-80%), Poor (<50%). The final quality ratings assigned to the sites also take into account the user quality ratings gathered from consultation.

Pitch quality primarily influences the carrying capacity of a site; often pitches lack the drainage and maintenance necessary to sustain levels of use. Pitches that receive little to no ongoing repair or post-season remedial work are likely to be assessed as poor, therefore limiting the number of games they are able to accommodate each week without it having a detrimental effect on quality. Conversely, well maintained pitches that are tended to regularly are likely to be of a higher standard and capable of taking a number of matches without a significant reduction in surface quality.

The table below summarises the quality of pitches that are available for community use in Shropshire. In total, 52 pitches are assessed as good quality, 93 as standard quality and 98 as poor quality.

Table 2.3: Pitch quality assessments (community use pitches)

Analysis area	Adult pitches			Youth pitches			Mini pitches		
	Good	Standard	Poor	Good	Standard	Poor	Good	Standard	Poor
Central	7	18	9	7	19	6	6	10	9
North East	2	5	5	2	8	4	1	5	4
North West	7	2	6	2	5	3	1	5	-
South	2	-	1	1	-	1	3	-	2
South East	10	7	12	-	4	13	-	1	13
South West	1	2	6	-	-	3	-	2	1
Total	29	34	39	12	36	30	11	23	29

Most pitches (40%) are assessed as poor quality and are generally located at education, parish or town council sites. These sites often receive limited amounts of dedicated maintenance due to budgetary restraints with often pitches only receiving grass cutting and line marking.

This being said, it should be acknowledged that adult pitches have a fairly even spread between good (29.5%), standard (30.5%) and poor quality (41%). Comparatively youth and mini pitches have a higher percentage of standard and poor quality pitches with only 15% of youth and 18% of mini pitches assessed as good quality.

In addition, education pitches are heavily used for community, curricular and extracurricular activities meaning they have less time to remediate, whereas, parish and town council pitches are open to the public and suffer from dog fouling and unauthorised usage.

⁵ See Appendix 3 for the non-technical assessment for football pitches

SHROPSHIRE COUNCIL

PLAYING PITCH & OUTDOOR SPORTS STRATEGY

Specific comments relating to the pitch conditions at individual sites can be seen in the table below. These are either taken from club consultation or recorded during the site assessments.

Table 2.4: Summary of pitch quality comments

Analysis area	Place plan	Site ID	Site name	Club name	Comments
Central	Shrewsbury	21	Baschurch Village Hall Pitches	Baschurch FC	Pitches suffer from limited amounts of maintenance in addition to issues with dog fouling.
Central	Shrewsbury	35	Boiler House Pitch	Bull in the Barne FC	There is a need to improve the size of the pitch and quality of line markings and grass cutting.
Central	Shrewsbury	158	London Road Sports Centre	Shrewsbury Up and Comers FC	Pitches are maintained to a good quality with staff member extremely helpful.
Central	Shrewsbury	178	Mereside Church of England Primary School	Meresiders FC	Pitches are overused and do not have time to remediate.
Central	Shrewsbury	255	Shrewsbury Sports Village	Shrewsbury Juniors FC	Pitches are extensively used in addition to issues with dog fouling and vandalism.
North East	Wem	242	Shawbury Recreation Ground	Shawbury United Junior FC	Pitch is poor quality due to issues with limited maintenance and dog fouling.
North East	Wem	370	Shawbury Junior Football Club (Ponyton)	Shawbury United Junior FC	Pitches are poor quality due to issues with limited maintenance and poor drainage. Site was recently agricultural land.
North West	Ellesmere	25	Beech Grove Playing Fields	Ellesmere Rangers FC	Pitches suffer from poor drainage and dog fouling (apart from the 1 st team pitch).
North West	Oswestry	156	Llanymynech Village Hall	Llanymynech Juniors FC	Pitches suffer from limited maintenance meaning they easily become waterlogged. Also issues with mole hills.
North West	Oswestry	208	Oswestry Boys & Girls Football Club	Oswestry Boys & Girls FC	Pitches drain poorly and suffer from waterlogging.
North West	Oswestry	266	St Martins Playing Field	St Martins FC	The Club reports the pitch drains poorly even in moderate rainfall.
South	Ludlow	289	The Ludlow Stadium	Ludlow FC / Ludlow Town Juniors FC	Pitches are maintained to a good quality with no particular issues identified.
South East	Bridgnorth	116	Friars Playing Fields (Unattached Playing Fields)	Bridgnorth Town Junior FC	Pitches are poorly maintained and have drainage issues leading to most games throughout the winter being postponed.
South East	Bridgnorth	206	Oldbury Wells School	AFC Bridgnorth Spartans FC	Pitches are poorly maintained and have issues with water retention.

SHROPSHIRE COUNCIL PLAYING PITCH & OUTDOOR SPORTS STRATEGY

Analysis area	Place plan	Site ID	Site name	Club name	Comments
South East	Shifnal	140	Idsall Sports Centre	Idsall Rangers / Shifnal Town FC	Pitches are poorly maintained with issues such as waterlogging.
South East	Shifnal	317	Wheatfield Drive Recreation Ground	Shifnal Town FC	Pitches are poorly maintained with issues such as waterlogging.
South West	Church Stretton	236	Russels Meadow Ground	Church Stretton Magpies FC	Pitches suffer from limited amounts of maintenance in addition to issues with dog fouling.

FA Pitch Improvement Programme (PIP)

With quality of grass pitches becoming one of the biggest influences on participation in football, the FA has made it a priority to work towards improving quality of grass pitches across the country. This has resulted in the creation of the FA Pitch Improvement Programme (PIP). As part of this, grass pitches identified as having quality issues undergo a pitch inspection from a member of the Ground Management Association (GMA) formally known as the Institute of Groundsmanship (IOG).

Following a PIP report, clubs can work towards the recommended dedicated maintenance regime identified in order to improve the quality of their pitches. Clubs can also utilise the report as an evidence base to acquire potential funding streams to obtain the relevant equipment maintenance equipment.

Two sites in Shropshire have received an assessment as part of the PIP process which are summarised as follows:

Beech Grove Playing Fields - Ellesmere Rangers FC (30/03/2020)

- ✦ The report was produced on the basis of evidence provided by the Club and is only for guidance purposes.
- ✦ Machinery being used to maintain provision is of the poorer quality within serious issues such as oil leaks.
- ✦ As a result, there is an urgent need to acquire new equipment to replace the mowing machinery.
- ✦ The Club should liaise with Shropshire FA and FF for potential funding options.
- ✦ Main pitch maintenance should include aeration, selective weed killing, fertilising and overseeding, some of which the Club is already carrying out.

Shrewsbury Sports Village (28/01/2020)

- ✦ The report was produced on the basis of evidence provided by the Club and is only for guidance purposes.
- ✦ Due to the lack of information of pitch utilisation the following conclusions were made based on evidence provided.
- ✦ Ensure mowing regimes match peak growth especially May/June and ensure more than 30% of the leaf is removed.
- ✦ Grass height should be maintained at 35mm to 40mm.
- ✦ Pitches should be treated with herbicide in May each year and high areas of use should be repaired using top soil or a sand soil rootzone.
- ✦ Overseeding within budget, aeration in the Autumn before Winter and monthly slitting.

SHROPSHIRE COUNCIL PLAYING PITCH & OUTDOOR SPORTS STRATEGY

For a full breakdown of quality ratings at each site, please refer to Table 2.12.

Local Football Facility Plan (LFFP) 2018

The LFFP for Shropshire identified key sites considered a priority to improve, with these selected based on the rationale of identifying sites that are the poorest in quality and that are the best utilised, or that have the greatest potential for increased utilisation following quality enhancements. Emphasis is on sites with three or more pitches, although scope exists for the inclusion of smaller sites if they are deemed to be strategically important.

The following sites were identified for pitch improvements:

- ◀ Crown Meadow
- ◀ Lea Cross Pitches

Both of these sites have also been identified, as part of the 2019 PPS consultation, for quality improvements by current users.

Ancillary facilities

The quality of ancillary facilities across Shropshire has been assessed via a combination of site visits and user consultation to reach and apply an agreed rating as follows:

- ◀ Good
- ◀ Standard
- ◀ Poor

Ancillary facility ratings are primarily influenced by the type of amenities which are available on a site accompanied by their quality, such as a clubhouse, changing rooms, showering provision, car parking, dedicated official and spectator facilities and boundary fencing. The table below identifies the findings for football sites that are actively utilised for football across Shropshire.

Table 2.5: Summary of community available ancillary facility quality at football sites

Analysis area	Place plan	Site ID	Site name	Ancillary provision quality
Central	Pontesbury & Minsterley	152	Lea Cross Pitches	Poor
Central	Pontesbury & Minsterley	182	Minsterley Playing Fields	N/A
Central	Pontesbury & Minsterley	218	Pontesbury Playing Fields	Standard
Central	Pontesbury & Minsterley	367	The Coates (Snailbeach White Stars FC)	N/A
Central	Shrewsbury	19	Baschurch Playground	N/A
Central	Shrewsbury	21	Baschurch Village Hall Pitches	N/A
Central	Shrewsbury	29	Bicton Village Hall	Standard
Central	Shrewsbury	35	Boiler House Pitch	N/A
Central	Shrewsbury	69	Church Road Recreation Ground	Poor
Central	Shrewsbury	89	Condover Sports Ground	Standard
Central	Shrewsbury	91	Corbet School	N/A
Central	Shrewsbury	107	Dorrington Village Hall	Good

SHROPSHIRE COUNCIL PLAYING PITCH & OUTDOOR SPORTS STRATEGY

Analysis area	Place plan	Site ID	Site name	Ancillary provision quality
Central	Shrewsbury	108	Douglas Swire Memorial Hall	N/A
Central	Shrewsbury	115	Frankwell Recreation Ground	Standard
Central	Shrewsbury	126	Hanwood Recreation Ground	Standard
Central	Shrewsbury	158	London Road Sports Centre	Poor
Central	Shrewsbury	177	Meole Brace Church of England Primary School	N/A
Central	Shrewsbury	185	Monkmoor Outdoor Recreation Centre	Standard
Central	Shrewsbury	196	Nesscliffe Playing Field	N/A
Central	Shrewsbury	214	Oxon Recreation Ground	N/A
Central	Shrewsbury	222	Prestfelde Preparatory School	Good
Central	Shrewsbury	226	Raby Crescent Recreation Ground	N/A
Central	Shrewsbury	232	Rocke Street Recreation Ground	N/A
Central	Shrewsbury	233	Roman Road Sports Centre (Meole Brace School)	Standard
Central	Shrewsbury	246	Shorncliffe Drive Recreation Ground	N/A
Central	Shrewsbury	248	Shrewsbury Community Football Hub	Good
Central	Shrewsbury	255	Shrewsbury Sports Village	Good
Central	Shrewsbury	257	Shrewsbury Town Football Club (New Meadow)	Good
Central	Shrewsbury	259	Unison Club (Column Cricket, Bowls & Tennis Club)	Standard
Central	Shrewsbury	260	Springfield Recreation Ground	Good
Central	Shrewsbury	276	Stanley Parker Playing Fields	Standard
Central	Shrewsbury	295	The Priory School	Poor
Central	Shrewsbury	308	Upton Lane Recreation Ground	N/A
Central	Shrewsbury	350	Shelton Recreation Ground	Good
North East	Market Drayton	63	Cheswardine Parish Council	N/A
North East	Market Drayton	66	Childs Ercall Playing Field	N/A
North East	Market Drayton	123	Greenfields Sports Ground	Standard
North East	Market Drayton	135	Hinstock Recreation Ground	N/A
North East	Market Drayton	138	Hodnet Social Club	Poor
North East	Market Drayton	171	Market Drayton Community Amateur Sports Club	Standard
North East	Wem	54	Butler Sports Centre	Poor
North East	Wem	242	Shawbury Recreation Ground	N/A
North East	Wem	301	Thomas Adams Sports Centre	Standard
North East	Wem	312	Wem Recreation Ground	Standard
North East	Wem	370	Shawbury Junior Football Club (Ponyton)	N/A
North East	Whitchurch	105	Deermoss Park	N/A
North East	Whitchurch	221	Prees Cricket and Recreation Club	Good
North East	Whitchurch	225	Queensway Park	N/A
North East	Whitchurch	321	Whitchurch Sports & Leisure Centre (Sir John Talbot School)	Standard
North East	Whitchurch	340	Yockings Park	Standard
North West	Ellesmere	25	Beech Grove Playing Fields	Good
North West	Ellesmere	111	Ellesmere College	Good
North West	Ellesmere	180	Millennium Village Hall Playing Fields	Standard
North West	Oswestry	156	Llanymynech Village Hall	Standard

SHROPSHIRE COUNCIL

PLAYING PITCH & OUTDOOR SPORTS STRATEGY

Analysis area	Place plan	Site ID	Site name	Ancillary provision quality
North West	Oswestry	189	Morton Playing Field	N/A
North West	Oswestry	208	Oswestry Boys & Girls Football Club	Good
North West	Oswestry	211	Oswestry School	Standard
North West	Oswestry	266	St Martins Playing Field	Standard
North West	Oswestry	293	The Playing Fields	Poor
North West	Oswestry	304	Trefonen Playing Fields	Standard
North West	Oswestry	315	Weston Rhyn Recreation Ground	Poor
North West	Oswestry	316	Weston Road	Poor
South	Cleobury Mortimer	75	Clee Hill Recreation Ground (Knowle Sports Club)	Poor
South	Cleobury Mortimer	77	Cleobury Mortimer Playing Field	Good
South	Ludlow	186	Moor Park School	Good
South	Ludlow	289	The Ludlow Stadium	Good
South	Ludlow	368	The Recreation Field	N/A
South East	Albrighton	8	Albrighton Primary School	Standard
South East	Albrighton	23	Beckbury Playing Fields	N/A
South East	Albrighton	229	RAF Cosford School of Physical Training	Good
South East	Bridgnorth	6	AFC Bridgnorth	Standard
South East	Bridgnorth	10	Alveley Recreation Ground	Good
South East	Bridgnorth	50	Brown Clee Football Club	N/A
South East	Bridgnorth	102	Crown Meadow	N/A
South East	Bridgnorth	116	Friars Playing Fields (Unattached Playing Fields)	N/A
South East	Bridgnorth	206	Oldbury Wells School	N/A
South East	Broseley	16	Barrow 1618 CE Free School	N/A
South East	Broseley	30	Birchmeadow Playing Fields	Standard
South East	Broseley	46	Broseley C of E Primary School	Good
South East	Broseley	142	John Wilkinson Primary School	N/A
South East	Highley	131	Highley Primary School	N/A
South East	Highley	132	Highley Rugby Club	N/A
South East	Highley	238	Severn Centre	Good
South East	Much Wenlock	193	Much Wenlock Leisure Centre (William Brookes School)	Good
South East	Much Wenlock	97	Cressage Playing Field (Sheinton Rd)	Poor
South East	Shifnal	140	Idsall Sports Centre	Standard
South East	Shifnal	153	Lilleshall National Sports & Conferencing Centre	Good
South East	Shifnal	157	Loak Road (Albrighton Football Club)	Poor
South East	Shifnal	245	Shifnal Town FC (The Acoustafom Stadium)	Poor
South East	Shifnal	317	Wheatfield Drive Recreation Ground	N/A
South West	Bishop's Castle	86	Community College Bishops Castle	N/A
South West	Bishop's Castle	197	Newcastle Village Football Pitch	N/A
South West	Bishop's Castle	369	Cross Banks (Norbury)	Poor
South West	Church Stretton	44	Brooksbury Playing Fields	Good
South West	Church Stretton	71	Church Stretton School	Poor
South West	Church Stretton	236	Russels Meadow Ground	Good
South West	Church Stretton	337	Worthen Village Hall	Poor

SHROPSHIRE COUNCIL PLAYING PITCH & OUTDOOR SPORTS STRATEGY

Analysis area	Place plan	Site ID	Site name	Ancillary provision quality
South West	Craven Arms	85	Community Arts Sports Craven Arms	Standard

Across Shropshire most sites are either accompanied by poor quality or no ancillary provision. In total 16 sites (17%) have poor quality provision with 35 sites (36%) have no facilities. Due to the rurality of the Authority the lack of any clubhouse or changing provision is common as they are many single pitch sites created to meet demand from local villages and hamlets.

In fact, 24 of the 35 (69%) community available sites that are not accompanied by ancillary provision also only accommodate one pitch. Investment in pitch quality improvements and ancillary provision at these sites is unlikely to yield high returns given the scale of the facilities relative to the amount of investment that would be needed to deliver substantive enhancements to the sites as standalone facilities.

Cressage, Harley & Sheinton Parish Council reports plans to upgrade the ancillary provision at Cressage Playing Field (Sheinton Rd), however, indicates it would need to obtain funding to carry out the project.

As mentioned, if Greenfields Sports Ground is developed for housing there would need to be mitigation for both playing field land and relevant ancillary provision.

SAHA FC indicates Radbrook Recreation Ground has the potential for the development of ancillary provision, as there is currently none servicing the site. The Club, as it is located across several sites, has ambitions to have one site it can class as 'home', where it can have clubhouse provision. Radbrook Recreation Ground has the potential; however, further feasibility would be required as to how this would work logistically with the Town Council. It reports that if this site is not feasible it would still like to examine other potential options for a home venue where the majority of its demand could be located with access to suitable ancillary facilities.

Similarly, Shawbury United FC has plans to create a home venue for itself on a piece of land it has recently obtained a 99 year lease on from a private landowner. If the Club is successful in applying for relevant grant funding it plans to establish a clubhouse at the new site which meet requirements from Step 6 football. This would allow for its adult team to return to its locality instead of travelling to Ludlow to play fixtures.

As referenced earlier, Shifnal Town FC, as part of a phased development plan, aspires to improve the quality of ancillary provision at The Acoustfoam Stadium.

Bishops Castle Town FC has plans to create a purpose built clubhouse at Community College Bishops Castle. Details regarding this are explored later in the section under Football Association of Wales (FAW) Football Pyramid. The FF indicates the Club has been granted planning permission on a compliant design and will be applying for funding once security of tenure has been obtained.

St Martins report the provision it has access to at St Martins Playing Fields is not suitable for its ambitions to progress through the non league pyramid. It indicates there is a need for floodlights, however, it is limited by its location in a small village.

Baschurch FC, in conjunction with Baschurch Village Hall, is preparing a joint bid for DEFRA (Department of Environment, Food and Rural Affairs) funding in order to create a clubhouse facility at Baschurch Village Hall Pitches.

SHROPSHIRE COUNCIL PLAYING PITCH & OUTDOOR SPORTS STRATEGY

Shrewsbury Up & Comers FC is in dialogue with the Council on how best to improve the quality of ancillary provision at London Road Sports Centre. It indicates it has had various discussions, however, a firm plan regarding any development or funding has not commenced.

Albrighton FC is in the process of applying for funding to improve the quality of ancillary provision at Loak Road. The Club has already started the process of buying the site outright and plans to improve the surrounding provision which is in need of modernisation.

Local Football Facilities Plan (2018)

The LFFP for Shropshire identified key sites considered a priority to improve, with these selected based on the rationale of identifying sites that are the poorest in quality and that are the best utilised, or that have the greatest potential for increased utilisation following quality enhancements. Emphasis is on sites with three or more pitches, although scope exists for the inclusion of smaller sites if they are deemed to be strategically important.

The following sites were identified ancillary improvements:

- ◀ AFC Bridgnorth
- ◀ Community College Bishops Castle
- ◀ Lea Cross Pitches
- ◀ London Road Sports Centre
- ◀ Stanley Parker Playing Fields

All five of these sites have again been identified, as part of the 2019 PPS consultation, for a need to improve in quality by current users.

Bayston Hill Parish Council reports ancillary provision at Stanley Park Playing Fields to be inadequate for the amount of teams accessing them. It has ambitions to create additional changing rooms as well as enhancing the accompanying car parking provision.

It should be noted any ancillary facilities at Lea Cross Pitches would be new as there is currently no such provision on site. In addition, before any investment is carried out there would be a need to obtain long term security of tenure from the landowner.

Security of tenure

Tenure of sites in Shropshire is generally secure i.e. through a long-term lease or a guarantee that pitches will continue to be provided over the next three years. This relates to most of the Council, parish council and town council operated pitches, with such provision protected as part of an ongoing commitment to providing a leisure offering.

A common exception to providing security of tenure is found at schools and academies that state their own policies and are more likely to restrict levels of community use. In total, 12 educational providers do not allow community use, of some or all of their pitches. The reasons for not allowing community use varies: the most common example is that the schools want to protect pitches for curricular and extra-curricular purposes due to existing quality issues. Other reasons include staffing issues, health and safety issues and a perceived lack of profitability.

Moreover, some schools that do provide community availability do so without providing security of tenure, meaning they can stop the external use at any point devoid of any warning. To prevent this happening, it is recommended that club users enter community use agreements with the schools that they access. Therefore, for the purposes of this report, unless known through consultation all educational sites are considered to have unsecure tenure.

SHROPSHIRE COUNCIL PLAYING PITCH & OUTDOOR SPORTS STRATEGY

An example of this is AFC Bridgnorth Spartans FC at Oldbury Wells School. The Club frequently reports that the School cancels access to the pitches as it protects quality for curricular and extracurricular activities. This is more frequent in periods of extreme weather. The Club would like to establish a community use agreement (CUA) on the site (and explore the creation of a full size 3G pitch on the site), however, if this cannot be achieved it will need to look for alternative sites to use.

Ellesmere Rangers FC currently has a long term lease of its first team pitch (Step 5 standard) from Ellesmere Town Council. However, it only rents pitches at Beech Grove Playing Fields on an annual basis. The Club has ambitions to formalise a long term agreement for the entire site from the Town Council in order for it to be able to access potential funding streams to improve pitch quality.

Bayston Hill Parish Council owns part of Stanley Parker Playing Fields, however, has an agreement with Shropshire Council for the remaining section of the land. It reports aspirations to have complete ownership or long term agreement for the entire site to assist it in applying for grant funding to improve the quality of onsite ancillary provision.

Bishops Castle Town FC is in the process of securing tenure at Community College Bishops Castle, however, the ongoing COVID-19 pandemic (2020) has slowed this process.

2.3: Demand

Through the audit and assessment, 476 teams from within 98 clubs are identified as playing within Shropshire. This consists of 80 adult men's, 10 adult women's, 126 youth 11v11 boys', 32 youth 11v11 girls', 70 youth 9v9 boys', 16 youth 9v9 girls' and 142 mini teams. Youth 11v11 football is the most prominent format of play, whilst mini 5v5 football is the least common.

Football in Shropshire is played predominately in the Central Analysis Area, which corresponds with the area also accommodating the most amount of provision. In comparison, the South West Analysis Area services the least number of teams.

Table 2.6: Summary of competitive teams currently playing in Shropshire

Analysis area	No. of teams					
	Adult	Youth 11v11	Youth 9v9	Mini 7v7	Mini 5v5	Total
Central	40	60	37	35	16	188
North East	12	23	13	13	9	70
North West	12	20	7	10	5	54
South	6	5	5	3	2	21
South East	13	44	20	23	23	123
South West	7	6	4	2	1	20
Total	90	158	86	86	56	476

Football pyramid demand

The National League System is a series of interconnected leagues for adult men's football clubs in England. It begins below the football league (the National League) and comprises of seven steps, with various leagues at each level and more leagues lower down the pyramid than at the top. The system has a hierarchical format with promotion and relegation between the levels, allowing even the smallest club the theoretical possibility of rising to the top of the system.

SHROPSHIRE COUNCIL

PLAYING PITCH & OUTDOOR SPORTS STRATEGY

Clubs within the step system must adhere to ground requirements set out by the FA. The higher the level of football being played the higher the requirements. Clubs cannot progress into the league above if the ground requirements do not meet the correct specifications. Ground grading assesses grounds from A to H, with 'A' being the requirements for Step 1 clubs.

There is one professional club that plays above the football pyramid with Shropshire which is Shrewsbury Town FC in League One. There are a further nine clubs which play below this level within the football pyramid, as seen in following table.

Table 2.7: Summary of teams playing within the football pyramid structure

Team	League	Level
Market Drayton Town FC	Northern Premier League – South East Division	Step 4
Haughmond FC	Midland Football League – Premier Division	Step 5
Whitchurch Alport FC	North West Counties Football League - Premier Division	Step 5
AFC Bridgnorth FC	West Midlands Regional League – Premier Division	Step 6
Ellesmere Rangers FC	North West Counties Football League – First Division South	Step 6
Shawbury United FC	West Midlands Regional League – Premier Division	Step 6
Shifnal Town FC	West Midlands Regional League – Premier Division	Step 6
St Martins FC	North West Counties Football League – First Division South	Step 6
Wem Town FC	West Midlands Regional League – Premier Division	Step 6

Although not located in Shropshire, AFC Telford United FC also play within the football pyramid structure at Step 2 (National League North) and are located in the neighbouring authority of Telford and Wrekin.

It should be noted that Church Stretton FC and Ludlow FC and AFC Bridgnorth FC (Development) are one/two promotions within the football pyramid structure.

A common issue for clubs entering the pyramid is changing facilities. This being said no clubs through consultation indicate their current facilities do not meet their requirements, however, Market Drayton Town FC, Shifnal Town FC, St Martins FC and Shawbury United FC all aspire to improve the quality or create new ancillary provision. These ambitions are referenced earlier under Ancillary Provision.

It should be noted that the FA proposes restructuring the Non League Football Pyramid with greater emphasis to be played on the role of County FA's in the admiration of the Step 7 leagues. This being said due to the ongoing COVID-19 Pandemic (2020) the exact structure and facility requirements for Step 7 leagues are yet to be confirmed.

Football Association of Wales (FAW) Football Pyramid

Due to Shropshire's location, bordering with Wales, there are two clubs which are part of the FAW Football Pyramid rather than the English Football Pyramid Structure. These are Bishops Castle Town FC and Trefonen FC.

The FAW Football Pyramid, is similar to the English Football Pyramid Structure, with a series of interconnected leagues for adult men's football clubs in Wales. It begins with the FAW Premier League as Tier 1 and comprises of four tiers in total, with various leagues at each level and more leagues lower down the pyramid than at the top. The system has a hierarchical format with promotion and relegation between the levels, allowing even the smallest club the theoretical possibility of rising to the top of the system.

SHROPSHIRE COUNCIL

PLAYING PITCH & OUTDOOR SPORTS STRATEGY

Clubs within the tier system must adhere to ground requirements set out by the FAW. The higher the level of football being played the higher the requirements. Clubs cannot progress into the League above if the ground requirements do not meet the correct specifications. Tiers 5 and below are governed by the relevant area associations.

The FAW Pyramid has recently been through review stage to meet the FAW's strategic objective of "stronger clubs operating at levels 1 and 2 following a successful restructure of the FAW Pyramid and a greater number of clubs attaining the National Licence."

The main reconfiguration of the pyramid will be for the 2020/21 season. For this, Tier 3 ground criteria regulations will be stricter in order to raise standards and make grounds more comfortable and safer. This is designed to be a natural steppingstone to achieving Tier 2 regulations. Funding through the Welsh Ground Improvement Fund (WGI) is also available to assist Clubs to meet these regulations. Further to this, the FAW will no longer regulate or provide ground criteria regulations for the 64 clubs competing at Tier 4. This will fall under the responsibility of the relevant area association for the 2020/21 season, leaving just 108 clubs competing within the FAW Football Pyramid.

As mentioned, there are two clubs which are part of the FAW Football Pyramid, these are Bishops Castle Town FC and Trefonen FC which have one team each in the Montgomeryshire Football League (Division One) which sits at Tier 5. If either team is promoted it would join the Mid Wales Football League (Tier 4) which has requirements such as pitch fencing, dugouts, good quality changing rooms, separate match official changing and spectator toilets.

The former club is based at Community College Bishops Castle which does not have the relevant provision for the club to progress to Tier 4. The Club is in the process of trying to obtain a long term community use agreement from the School in order to access potential funding streams to build a clubhouse next to its pitch so it can progress through the FAW pyramid. There are no known issues for Trefonen FC at Trefonen Playing Fields.

Women's National League System

There is also a Women's National League System similar to the adult men's football pyramid, providing structure to the women's game. As seen in the table overleaf, this ranges from Tier 1 to Tier 6 with each step requiring differing ground grading requirements. The system is also hierarchical format with promotion and relegation between the levels.

Table 2.8: Summary of ground grading for women's football

Level	League	Grading category
Tier 3 and 4	Women's Super League 1	Grade A
Tier 3 and 4	Women's Super League 2	Grade B
Tier 5	Northern and Southern Women's Premier League	Grade A
Tier 6	Women's Combination Leagues	Grade B
Tier 7	Women's Regional Leagues – Premier Divisions	Grade C

Although women's clubs are still required to meet ground requirements set out by the FA, these differ from the men's National League System. Ratings range from grade A to C, each with differing minimum requirements. Tier 1 and 2 in the Women's National League System is akin to Tier 3 and 4 of the men's National League System, although not exactly the same.

In 2017, the FA announced plans to restructure the women's league for the highest performers in the football pyramid. The changes were implemented from the start of the 2018-19 season and saw the top league, FA WSL 1, expand from ten clubs to 14 and the creation of a new national league established at tier two for a maximum of 12 teams.

SHROPSHIRE COUNCIL

PLAYING PITCH & OUTDOOR SPORTS STRATEGY

Albrighton, Bishops Castle Town, Ellesmere Rangers, Ludlow Town, Shifnal Town, Shrewsbury Juniors, The New Saints and Whitchurch Alport are the clubs that field teams within Shropshire which play in the Women's National League System.

The New Saints LFC is the highest positioned ladies team within Shropshire playing in the FA Women's National League Division One Midlands (Tier 4).

Imported demand

Imported demand refers to any demand from neighbouring local authorities that accesses facilities within the Shropshire study area due to a lack of available facilities in other local authorities where such team or club is based. There are three clubs which import demand into Shropshire: AFC Telford United, NC United FC and Newport Girls. All three clubs import from the neighbouring authority of Telford and Wrekin. This is not perceived to be an issue as the clubs are accessing sites close to the local authority boundary which are more than likely more accessible for them.

Exported demand

Exported demand refers to teams that are currently accessing pitches for home fixtures outside of Shropshire, despite being registered to the Borough.

Only one club is identified as exporting demand, LLanymynech Juniors FC. The Club reports it accesses pitches in the neighbouring authority of Powys to cater for some of its demand as there are not enough pitches within Shropshire. It would return this demand back into Shropshire (North West Analysis Area) if it had access to a suitable number of pitches. In total, the Club has five teams that are exported (an U7s, U8s, U9s and two U10s).

Latent demand

Latent demand refers to potential demand; individuals who would like to participate within the sport but do not do so. This can be for a variety of reasons including a lack pitches or appropriate facilities. Clubs that report latent demand and the reasons provided for this latent demand can be seen in the table below.

Table 2.9: Clubs that report latent demand and the reasons provided

Club	Need for more match pitches	Need for more/better training facilities	Need for better/more appropriate changing provision
Albrighton FC	Yes	Yes	Yes
AFC Bridgnorth Spartans FC	-	Yes	Yes
Baschurch FC	-	Yes	Yes
Bridgnorth Town Juniors	Yes	Yes	Yes
Church Stretton Magpies FC	-	Yes	Yes
Ellesmere Rangers FC	-	Yes	-
Haughmond FC	Yes	Yes	-
Idsall Rangers FC	-	Yes	-
LLanymynech Juniors FC	Yes	Yes	Yes
Ludlow Town Juniors FC	Yes	-	-
Market Drayton Town FC	-	Yes	Yes
Meresiders FC	Yes	Yes	Yes
Oswestry Boys & Girls FC	-	Yes	Yes
Prees Club FC	-	Yes	-

SHROPSHIRE COUNCIL PLAYING PITCH & OUTDOOR SPORTS STRATEGY

Club	Need for more match pitches	Need for more/better training facilities	Need for better/more appropriate changing provision
SAHA FC	Yes	Yes	Yes
Shrewsbury Juniors FC	Yes	Yes	-
Shrewsbury Up & Comers FC	Yes	Yes	Yes
St Martins	Yes	Yes	Yes

Most clubs which express latent demand indicate they would be able to increase the number of teams if they have access to more or better training provision including the use of floodlit 3G pitches. This is closely followed by a perceived need for more or better quality changing provision. Only ten clubs, which responded to consultation, report they would be able to increase playing numbers through increasing the number of available pitches.

Unmet demand

Unmet demand is existing demand that is not getting access to pitches. It is usually expressed, for example, when a team is already training but is unable to access a match pitch, or when a league has a waiting list due to a lack of pitch provision, which in turn is hindering the growth of the league.

No unmet demand is expressed by responsive clubs in Shropshire.

Future demand

Future demand can be defined in two ways, through participation increases and by using population forecasts.

Participation increases

For the purposes of this report, future demand based on aspirational participation increases identified through club consultation will be acknowledge in the proceeding Strategy & Action Plan document. The likely impact this aspirational future demand will have on the supply will also be analysed.

SSE Wildcats centres

SSE Wildcats centres work with County FA qualified coaches to deliver local weekly sessions, which provide opportunities for girls aged five to 11 to develop fundamental skills and experience football in a safe and fun environment. There are already 200 established centres which delivered the SSE Wildcats pilot in 2017, with a further 800 centres to be in place for 2018.

As part of the expansion process, organisations extending beyond affiliated clubs to include other providers or community groups were invited to apply in late 2017 to become one of the new centres. All organisations delivering Wildcats centres receive a £900 start-up grant and 30 branded footballs in their first year of running the programme to help develop and increase girl's participation.

In light of both FA aspirations to double female participation in football through its Game Changer strategy and the establishment and foreseen future effect of the SSE Wildcats programme, it is likely that the growth in affiliated women's and girl teams may exceed that shown through team generation rates; however, to what extent is not currently quantifiable.

SHROPSHIRE COUNCIL PLAYING PITCH & OUTDOOR SPORTS STRATEGY

Future growth for women and girls' football across Shropshire is factored in the supply and demand analysis below through the abovementioned club ambitions totalling three women's and eight youth girls' teams.

Within Shropshire Wildcats centres are located at the following sites:

- ◀ Albrighton Primary School (Albrighton Juniors FC)
- ◀ Baschurch Village Hall Pitches (Baschurch FC)
- ◀ Beech Grove Playing Fields (Ellesmere Rangers FC)
- ◀ Community College Bishops Castle (Bishops Castle FC)
- ◀ Condover Primary School (Worthen Juniors FC)
- ◀ Crown Meadow (AFC Bridgnorth Spartans)
- ◀ Dragon ADC (Llanmynech Juniors FC)
- ◀ Greenfields Sports Ground (Market Drayton Tigers FC)
- ◀ Idsall Sports Centre (Shifnal Europeans FC)
- ◀ Lacon Childe School (AFC Bridgnorth Spartans)
- ◀ Longlands Community Primary School
- ◀ Lower Heath Primary School (Whitchurch Alport Juniors FC)
- ◀ Ludlow Stadium (Ludlow FC)
- ◀ Martin Wilson School (Shropshire FA)
- ◀ Oldbury Wells School (AFC Bridgnorth Spartans)
- ◀ Oswestry School (Oswestry Bg Club)
- ◀ Prees Cricket and Recreation Club (Prees FC)
- ◀ Prestfelde Preparatory School (Shrewsbury Up & Comers FC)
- ◀ Pontesbury Playing Fields (Worthen Juniors FC)
- ◀ RAF Shawbury (Shawbury United FC)
- ◀ Shifnal Town FC (The Acoustaford Stadium)
- ◀ Shrewsbury Community Football Hub (SAHA FC)
- ◀ Shrewsbury Sports Village (Shrewsbury Juniors FC)
- ◀ Tilstock Primary School (Whitchurch Alport Juniors FC)
- ◀ The Venue at Park Hall (TNS FC)

Population increases

Team generation rates are used to calculate the number of teams likely to be generated in the future (2038) based on population growth. Using this, it is predicted that there will be a possible increase of four youth 11v11 boys' teams across Shropshire as a whole.

When this future growth is dissipated to individual analysis areas rather than Shropshire as a whole the potential future growth is anticipated to be two youth 11v11 teams in the Central Analysis Area, one team each in the South East and North East analysis areas.

It should be stated that each team equates to 0.5 match equivalent sessions as two teams require one pitch to account for playing on a home and away basis. Therefore, the total demand from population growth of four teams equates to two match equivalent sessions per week. This is one match equivalent sessions in the Central Analysis Area and 0.5 match equivalent sessions in the South East and North East analysis areas.

SHROPSHIRE COUNCIL

PLAYING PITCH & OUTDOOR SPORTS STRATEGY

Table 2.10: Borough wide team generation rates (TGRs)

Age group	Current population within age group	Current no. of teams ⁶	Team Generation Rate	Future population within age group	Predicted future number of teams (2038)	Additional teams that may be generated from the increased population
Senior Men (18-45)	48,758	80	1:609	46,582	76.4	0
Senior Women (18-45)	45,764	10	1:4,576	43,007	9.4	0
Youth Boys (12-17)	10,463	126	1:83	10,806	130.1	4
Youth Girls (12-17)	10,390	32	1:325	10,178	31.3	0
Youth Boys (10-11)	3,482	70	1:50	3,297	66.3	0
Youth Girls (10-11)	3,300	16	1:206	3,138	15.2	0
Mini-Soccer Mixed (8-9)	6,894	86	1:80	6,202	77.4	0
Mini-Soccer Mixed (6-7)	6,764	56	1:121	5,956	49.3	0

It is important to note that TGRs are based on population figures and cannot account for specific targeted development work within certain areas or focused towards certain groups, such as NGB initiatives or coaching within schools.

2.4: Capacity analysis

The capacity for pitches to regularly provide for competitive play, training and other activity over a season is most often determined by quality. As a minimum, the quality and therefore the capacity of a pitch affect the playing experience and people's enjoyment. In extreme circumstances, it can result in the inability of a pitch to cater for all or certain types of play during peak and off peak times.

As a guide, The FA has set a standard number of matches that each grass pitch type should be able to accommodate without it adversely affecting its quality. Taking into consideration the guidelines on capacity, the following ratings were used in the Shropshire:

Adult pitches		Youth pitches		Mini pitches	
Pitch quality	Matches per week	Pitch quality	Matches per week	Pitch quality	Matches per week
Good	3	Good	4	Good	6
Standard	2	Standard	2	Standard	4
Poor	1	Poor	1	Poor	2

Table 2.12 applies the above pitch ratings against the actual level of weekly play recorded to determine a capacity rating as follows:

Potential capacity	Play is below the level the site could sustain
At capacity	Play matches the level the site can sustain
Overused	Play exceeds the level the site can sustain

⁶ Age group team numbers differ from Table 2.6 as forecasts are based on age rather than playing format. U17 and U18 teams affiliate to their respective County FA as juniors, however, are generally considered to play on and require adult pitches and are considered by age boundaries to be in the adult age group

SHROPSHIRE COUNCIL

PLAYING PITCH & OUTDOOR SPORTS STRATEGY

Match equivalent sessions

Pitches have a limit of how much play they can accommodate over a certain period of time before their quality, and in turn their use, is adversely affected. As the main usage of pitches is likely to be for matches, it is appropriate for the comparable unit to be match equivalent sessions but may for example include training sessions and informal use.

Education sites

To account for curricular/extra-curricular use of education pitches it is likely that the carrying capacity at such sites will need to be adjusted. The only time this would not happen is when a school does not use its pitches at all and the sole use is community use. The adjustment is typically dependent on the amount of play carried out, the number of pitches on site and whether there is access to an on-site AGP.

In some cases, where there is no identified community use, there is little capacity to accommodate further play. Internal usage often exceeds recommended pitch capacity, which is further exacerbated by basic maintenance regimes that may not extend beyond grass cutting and line marking.

Table 2.12 shows community usage of available pitches. Where not overplayed as a result of community use, school sites are considered to have no spare capacity to accommodate further usage based on assumed curricular and extracurricular activity.

For school sites which are available for community use but that currently do not have any external hirers, one match equivalent session per week, per pitch has been accredited to indicate use for curricular and extracurricular activity as opposed to them being completely unused.

Informal use

A number of football pitches in the area are on open access sites. As such, these pitches are subject to informal use in the form of dog walkers, unorganised games of football and exercise groups. It must be noted, however, that informal use of these sites is not recorded and it is therefore difficult to quantify on a site-by-site basis. Instead, it is recommended that open access sites be protected through an improved maintenance regime.

Peak time

Spare capacity can only be considered as actual spare capacity if pitches are available at peak time. In Shropshire, peak time is considered to be Sunday AM for all pitches, as the majority of teams across all age groups play at this time.

In the table overleaf, please note that, on occasions, spare capacity in the peak period is identified despite the pitch being played to capacity or overplayed or more spare capacity is identified in the peak period than what exists overall. This is because the majority of use on those particular pitches occurs outside of the peak period, therefore the identified spare capacity at peak time should not be utilised over and above overall capacity unless quality improvements are made that increase overall capacity.

Spare capacity

To determine 'actual spare capacity', each site with 'potential capacity' identified in the table above has been reviewed. A pitch is only said to have 'actual spare capacity' if it is available for community use and available at the peak time for that format of the game. Any pitch not meeting this criterion has consequently been discounted.

SHROPSHIRE COUNCIL

PLAYING PITCH & OUTDOOR SPORTS STRATEGY

There may also be situations where, although a site is highlighted as potentially able to accommodate some additional play, this should not be recorded as spare capacity against the site. For example, a site may be managed to operate slightly below full capacity to ensure that it can cater for a number of regular friendly matches and activities that take place but are difficult to quantify on a weekly basis.

Pitches that are of a poor quality are not deemed to have actual spare capacity due to the already low carrying capacity of the pitches. Any identified spare capacity should be retained in order to relieve the pitches of use, which in turn will aid the improvement of pitch quality. Furthermore, any pitches with unsecured tenure are not considered to have actual spare capacity as no further play should be encouraged on such sites given that future access cannot be guaranteed. The way this will be represented in the Table 2.12 is as followed.

Table 2.11: Spare capacity examples

Spare capacity in peak period (examples)	Explanation of spare capacity
1	If the cell is highlighted in green with a number, it means this is actual available spare capacity at peak period (Sunday AM) in match equivalent sessions.
-	If the cell has a dash in it, it means the pitch is played to capacity at peak period (Sunday AM)
1	If the cell has a number in it but is not highlighted, it means the pitch has spare capacity at peak period (Sunday AM), however this is discounted due to unsecure tenure, poor pitch quality, the pitch not being available for community use or the pitch already being played to capacity or being overplayed so it cannot accommodate any additional demand.

SHROPSHIRE COUNCIL

PLAYING PITCH & OUTDOOR SPORTS STRATEGY

Table 2.12: Football pitch capacity analysis

Place plan	Site ID	Site name	Community use?	Management	Security of tenure	Pitch type	Pitch size	No. of pitches	Agreed quality rating	Current play ⁷	Site capacity ⁸	Capacity balance ⁹	Spare capacity in peak period	Comments
Central Analysis Area														
Pontesbury & Minsterley	152	Lea Cross Pitches	Yes	Commercial	Unsecure	Mini	(5v5)	1	Poor	1	2	1	-	Pitch is played to capacity at peak period
Pontesbury & Minsterley	152	Lea Cross Pitches	Yes	Commercial	Unsecure	Mini	(7v7)	1	Poor	1.5	2	0.5	-	Pitch is played to capacity at peak period
Pontesbury & Minsterley	152	Lea Cross Pitches	Yes	Commercial	Unsecure	Youth	(11v11)	2	Poor	3	2	1	-	Pitches are overplayed by 1 match equivalent session
Pontesbury & Minsterley	152	Lea Cross Pitches	Yes	Commercial	Unsecure	Youth	(9v9)	1	Poor	3	1	2	-	Pitch is overplayed by 2 match equivalent sessions
Pontesbury & Minsterley	174	Mary Webb School and Science College	No	Education	Unsecure	Adult		1	Poor	1	1		1	Pitch is considered played to capacity through curricular use
Pontesbury & Minsterley	182	Minsterley Playing Fields	Yes	Minsterley PC	Secure	Adult		1	Poor	0.5	1	0.5	0.5	Spare capacity of 0.5 match equivalent sessions is discounted due to poor quality
Pontesbury & Minsterley	218	Pontesbury Playing Fields	Yes	Pontesbury PC	Secure	Adult		1	Poor	-	1	1	1	Spare capacity of 1 match equivalent session is discounted due to poor quality
Pontesbury & Minsterley	218	Pontesbury Playing Fields	Yes	Pontesbury PC	Secure	Mini	(5v5)	1	Standard	0.5	4	3.5	1	Actual spare capacity of 1 match equivalent session
Pontesbury & Minsterley	218	Pontesbury Playing Fields	Yes	Pontesbury PC	Secure	Mini	(7v7)	1	Standard	0.5	4	3.5	0.5	Actual spare capacity of 0.5 match equivalent sessions
Pontesbury & Minsterley	367	The Coates (Snailbeach White Stars FC)	Yes	Private	Unsecure	Adult		1	Poor	0.5	1	0.5	0.5	Spare capacity of 0.5 match equivalent sessions is discounted due to poor quality
Shrewsbury	19	Baschurch Playground	Yes	Baschurch PC	Secure	Mini	(7v7)	1	Poor	-	2	2	1	Spare capacity of 1 match equivalent session is discounted due to poor quality
Shrewsbury	21	Baschurch Village Hall Pitches	Yes	Baschurch PC	Secure	Adult		1	Poor	1	1		0.5	Pitch is played to capacity
Shrewsbury	21	Baschurch Village Hall Pitches	Yes	Baschurch PC	Secure	Mini	(7v7)	1	Poor	2	2		-	Pitch is played to capacity
Shrewsbury	21	Baschurch Village Hall Pitches	Yes	Baschurch PC	Secure	Youth	(9v9)	1	Poor	0.5	1	0.5	0.5	Spare capacity of 0.5 match equivalent sessions is discounted due to poor quality
Shrewsbury	27	Belvidere School	No	Education	Unsecure	Adult		2	Poor	2	2		2	Pitches are considered played to capacity through curricular use
Shrewsbury	27	Belvidere School	No	Education	Unsecure	Youth	(9v9)	1	Poor	1	1		1	Pitch is considered played to capacity through curricular use
Shrewsbury	29	Bicton Village Hall	Yes	Bicton PC	Secure	Mini	(7v7)	1	Poor	-	1	1	1	Spare capacity of 1 match equivalent session is discounted due to poor quality
Shrewsbury	35	Boiler House Pitch	Yes	Shrewsbury TC	Secure	Adult		1	Poor	1.5	1	0.5	-	Pitch is overplayed by 0.5 match equivalent sessions
Shrewsbury	69	Church Road Recreation Ground	Yes	Shrewsbury TC	Secure	Adult		1	Standard	0.5	2	1.5	0.5	Actual spare capacity of 0.5 match equivalent sessions
Shrewsbury	89	Condover Sports Ground	Yes	Condover PC	Secure	Youth	(11v11)	2	Standard	-	4	4	2	Actual spare capacity of 2 match equivalent sessions
Shrewsbury	91	Corbet School	Yes	Education	Unsecure	Adult		1	Standard	1	2	2	1	Spare capacity of 1 match equivalent session discounted due to unsecure tenure
Shrewsbury	107	Dorrington Village Hall	Yes	Condover PC	Secure	Adult		1	Standard	0.5	2	1.5	0.5	Actual spare capacity of 0.5 match equivalent sessions
Shrewsbury	108	Douglas Swire Memorial Hall	Yes	Community organisation	Secure	Adult		1	Poor	-	1	1	1	Spare capacity of 1 match equivalent session is discounted due to poor quality
Shrewsbury	115	Frankwell Recreation Ground	Yes	Shrewsbury TC	Secure	Youth	(9v9)	1	Standard	1	2	1	-	Pitch is played to capacity at peak period
Shrewsbury	120	The Grange Sports Centre	No	Education	Unsecure	Adult		1	Standard	1	2	1	1	Spare capacity of 1 match equivalent session discounted due to unsecure tenure
Shrewsbury	120	The Grange Sports Centre	No	Education	Unsecure	Youth	(11v11)	1	Standard	1	2	1	1	Spare capacity of 1 match equivalent session discounted due to unsecure tenure

⁷ Match equivalent sessions

⁸ Match equivalent sessions; based on pitch quality - the FA recommends a maximum number of match equivalent sessions to be accommodate per pitch type. Please refer to Section 2.4 for the full breakdown.

⁹ Red indicates overplay, green indicates potential spare capacity and amber indicates at capacity.

SHROPSHIRE COUNCIL PLAYING PITCH & OUTDOOR SPORTS STRATEGY

Place plan	Site ID	Site name	Community use?	Management	Security of tenure	Pitch type	Pitch size	No. of pitches	Agreed quality rating	Current play ⁷	Site capacity ⁸	Capacity balance ⁹	Spare capacity in peak period	Comments
Shrewsbury	126	Hanwood Recreation Ground	Yes	Community organisation	Secure	Adult		1	Standard	1	2	1	0.5	Actual spare capacity of 0.5 match equivalent sessions
Shrewsbury	158	London Road Sports Centre	Yes	Education / Commercial	Secure	Adult		1	Poor	-	1	1	1	Spare capacity of 1 match equivalent session is discounted due to poor quality
Shrewsbury	158	London Road Sports Centre	Yes	Education / Commercial	Secure	Adult		5	Good	5	15	10	-	Pitches are played to capacity at peak period
Shrewsbury	158	London Road Sports Centre	Yes	Education / Commercial	Secure	Mini	(5v5)	2	Good	2.5	12	9.5	-	Pitches are played to capacity at peak period
Shrewsbury	158	London Road Sports Centre	Yes	Education / Commercial	Secure	Youth	(11v11)	2	Good	8.5	8	0.5	-	Pitch is overplayed by 0.5 match equivalent sessions
Shrewsbury	158	London Road Sports Centre	Yes	Education / Commercial	Secure	Youth	(9v9)	3	Good	3.5	12	8.5	1.5	Actual spare capacity of 1.5 match equivalent sessions
Shrewsbury	177	Meole Brace Church of England Primary School	Yes	Education	Unsecure	Mini	(5v5)	1	Poor	0.5	2	1.5	0.5	Spare capacity of 0.5 match equivalent session discounted due to unsecure tenure
Shrewsbury	177	Meole Brace Church of England Primary School	Yes	Education	Unsecure	Mini	(7v7)	1	Poor	1.5	2	0.5	-	Pitch is played to capacity at peak period
Shrewsbury	178	Mereside Church of England Primary School	Yes	Education	Unsecure	Mini	(7v7)	1	Poor	1.5	2	0.5	0.5	Spare capacity of 0.5 match equivalent session discounted due to unsecure tenure
Shrewsbury	178	Mereside Church of England Primary School	Yes	Education	Unsecure	Youth	(9v9)	1	Poor	0.5	1	0.5	0.5	Spare capacity of 0.5 match equivalent session discounted due to unsecure tenure
Shrewsbury	185	Monkmoor Outdoor Recreation Centre	Yes	Shrewsbury TC	Secure	Youth	(11v11)	2	Standard	3	4	1	-	Pitches are played to capacity at peak period
Shrewsbury	196	Nesscliffe Playing Field	Yes	Great Ness & Little Ness PC	Secure	Adult		1	Poor	-	1	1	1	Spare capacity of 1 match equivalent session is discounted due to poor quality
Shrewsbury	214	Oxon Recreation Ground	Yes	Shrewsbury TC	Secure	Youth	(11v11)	1	Poor	0.5	1	0.5	0.5	Spare capacity of 0.5 match equivalent session is discounted due to poor quality
Shrewsbury	222	Prestfelde Preparatory School	Yes	Education	Unsecure	Mini	(5v5)	2	Good	2	12	10	2	Spare capacity of 2 match equivalent sessions discounted due to unsecure tenure
Shrewsbury	222	Prestfelde Preparatory School	Yes	Education	Unsecure	Mini	(7v7)	2	Good	2	12	10	2	Spare capacity of 2 match equivalent sessions discounted due to unsecure tenure
Shrewsbury	222	Prestfelde Preparatory School	Yes	Education	Unsecure	Youth	(11v11)	1	Good	1	4	3	1	Spare capacity of 1 match equivalent session discounted due to unsecure tenure
Shrewsbury	222	Prestfelde Preparatory School	Yes	Education	Unsecure	Youth	(9v9)	1	Good	1	4	3	1	Spare capacity of 1 match equivalent session discounted due to unsecure tenure
Shrewsbury	226	Raby Crescent Recreation Ground	Yes	Shrewsbury TC	Secure	Mini	(7v7)	1	Poor	1	2	1	-	Pitch is played to capacity at peak period
Shrewsbury	232	Rocke Street Recreation Ground	Yes	Shrewsbury TC	Secure	Youth	(9v9)	1	Standard	1.5	2	0.5	-	Pitch is played to capacity at peak period
Shrewsbury	233	Roman Road Sports Centre (Meole Brace School)	Yes	Council	Secure	Adult		1	Standard	1	2	1	1	Actual spare capacity of 1 match equivalent sessions
Shrewsbury	233	Roman Road Sports Centre (Meole Brace School)	Yes	Council	Secure	Youth	(11v11)	1	Standard	1	2	1	-	Pitch is played to capacity at peak period
Shrewsbury	233	Roman Road Sports Centre (Meole Brace School)	Yes	Council	Secure	Youth	(9v9)	1	Standard	1.5	2	0.5	-	Pitch is played to capacity at peak period
Shrewsbury	246	Shorncliffe Drive Recreation Ground	Yes	Shrewsbury TC	Secure	Youth	(11v11)	1	Standard	1	2	1	-	Pitch is played to capacity at peak period
Shrewsbury	248	Shrewsbury Community Football Hub	Yes	STinC	Secure	Adult		1	Good	3	3		-	Pitch is played to capacity
Shrewsbury	250	Shrewsbury High Prep School	No	Education	Unsecure	Youth	(11v11)	1	Standard	1	2	1	1	Not available for community use
Shrewsbury	250	Shrewsbury High Prep School	No	Education	Unsecure	Youth	(9v9)	1	Standard	1	2	1	1	Not available for community use
Shrewsbury	253	Shrewsbury School	No	Education	Unsecure	Adult		6	Good	6	18	12	6	Not available for community use
Shrewsbury	253	Shrewsbury School	No	Education	Unsecure	Mini	(7v7)	1	Good	1	6	5	1	Not available for community use
Shrewsbury	253	Shrewsbury School	No	Education	Unsecure	Youth	(11v11)	2	Good	2	8	6	2	Not available for community use
Shrewsbury	253	Shrewsbury School	No	Education	Unsecure	Youth	(9v9)	1	Good	1	4	3	1	Not available for community use
Shrewsbury	255	Shrewsbury Sports Village	Yes	Council	Secure	Adult		8	Standard	7.5	16	8.5	3	Actual spare capacity of 3 match equivalent sessions

SHROPSHIRE COUNCIL PLAYING PITCH & OUTDOOR SPORTS STRATEGY

Place plan	Site ID	Site name	Community use?	Management	Security of tenure	Pitch type	Pitch size	No. of pitches	Agreed quality rating	Current play ⁷	Site capacity ⁸	Capacity balance ⁹	Spare capacity in peak period	Comments
Shrewsbury	255	Shrewsbury Sports Village	Yes	Council	Secure	Mini	(5v5)	2	Standard	0.5	8	7.5	1.5	Actual spare capacity of 1.5 match equivalent sessions
Shrewsbury	255	Shrewsbury Sports Village	Yes	Council	Secure	Mini	(7v7)	2	Standard	2	8	6	0.5	Actual spare capacity of 0.5 match equivalent sessions
Shrewsbury	255	Shrewsbury Sports Village	Yes	Council	Secure	Youth	(11v11)	3	Standard	6	6		-	Pitch is played to capacity at peak period
Shrewsbury	255	Shrewsbury Sports Village	Yes	Council	Secure	Youth	(9v9)	2	Standard	3.5	4	0.5	-	Pitch is played to capacity at peak period
Shrewsbury	256	Shrewsbury Town FC (Sundorne Castle Training Ground)	No	Sports club	Secure	Adult		2	Good	-	-	-	-	Pitches used for elite football no wider community use
Shrewsbury	257	Shrewsbury Town Football Club (New Meadow)	Yes	Sports club	Secure	Adult		1	Good	-	-	-	-	Pitch used for elite football no wider community use
Shrewsbury	259	Unison Club (Column Cricket, Bowls & Tennis Club)	Yes	Sports club	Secure	Adult		1	Poor	-	1	1	1	Spare capacity of 1 match equivalent session is discounted due to poor quality
Shrewsbury	260	Springfield Recreation Ground	Yes	Shrewsbury TC	Secure	Adult		2	Standard	3	4	1	-	Pitches are played to capacity at peak period
Shrewsbury	260	Springfield Recreation Ground	Yes	Shrewsbury TC	Secure	Youth	(9v9)	1	Standard	0.5	2	1.5	0.5	Actual spare capacity of 0.5 match equivalent sessions
Shrewsbury	276	Stanley Parker Playing Fields	Yes	Bayston Hill PC / Council	Secure	Adult		3	Standard	2.5	6	3.5	0.5	Actual spare capacity of 0.5 match equivalent sessions
Shrewsbury	276	Stanley Parker Playing Fields	Yes	Bayston Hill PC / Council	Secure	Mini	(5v5)	1	Standard	0.5	4	3.5	0.5	Actual spare capacity of 0.5 match equivalent sessions
Shrewsbury	276	Stanley Parker Playing Fields	Yes	Bayston Hill PC / Council	Secure	Mini	(7v7)	1	Standard	1.5	4	2.5	-	Pitch is played to capacity at peak period
Shrewsbury	276	Stanley Parker Playing Fields	Yes	Bayston Hill PC / Council	Secure	Youth	(9v9)	1	Standard	1.5	2	0.5	-	Pitch is played to capacity at peak period
Shrewsbury	295	The Priory School	Yes	Education	Unsecure	Youth	(11v11)	1	Standard	1	2	1	1	Spare capacity of 1 match equivalent session discounted due to unsecure tenure
Shrewsbury	295	The Priory School	Yes	Education	Unsecure	Youth	(9v9)	1	Standard	1	2	1	1	Spare capacity of 1 match equivalent session discounted due to unsecure tenure
Shrewsbury	308	Upton Lane Recreation Ground	Yes	Shrewsbury TC	Secure	Youth	(11v11)	1	Standard	-	2	2	1	Actual spare capacity of 1 match equivalent session
Shrewsbury	350	Shelton Recreation Ground	Yes	Shrewsbury TC	Secure	Mini	(5v5)	1	Standard	2	4	2	-	Pitch is played to capacity at peak period
Shrewsbury	350	Shelton Recreation Ground	Yes	Shrewsbury TC	Secure	Mini	(7v7)	1	Standard	1.5	4	2.5	-	Pitch is played to capacity at peak period
North East Analysis Area														
Market Drayton	63	Cheswardine Parish Council	Yes	Cheswardine PC	Secure	Youth	(9v9)	1	Poor	-	1	1	1	Spare capacity of 1 match equivalent session is discounted due to poor quality
Market Drayton	66	Childs Ercall Playing Field	Yes	Childs Ercall PC	Secure	Adult		1	Poor	-	1	1	1	Spare capacity of 1 match equivalent session is discounted due to poor quality
Market Drayton	78	Clive Barracks	No	MOD	Unsecure	Adult		1	Standard	-	2	2	1	Not available for community use
Market Drayton	123	Greenfields Sports Ground	Yes	MDSA	Unsecure	Adult		1	Good	1	3	2	1	Spare capacity of 1 match equivalent session discounted due to unsecure tenure
Market Drayton	123	Greenfields Sports Ground	Yes	MDSA	Unsecure	Mini	(5v5)	1	Standard	1	4	3	-	Pitch is played to capacity at peak period
Market Drayton	123	Greenfields Sports Ground	Yes	MDSA	Unsecure	Mini	(7v7)	2	Standard	1	8	7	1	Spare capacity of 1 match equivalent sessions is discounted due to unsecure tenure.
Market Drayton	123	Greenfields Sports Ground	Yes	MDSA	Unsecure	Youth	(11v11)	1	Standard	3	2	1	-	Pitch is overplayed by 1 match equivalent session
Market Drayton	123	Greenfields Sports Ground	Yes	MDSA	Unsecure	Youth	(9v9)	1	Standard	1.5	2	0.5	-	Pitch is played to capacity at peak period
Market Drayton	135	Hinstock Recreation Ground	Yes	Hinstock PC	Secure	Adult		1	Poor	0.5	1	0.5	0.5	Spare capacity of 0.5 match equivalent sessions is discounted due to poor quality
Market Drayton	136	HMP Stoke Heath	No	HMP	Unsecure	Adult		1	Poor		1		1	Not available for community use /access
Market Drayton	138	Hodnet Social Club	Yes	Sports club	Secure	Adult		1	Poor	0.5	1	0.5	0.5	Spare capacity of 0.5 match equivalent sessions is discounted due to poor quality
Market Drayton	171	Market Drayton Community Amateur Sports Club	Yes	Sports club	Secure	Youth	(9v9)	1	Standard	-	2	2	1	Actual spare capacity of 1 match equivalent session
Market Drayton	287	The Grove School	No	Education	Unsecure	Adult		1	Standard	1	2	2	1	Spare capacity of 1 match equivalent session discounted due to unsecure tenure
Market Drayton	287	The Grove School	No	Education	Unsecure	Youth	(11v11)	1	Standard	1	2	2	1	Spare capacity of 1 match equivalent session discounted due to unsecure tenure

SHROPSHIRE COUNCIL PLAYING PITCH & OUTDOOR SPORTS STRATEGY

Place plan	Site ID	Site name	Community use?	Management	Security of tenure	Pitch type	Pitch size	No. of pitches	Agreed quality rating	Current play ⁷	Site capacity ⁸	Capacity balance ⁹	Spare capacity in peak period	Comments
Market Drayton	287	The Grove School	No	Education	Unsecure	Youth	(9v9)	1	Standard	1	2	2	1	Spare capacity of 1 match equivalent session discounted due to unsecure tenure
Wem	54	Butler Sports Centre	Yes	Wem TC	Secure	Adult		1	Standard	2	2		-	Pitch is played to capacity
Wem	54	Butler Sports Centre	Yes	Wem TC	Secure	Mini	(7v7)	1	Standard	2	4	2	-	Pitch is played to capacity at peak period
Wem	54	Butler Sports Centre	Yes	Wem TC	Secure	Youth	(9v9)	1	Standard	0.5	2	1.5	0.5	Actual spare capacity of 0.5 match equivalent sessions
Wem	230	RAF Shawbury	No	MOD	Unsecure	Adult		2	Standard	-	4	4	-	No community use
Wem	242	Shawbury Recreation Ground	Yes	Shawbury PC	Secure	Adult		1	Standard	2.5	1	1.5	-	Pitch is overplayed by 1.5 match equivalent sessions
Wem	301	Thomas Adams Sports Centre	Yes	Education	Unsecure	Adult		1	Standard	1	2	1	1	Spare capacity of 1 match equivalent session discounted due to unsecure tenure
Wem	301	Thomas Adams Sports Centre	Yes	Education	Unsecure	Youth	(11v11)	3	Standard	3	6	3	3	Spare capacity of 3 match equivalent sessions discounted due to unsecure tenure
Wem	312	Wem Recreation Ground	Yes	Wem TC	Secure	Adult		1	Poor	-	1	1	1	Spare capacity of 1 match equivalent session is discounted due to poor quality
Wem	370	Shawbury Junior Football Club (Ponyton)	Yes	Private	Unsecure	Mini	(5v5)	1	Poor	1.5	2	0.5	-	Pitch is played to capacity at peak period
Wem	370	Shawbury Junior Football Club (Ponyton)	Yes	Private	Unsecure	Mini	(7v7)	1	Poor	1	2	1	-	Pitch is played to capacity at peak period
Wem	370	Shawbury Junior Football Club (Ponyton)	Yes	Private	Unsecure	Youth	(9v9)	1	Poor	1	1		-	Pitch is played to capacity at peak period
Whitchurch	105	Deermoss Park	Yes	Council	Secure	Youth	(11v11)	1	Poor	-	1	1	1	Spare capacity of 1 match equivalent session is discounted due to poor quality
Whitchurch	221	Prees Cricket and Recreation Club	Yes	Sports club	Secure	Adult		1	Good	0.5	3	2.5	1	Pitch is played to capacity at peak period through overmarking
Whitchurch	221	Prees Cricket and Recreation Club	Yes	Sports club	Secure	Mini ¹⁰	(7v7)	1	Good	2	6	4	-	Pitch is played to capacity at peak period
Whitchurch	221	Prees Cricket and Recreation Club	Yes	Sports club	Secure	Youth	(11v11)	1	Good	3	4	1	-	Pitch is played to capacity at peak period
Whitchurch	221	Prees Cricket and Recreation Club	Yes	Sports club	Secure	Youth ¹¹	(9v9)	1	Good	2.5	4	1.5	-	Pitch is played to capacity at peak period
Whitchurch	225	Queensway Park	Yes	Community organisation	Secure	Adult		1	Standard	-	2	2	1	Actual spare capacity of 1 match equivalent session
Whitchurch	225	Queensway Park	Yes	Community organisation	Secure	Mini	(5v5)	1	Standard	-	4	4	1	Actual spare capacity of 1 match equivalent session
Whitchurch	321	Whitchurch Sports & Leisure Centre (Sir John Talbot School)	Yes	Education	Unsecure	Adult		1	Poor	1	1	1	1	Spare capacity of 1 match equivalent session discounted due to unsecure tenure
Whitchurch	321	Whitchurch Sports & Leisure Centre (Sir John Talbot School)	Yes	Education	Unsecure	Mini	(5v5)	1	Poor	1	2	1	-	Pitch is played to capacity at peak period
Whitchurch	321	Whitchurch Sports & Leisure Centre (Sir John Talbot School)	Yes	Education	Unsecure	Mini	(7v7)	1	Poor	1.5	2	0.5	-	Pitch is played to capacity at peak period
Whitchurch	321	Whitchurch Sports & Leisure Centre (Sir John Talbot School)	Yes	Education	Unsecure	Youth	(11v11)	1	Poor	2.5	1	1.5	-	Pitch overplayed by 1.5 match equivalent sessions
Whitchurch	340	Yockings Park (Whitchurch Alport Juniors FC)	Yes	Sports club	Secure	Adult		1	Standard	1.5	2	0.5	1	Actual spare capacity of 1 match equivalent session
Whitchurch	340	Yockings Park (Whitchurch Alport Juniors FC)	Yes	Sports club	Secure	Youth	(9v9)	1	Standard	1	2	1	0.5	Actual spare capacity of 0.5 match equivalent sessions
North West Analysis Area														
Ellesmere	25	Beech Grove Playing Fields	Yes	Sports club	Secure	Adult		2	Standard	3	4	1	0.5	Actual spare capacity of 0.5 match equivalent sessions
Ellesmere	25	Beech Grove Playing Fields	Yes	Ellesmere TC	Secure	Mini	(5v5)	1	Standard	0.5	4	3.5	0.5	Actual spare capacity of 0.5 match equivalent sessions
Ellesmere	25	Beech Grove Playing Fields	Yes	Ellesmere TC	Secure	Mini	(7v7)	1	Standard	1	4	3	-	Pitch is played to capacity at peak period

¹⁰ Overmarked on the adult pitch

¹¹ Overmarked on the youth 11v11 pitch

SHROPSHIRE COUNCIL

PLAYING PITCH & OUTDOOR SPORTS STRATEGY

Place plan	Site ID	Site name	Community use?	Management	Security of tenure	Pitch type	Pitch size	No. of pitches	Agreed quality rating	Current play ⁷	Site capacity ⁸	Capacity balance ⁹	Spare capacity in peak period	Comments
Ellesmere	25	Beech Grove Playing Fields	Yes	Ellesmere TC	Secure	Youth	(9v9)	1	Standard	0.5	2	1.5	0.5	Actual spare capacity of 0.5 match equivalent sessions
Ellesmere	111	Ellesmere College	Yes	Education	Unsecure	Adult		5	Good	5	15	10	5	Spare capacity of 5 match equivalent session discounted due to unsecure tenure
Ellesmere	151	Lakelands Academy	No	Education	Unsecure	Adult		1	Poor	1	1		1	Pitch is considered played to capacity through curricular use
Ellesmere	180	Millennium Village Hall Playing Fields	Yes	Community organisation	Secure	Adult		1	Poor	-	1	1	1	Spare capacity of 1 match equivalent session is discounted due to poor quality
Oswestry	156	Llanymynech Village Hall	Yes	Community organisation	Unsecure	Youth	(11v11)	1	Poor	2	1	1	-	Pitch is overplayed by 1 match equivalent session
Oswestry	169	Marches School	No	Education	Unsecure	Adult		1	Standard	1	2	1	1	Spare capacity of 1 match equivalent session discounted due to unsecure tenure
Oswestry	169	Marches School	No	Education	Unsecure	Youth	(11v11)	1	Standard	1	2	1	1	Spare capacity of 1 match equivalent session discounted due to unsecure tenure
Oswestry	169	Marches School	No	Education	Unsecure	Youth	(9v9)	1	Standard	1	2	1	1	Spare capacity of 1 match equivalent session discounted due to unsecure tenure
Oswestry	189	Morton Playing Field	Yes	Community organisation	Secure	Adult		1	Poor	-	1	1	1	Spare capacity of 1 match equivalent session is discounted due to poor quality
Oswestry	189	Morton Playing Field	Yes	Community organisation	Secure	Youth	(9v9)	1	Poor	1	1		-	Pitch is played to capacity
Oswestry	208	Oswestry Boys & Girls Football Club	Yes	Sports club	Secure	Mini	(5v5)	1	Standard	1.5	4	2.5	-	Pitch is played to capacity at peak period
Oswestry	208	Oswestry Boys & Girls Football Club	Yes	Sports club	Secure	Mini	(7v7)	2	Standard	3	8	5	-	Pitches are played to capacity at peak period
Oswestry	208	Oswestry Boys & Girls Football Club	Yes	Sports club	Secure	Youth	(11v11)	3	Standard	3	6	3	0.5	Actual spare capacity of 0.5 match equivalent sessions
Oswestry	208	Oswestry Boys & Girls Football Club	Yes	Sports club	Secure	Youth	(9v9)	1	Standard	1	2	1	-	Pitch is played to capacity at peak period
Oswestry	211	Oswestry School	Yes	Education	Unsecure	Adult		2	Good	2	6	4	2	Spare capacity of 2 match equivalent sessions discounted due to unsecure tenure
Oswestry	211	Oswestry School	Yes	Education	Unsecure	Mini	(7v7)	1	Good	1.5	6	4.5	-	Pitch is played to capacity at peak period
Oswestry	211	Oswestry School	Yes	Education	Unsecure	Youth	(11v11)	1	Good	1	4	3	-	Pitch is played to capacity at peak period
Oswestry	211	Oswestry School	Yes	Education	Unsecure	Youth	(9v9)	1	Good	0.5	4	3.5	0.5	Spare capacity of 0.5 match equivalent sessions discounted due to unsecure tenure
Oswestry	215	Packwood Haugh School	No	Education	Unsecure	Youth	(11v11)	4	Good	4	16	14	4	Not available for community use
Oswestry	266	St Martins Playing Field	Yes	Private	Unsecure	Adult		1	Poor	1	1		1	Pitch is played to capacity
Oswestry	293	The Playing Fields	Yes	Selattyn & Gobowen PC	Secure	Adult		1	Poor	0.5	1	0.5	1	Spare capacity of 1 match equivalent session is discounted due to poor quality
Oswestry	293	The Playing Fields	Yes	Selattyn & Gobowen PC	Secure	Youth	(9v9)	1	Poor	-	1	1	1	Spare capacity of 1 match equivalent session is discounted due to poor quality
Oswestry	304	Trefonen Playing Fields	Yes	Council	Secure	Adult		1	Poor	0.5	1	1	1	Spare capacity of 1 match equivalent session is discounted due to poor quality
Oswestry	316	Weston Road	Yes	Oswestry Rural PC	Secure	Adult		1	Poor	1	1		0.5	Pitch is played to capacity
Oswestry	379	St Johns The Baptist C of E Primary School	No	Education	Unsecure	Mini	(7v7)	1	Poor	1	2	2	1	Not available for community use
South Analysis Area														
Cleobury Mortimer	75	Clee Hill Recreation Ground (Knowle Sports Club)	Yes	Sports club	Secure	Adult		1	Poor	0.5	1	0.5	1	Spare capacity of 1 match equivalent session is discounted due to poor quality
Cleobury Mortimer	75	Clee Hill Recreation Ground (Knowle Sports Club)	Yes	Sports club	Secure	Mini	(7v7)	1	Poor	-	2	2	1	Spare capacity of 1 match equivalent session is discounted due to poor quality
Cleobury Mortimer	77	Cleobury Mortimer Playing Field	Yes	Cleobury Mortimer TC	Secure	Youth	(9v9)	1	Poor	0.5	1	0.5	1	Spare capacity of 1 match equivalent session is discounted due to poor quality
Ludlow	164	Ludlow Church of England School	No	Education	Unsecure	Adult		2	Poor	2	2		2	Pitch is considered played to capacity through curricular use

SHROPSHIRE COUNCIL PLAYING PITCH & OUTDOOR SPORTS STRATEGY

Place plan	Site ID	Site name	Community use?	Management	Security of tenure	Pitch type	Pitch size	No. of pitches	Agreed quality rating	Current play ⁷	Site capacity ⁸	Capacity balance ⁹	Spare capacity in peak period	Comments
Ludlow	186	Moor Park School	Yes	Education	Unsecure	Mini	(7v7)	3	Good	3	18	15	3	Spare capacity of 3 match equivalent session discounted due to unsecure tenure
Ludlow	289	The Ludlow Stadium	Yes	STinC ¹²	Secure	Adult		2	Good	2.5	6	3.5	0.5	Actual spare capacity of 0.5 match equivalent sessions
Ludlow	289	The Ludlow Stadium	Yes	STinC	Secure	Youth	(11v11)	1	Good	2.5	4	1.5	-	Pitch is played to capacity at peak period
Ludlow	368	The Recreation Field	Yes	Community organisation	Unsecure	Mini	(7v7)	1	Poor	0.5	2	1.5	1	Spare capacity of 1 match equivalent session is discounted due to poor quality
South East Analysis Area														
Albrighton	8	Albrighton Primary School	Yes	Education	Unsecure	Mini	(5v5)	1	Poor	5	2	3	-	Pitch is overplayed by 3 match equivalent sessions
Albrighton	8	Albrighton Primary School	Yes	Education	Unsecure	Youth	(9v9)	1	Poor	1	1		0.5	Pitch is played to capacity
Albrighton	23	Beckbury Playing Fields	Yes	Beckbury PC	Secure	Youth	(9v9)	1	Poor	1	1		-	Pitch is played to capacity
Albrighton	229	RAF Cosford School of Physical Training	Yes	MOD	Unsecure	Adult		3	Standard	1.5	6	4.5	2.5	Spare capacity of 2.5 match equivalent sessions discounted due to unsecure tenure
Albrighton	229	RAF Cosford School of Physical Training	No	MOD	Unsecure	Youth	(9v9)	1	Standard	-	2	2	-	No community use
Bridgnorth	6	AFC Bridgnorth	Yes	Sports club	Secure	Adult		1	Poor	1	1		1	Pitch is played to capacity
Bridgnorth	10	Alveley Recreation Ground	Yes	Community organisation	Secure	Adult		1	Poor	0.5	1	0.5	0.5	Spare capacity of 0.5 match equivalent sessions is discounted due to poor quality
Bridgnorth	10	Alveley Recreation Ground	Yes	Community organisation	Secure	Youth	(9v9)	1	Poor	0.5	1	0.5	0.5	Spare capacity of 0.5 match equivalent sessions is discounted due to poor quality
Bridgnorth	50	Brown Clee Football Club	Yes	Private	Unsecure	Adult		1	Poor	0.5	1	0.5	1	Spare capacity of 0.5 match equivalent sessions is discounted due to poor quality
Bridgnorth	72	Claverley CE Primary School	Yes	Claverley PC / Education	Secure	Youth	(11v11)	1	Standard	1	2	1	1	Actual spare capacity of 1 match equivalent session
Bridgnorth	102	Crown Meadow	Yes	Bridgnorth TC	Secure	Adult		1	Poor	0	1	1	1	Spare capacity of 1 match equivalent session is discounted due to poor quality
Bridgnorth	102	Crown Meadow	Yes	Bridgnorth TC	Secure	Mini	(7v7)	1	Poor	2.5	2	0.5	-	Pitch is overplayed by 0.85 match equivalent sessions
Bridgnorth	116	Friars Playing Fields (Unattached Playing Fields)	Yes	Education	Unsecure	Adult		6	Poor	1.5	6	4.5	4.5	Spare capacity of 4.5 match equivalent sessions is discounted due to poor quality
Bridgnorth	116	Friars Playing Fields (Unattached Playing Fields)	Yes	Education	Unsecure	Mini	(7v7)	1	Poor	0.5	2	1.5	0.5	Spare capacity of 0.5 match equivalent sessions is discounted due to poor quality
Bridgnorth	116	Friars Playing Fields (Unattached Playing Fields)	Yes	Education	Unsecure	Youth	(11v11)	1	Poor	0.5	1	0.5	1	Spare capacity of 1 match equivalent session. is discounted due to poor quality
Bridgnorth	116	Friars Playing Fields (Unattached Playing Fields)	Yes	Education	Unsecure	Youth	(9v9)	1	Poor	1	1		-	Pitch played to capacity
Bridgnorth	206	Oldbury Wells School	Yes	Education	Unsecure	Mini	(5v5)	2	Poor	2.5	4	1.5	-	Pitch is played to capacity at peak period
Bridgnorth	206	Oldbury Wells School	Yes	Education	Unsecure	Mini	(7v7)	1	Poor	2	2		-	Pitch is played to capacity
Bridgnorth	206	Oldbury Wells School	Yes	Education	Unsecure	Youth	(11v11)	3	Poor	3	3		-	Pitches are played to capacity
Bridgnorth	206	Oldbury Wells School	Yes	Education	Unsecure	Youth	(9v9)	1	Poor	1	1		-	Pitch is played to capacity
Broseley	16	Barrow 1618 CE Free School	Yes	Education	Unsecure	Youth	(9v9)	1	Poor	0.5	1	0.5	0.5	Spare capacity of 0.5 match equivalent sessions discounted due to unsecure tenure
Broseley	30	Birchmeadow Playing Fields	Yes	Council	Secure	Adult		1	Standard	0	2	2	1	Actual spare capacity of 1 match equivalent session
Broseley	30	Birchmeadow Playing Fields	Yes	Council	Secure	Youth	(11v11)	1	Standard	2.5	2	0.5	-	Pitch is overplayed by 0.5 match equivalent sessions
Broseley	46	Broseley C of E Primary School	Yes	Education	Unsecure	Mini	(7v7)	1	Poor	0.5	2	1.5	0.5	Spare capacity of 0.5 match equivalent sessions discounted due to unsecure tenure
Broseley	142	John Wilkinson Primary School	Yes	Education	Unsecure	Mini	(5v5)	1	Poor	1.5	2	0.5	0.5	Spare capacity of 0.5 match equivalent sessions discounted due to unsecure tenure
Highley	131	Highley Primary School	Yes	Education	Unsecure	Mini	(7v7)	1	Poor	0.5	2	1.5	0.5	Spare capacity of 0.5 match equivalent sessions discounted due to unsecure tenure
Highley	132	Highley Rugby Club	Yes	Council	Secure	Mini	(5v5)	1	Poor	1	2	1	-	Pitch is played to capacity at peak period

¹² Shrewsbury Town in the Community
October 2020

SHROPSHIRE COUNCIL

PLAYING PITCH & OUTDOOR SPORTS STRATEGY

Place plan	Site ID	Site name	Community use?	Management	Security of tenure	Pitch type	Pitch size	No. of pitches	Agreed quality rating	Current play ⁷	Site capacity ⁸	Capacity balance ⁹	Spare capacity in peak period	Comments
Highley	132	Highley Rugby Club	Yes	Council	Secure	Youth	(11v11)	1	Poor	0.5	1	0.5	0.5	Actual spare capacity of 0.5 match equivalent session
Highley	238	Severn Centre	Yes	Trust (Halo)	Secure	Adult		1	Poor	-	1	1	1	Spare capacity of 1 match equivalent session. is discounted due to poor quality
Highley	238	Severn Centre	Yes	Trust (Halo)	Secure	Youth	(9v9)	1	Poor	1	1		-	Pitch is played to capacity at peak period
Much Wenlock	97	Cressage Playing Field (Sheinton Rd)	Yes	Cressage, Harley & Sheinton PC	Secure	Adult		1	Poor	-	1	1	1	Spare capacity of 1 match equivalent session is discounted due to poor quality
Much Wenlock	193	Much Wenlock Leisure Centre (William Brookes School)	Yes	Education	Unsecure	Youth	(9v9)	1	Poor	0.5	1	0.5	0.5	Spare capacity of 0.5 match equivalent session is discounted due to poor quality
Much Wenlock	194	Much Wenlock Primary School	Yes	Education	Unsecure	Mini	(7v7)	1	Poor	0.5	2	1.5	0.5	Spare capacity of 0.5 match equivalent sessions discounted due to unsecure tenure
Shifnal	140	Idsall Sports Centre	Yes	Council	Secure	Adult		3	Standard	7.5	6	1.5	-	Pitches are overplayed by 1.5 match equivalent sessions.
Shifnal	140	Idsall Sports Centre	Yes	Council	Secure	Mini	(7v7)	1	Standard	3.5	4	0.5	-	Pitch is played to capacity at peak time.
Shifnal	140	Idsall Sports Centre	Yes	Council	Secure	Youth	(9v9)	2	Standard	4	4		-	Pitches are played to capacity.
Shifnal	153	Lilleshall National Sports & Conferencing Centre	Yes	Commercial	Unsecure	Adult		8	Good	2	24	22	8	Spare capacity of 8 match equivalent sessions discounted due to unsecure tenure
Shifnal	157	Loak Road (Albrighton Football Club)	Yes	Sports club	Secure	Adult		1	Good	4	1	3	-	Pitch is overplayed by 3 match equivalent sessions
Shifnal	245	Shifnal Town FC (The Acoustafam Stadium)	Yes	Sports club	Secure	Adult		1	Good	2.5	3	0.5	1	Spare capacity discounted to ensure Step pitch quality.
Shifnal	317	Wheatfield Drive Recreation Ground	Yes	Shifnal TC	Secure	Mini	(5v5)	2	Poor	3.5	4	0.5	-	Pitch is played to capacity at peak period
South West Analysis Area														
Bishop's Castle	24	Bedstone College	No	Education	Unsecure	Youth	(9v9)	1	Good	1	4	3	1	Spare capacity of 1 match equivalent session discounted due to unsecure tenure
Bishop's Castle	86	Community College Bishops Castle	Yes	Education	Unsecure	Adult		1	Good	2.5	3	0.5	1	Spare capacity of 0.5 match equivalent sessions discounted due to unsecure tenure
Bishop's Castle	86	Community College Bishops Castle	Yes	Education	Unsecure	Mini	(5v5)	1	Standard	0.5	4	3.5	1	Spare capacity of 1 match equivalent session discounted due to unsecure tenure
Bishop's Castle	86	Community College Bishops Castle	Yes	Education	Unsecure	Mini	(7v7)	1	Standard	0.5	4	3.5	0.5	Spare capacity of 0.5 match equivalent sessions discounted due to unsecure tenure
Bishop's Castle	86	Community College Bishops Castle	Yes	Education	Unsecure	Youth	(9v9)	1	Poor	0.5	1	0.5	1	Spare capacity of 1 match equivalent session discounted due to unsecure tenure
Bishop's Castle	197	Newcastle Village Football Pitch	Yes	Community organisation	Secure	Adult		1	Poor	0.5	1	0.5	1	Spare capacity of 1 match equivalent session is discounted due to poor quality
Bishop's Castle	369	Cross Banks (Norbury)	Yes	Community organisation	Secure	Adult		1	Poor	0.5	1	0.5	0.5	Spare capacity of 0.5 match equivalent sessions is discounted due to poor quality
Church Stretton	44	Brooksby Playing Fields	Yes	Church Stretton TC	Secure	Adult		1	Poor	1	1		0.5	Pitch is played to capacity
Church Stretton	44	Brooksby Playing Fields	Yes	Church Stretton TC	Secure	Mini	(7v7)	1	Poor	0.5	2	1.5	0.5	Spare capacity of 1 match equivalent session is discounted due to poor quality
Church Stretton	44	Brooksby Playing Fields	Yes	Church Stretton TC	Secure	Youth	(9v9)	1	Poor	1.5	1	0.5	-	Pitch is overplayed by 0.5 match equivalent sessions
Church Stretton	71	Church Stretton School	Yes	Education	Unsecure	Adult		2	Poor	2	2		2	Pitches are played to capacity
Church Stretton	236	Russels Meadow Ground	Yes	Church Stretton TC	Secure	Adult		2	Standard	1	4	3	1.5	Actual spare capacity of 1.5 match equivalent sessions
Church Stretton	337	Worthen Village Hall	Yes	Community organisation	Secure	Adult		1	Poor	0.5	1	0.5	0.5	Spare capacity of 0.5 match equivalent sessions is discounted due to poor quality
Craven Arms	85	Community Arts Sports Craven Arms (CASCA)	Yes	Community organisation	Secure	Youth	(11v11)	1	Poor	0.5	1	0.5	0.5	Spare capacity of 0.5 match equivalent sessions is discounted due to poor quality

SHROPSHIRE COUNCIL PLAYING PITCH & OUTDOOR SPORTS STRATEGY

Spare capacity summary

When aggregated from the table above, actual spare capacity totals 26.5 match equivalent sessions per week across 49 pitches. This has been gathered up by area and by pitch type below.

Table 2.13: Summary of actual spare capacity

Analysis area	Actual spare capacity (match equivalent sessions per week)					Total
	Adult	Youth 11v11	Youth 9v9	Mini 7v7	Mini 5v5	
Central	6	3	2	1	3	15
North East	2	-	2	-	1	5
North West	0.5	0.5	0.5	-	0.5	2
South	0.5	-	-	-	-	0.5
South East	1	1.5	-	-	-	2.5
South West	1.5	-	-	-	-	1.5
Total	11.5	5	4.5	1	4.5	26.5

Most actual spare capacity is identified on adult pitches, although some is also identified on the remaining pitch types. Most of this spare capacity is in Central Analysis Area which correlates with it also accommodated the most amount of community available pitches. In comparison spare capacity in the South Analysis Area is minimal with only 0.5 match equivalent session.

Overplay

Overplay occurs when there is more play accommodated on a site than it is able to sustain, which can often be due to the low carrying capacity of pitches. In Shropshire, 18 pitches across 13 sites are overplayed by a combined total of 18 match equivalent sessions per week.

As can be seen overleaf, when broken down, 8.5 match equivalent sessions of overplay takes place in the South East Analysis Area, four match equivalent sessions each in the Central and North East analysis areas, one match equivalent session in the North West Analysis Area and 0.5 match equivalent sessions in the South West Analysis Area.

Table 2.14: Summary of overplay

Analysis area	Place plan	Site ID	Site name	Pitch type	No. of pitches	Capacity rating (match sessions)
Central	Pontesbury & Minsterley	152	Lea Cross Pitches	(11v11)	2	1
Central	Pontesbury & Minsterley	152	Lea Cross Pitches	(9v9)	1	2
Central	Shrewsbury	35	Boiler House Pitch	Adult	1	0.5
Central	Shrewsbury	158	London Road Sports Centre	(11v11)	2	0.5
North East	Market Drayton	123	Greenfields Sports Ground	(11v11)	1	1
North East	Wem	242	Shawbury Recreation Ground	Adult	1	1.5
North East	Whitchurch	321	Whitchurch Sports & Leisure Centre	(11v11)	1	1.5

SHROPSHIRE COUNCIL PLAYING PITCH & OUTDOOR SPORTS STRATEGY

Analysis area	Place plan	Site ID	Site name	Pitch type	No. of pitches	Capacity rating (match sessions)
North West	Oswestry	156	Llanymynech Village Hall	(11v11)	1	1
South East	Albrighton	8	Albrighton Primary School	(5v5)	1	3
South East	Bridgnorth	102	Crown Meadow	(7v7)	1	0.5
South East	Broseley	30	Birchmeadow Playing Fields	(11v11)	1	0.5
South East	Shifnal	140	Idsall Sports Centre	Adult	3	1.5
South East	Shifnal	157	Loak Road (Albrighton Football Club)	Adult	1	3
South West	Church Stretton	44	Brooksburry Playing Fields	(9v9)	1	0.5
Total						18

The majority of overplay on sites is generated from the substantial levels of demand accessing poor quality pitch stock. In total 6.5 match equivalent sessions of overplay is located on adult, 5.5 match equivalent sessions on youth 11v11, 2.5 match equivalent sessions on youth 9v9, 0.5 match equivalent sessions on mini 7v7 and three match equivalent sessions on mini 5v5 pitches.

2.5: Supply and demand analysis

Having considered supply and demand, the tables below identify current demand (i.e. spare capacity taking away overplay and any exported demand) in each of the analysis areas for each pitch type, based on match equivalent sessions. Future demand is based solely on team generation rates, which are driven by population increases.

Adult pitch analysis

Table 2.15: Supply and demand balance of adult pitches

Analysis area	Actual spare capacity ¹³	Demand (match equivalent sessions)			
		Overplay	Current total	Future demand ¹⁴	Total
Central	6	0.5	5.5	-	5.5
North East	2	1.5	0.5	-	0.5
North West	0.5	-	0.5	-	0.5
South	0.5	-	0.5	-	0.5
South East	1	4.5	3.5	-	3.5
South West	1.5	-	1.5	-	1.5
Total	11.5	6.5	5	-	5

There is currently an adequate supply of adult pitches to meet demand, with five match equivalent sessions of spare capacity and spare capacity existing in each analysis area apart from the South East. When considering future demand from team generation rates this remains the same.

¹³ In match equivalent sessions

¹⁴ Overall a total of two match equivalent sessions of future demand is from population growth with the remaining generated from club aspirational demand

SHROPSHIRE COUNCIL PLAYING PITCH & OUTDOOR SPORTS STRATEGY

Youth 11v11 pitch analysis

Table 2.16: Supply and demand balance of youth 11v11 pitches

Analysis area	Actual spare capacity ¹⁵	Demand (match equivalent sessions)			
		Overplay	Current total	Future demand ¹⁶	Total
Central	3	1.5	1.5	1	0.5
North East	-	2.5	2.5	-	2.5
North West	0.5	1	0.5	-	0.5
South	-	-		-	
South East	1.5	0.5	1	0.5	0.5
South West	-	-		-	
Total	5	5.5	0.5	1.5	2

There is currently a shortfall across the Borough on youth 11v11 pitches totalling 0.5 match equivalent sessions. When accounting for future demand, the shortfalls increases to two match equivalent sessions per week.

It must also be noted that several youth 11v11 teams are playing on adult pitches, meaning shortfalls would greatly increase should these sides transfer to the correct pitch type.

Youth 9v9 pitch analysis

Table 2.17: Supply and demand balance of youth 9v9 pitches

Analysis area	Actual spare capacity ¹⁷	Demand (match equivalent sessions)			
		Overplay	Current total	Future demand ¹⁸	Total
Central	2	2		-	
North East	2	-	2	-	2
North West	0.5	-	0.5	-	0.5
South	-	-		-	
South East	-	1	1	-	1
South West	-	-		-	
Total	4.5	3	1.5	-	1.5

Overall, there is current minimal spare capacity on youth 9v9 pitches totalling 1.5 match equivalent session. When taking into consideration future demand from team generation rates this remains the same.

¹⁵ In match equivalent sessions

¹⁶ Overall a total of two match equivalent sessions of future demand is from population growth with the remaining generated from club aspirational demand

¹⁷ In match equivalent sessions

¹⁸ Overall a total of two match equivalent sessions of future demand is from population growth with the remaining generated from club aspirational demand

SHROPSHIRE COUNCIL

PLAYING PITCH & OUTDOOR SPORTS STRATEGY

Mini 7v7 pitch analysis

Table 2.18: Supply and demand balance of mini 7v7 pitches

Analysis area	Actual spare capacity ¹⁹	Demand (match equivalent sessions)			
		Overplay	Current total	Future demand ²⁰	Total
Central	1	-	1	-	1
North East	-	-		-	
North West	-	-		-	
South	-	-		-	
South East	-	0.5	0.5	-	0.5
South West	-	-		-	
Total	1	0.5	0.5	-	0.5

Across Shropshire there is currently minimal spare capacity of 0.5 match equivalent sessions on mini 7v7 pitches. As future demand from clubs is non-existent for mini 7v7 pitches, with clubs instead planning to add mini teams at the lowest age group each year (mini 5v5 teams), the level of spare capacity remains at 0.5 match equivalents sessions.

Mini 5v5 pitch analysis

Table 2.19: Supply and demand balance of mini 5v5 pitches

Analysis area	Actual spare capacity ²¹	Demand (match equivalent sessions)			
		Overplay	Current total	Future demand ²²	Total
Central	3	-	3	-	3
North East	1	-	1	-	1
North West	0.5	-	0.5	-	0.5
South	-	-		-	
South East	-	3	3	-	3
South West	-	-		-	
Total	4.5	3	1.5	-	1.5

Currently, mini 5v5 pitches have minimal spare capacity of 1.5 match equivalent sessions. Similarly, due to no expected increase for population growth, this remains the same when including future demand.

¹⁹ In match equivalent sessions

²⁰ Overall a total of two match equivalent sessions of future demand is from population growth with the remaining generated from club aspirational demand

²¹ In match equivalent sessions

²² Overall a total of two match equivalent sessions of future demand is from population growth with the remaining generated from club aspirational demand

SHROPSHIRE COUNCIL

PLAYING PITCH & OUTDOOR SPORTS STRATEGY

2.6: Conclusions

Using the supply and demand analysis tables, it is determined that there is current spare capacity across all pitch types, apart from youth 11v11 pitches in Shropshire. After factoring in future demand from population increases the shortfalls on youth 11v11 pitches increases.

This being said, some of the spare capacity acknowledged on adult pitches is mostly cancelled out through the overplay on youth 11v11 pitches. As stated earlier many youth 11v11 teams will use adult pitches to play their competitive matches due to the lack of suitable provision.

Table 2.20: Summary of supply and demand

Pitch type	Demand (match equivalent sessions per week)				
	Actual spare capacity	Overplay	Current total	Future demand	Total
Adult	11.5	6.5	5	-	5
Youth 11v11	5	5.5	0.5	1.5	2
Youth 9v9	4.5	3	1.5	-	1.5
Mini 7v7	1	0.5	0.5	-	0.5
Mini 5v5	4.5	3	1.5	-	1.5

Most current overplay across the varies pitch types is generated from high levels of demand across sites which contain poor quality pitches. This worsens when accounting for the additional future demand. Scenarios on how to address the identified shortfalls will be explored in the proceeding Strategy & Action Plan including, but not limited to, improving pitch quality, reconfiguration of pitch type, securing access to sites with unsecure tenure and bringing back sites previously used.

SHROPSHIRE COUNCIL

PLAYING PITCH & OUTDOOR SPORTS STRATEGY

Football – grass pitch summary

- ◆ **Using the supply and demand analysis tables, it is determined that there is current spare capacity across all pitch types, apart from Youth 11v11 pitches in Shropshire.**
- ◆ The audit identifies a total of 283 grass football pitches within Shropshire across 116 sites. Of these, 243 pitches are available (as seen in the table below), at some level, for community use across 100 sites.
- ◆ There are 14 sites identified that do not have formal football pitches marked out but could have the capacity to provide pitches if required.
- ◆ The following clubs have plans to create new or alter current pitch layouts; Shrewsbury Town Council/ SAHA FC, Shrewsbury Town in the Community, Shifnal Town FC, Shawbury United FC, Market Drayton Town FC/Market Drayton Tigers FC and Albrighton FC.
- ◆ Across Shropshire most sites are either accompanied by poor quality or no ancillary provision. In total 16 sites (17%) have poor quality provision with 35 sites (36%) have no facilities. Due to the rurality of the Authority the lack of any clubhouse or changing provision is common as they are many single pitch sites created to meet demand from local villages and hamlets.
- ◆ Tenure of sites in Shropshire is generally secure i.e. through a long-term lease or a guarantee that pitches will continue to be provided over the next three years.
- ◆ In total, 52 pitches are assessed as good quality, 93 as standard quality and 98 as poor quality. Most pitches (40%) are assessed as poor quality and are generally located at education, parish or town council sites. These sites often receive limited amounts of dedicated maintenance due to budgetary restraints with often pitches only receiving grass cutting and line marking.
- ◆ Through the audit and assessment, 476 teams from within 98 clubs are identified as playing within Shropshire. This consists of 80 adult men's, 10 adult women's, 196 youth boys', 48 youth girls' and 142 mini teams.
- ◆ There is one professional club that plays above the football pyramid with Shropshire which is Shrewsbury Town FC in League One. There are a further nine clubs which play below this level within the football pyramid.
- ◆ Due to Shropshire's location, bordering with Wales, there are two clubs which a part of the FAW Football Pyramid rather than the English Football Pyramid Structure. These are Bishops Castle Town FC and Trefonen FC.
- ◆ Albrighton, Bishops Castle Town, Ellesmere Rangers, Ludlow Town, Shifnal Town, Shrewsbury Juniors, The New Saints and Whitchurch Alport are the clubs that field teams within Shropshire which play in the Women's National League System.
- ◆ Most clubs which express latent demand indicate they would be able to increase the number of teams if they have access to more or better training provision including the use of floodlit 3G pitches.
- ◆ Only one club is identified as exporting demand, LLanymynech Juniors FC.
- ◆ Team generation rates suggest number of teams likely to be generated in the future (2038) is four youth 11v11 boys' teams.
- ◆ When aggregated from the table above, actual spare capacity totals 26.5 match equivalent sessions per week across 49 pitches.
- ◆ In Shropshire, 18 pitches across 13 sites are overplayed by a combined total of 18 match equivalent sessions per week.

SHROPSHIRE COUNCIL

PLAYING PITCH & OUTDOOR SPORTS STRATEGY

PART 3: THIRD GENERATION TURF (3G) ARTIFICIAL GRASS PITCHES (AGPS)

3.1: Introduction

There are several surface types that fall into the category of artificial grass pitch (AGP). The three main groups are rubber crumb (also known as third generation turf or 3G), sand based (filled or dressed) and water based.

Table 3.1: AGP type and sport suitability

Surface	Category	Comments
Rubber crumb	Long Pile 3G (60mm with shock pad)	Rugby surface – must comply with World Rugby type 22 and/or RFL Community Standard, requires a minimum of 60mm pile.
Rubber crumb	Medium Pile 3G (55-60mm)	Preferred football surface. Suitable for non-contact rugby union/league practice or play.
Rubber crumb	Short Pile 3G (40mm)	Acceptable surface for some competitive football.
Sand	Sand Filled	Competitive hockey and football training.
Sand	Sand Dressed	Preferred hockey surface and suitable for football training.
Water	Water based	Preferred hockey surface and suitable for football training if irrigated.

England Hockey's Artificial Grass Playing Surface Policy (June 2016) advises that 3G pitches should not be used for hockey matches or training and that they can only be used for lower level hockey (introductory level) when no sand-based or water-based AGPs are available.

Competitive football can take place on 3G surfaces that have been FA or FIFA certified and a growing number of 3G pitches are now used for competitive match play at mini soccer and youth level. The recommended FA dimensions for a full sized 3G pitch are 100x64 metres with additional run off areas of three metres required on each side. Minimum playing area dimensions to meet performance standard criteria for competitive football are 90x45 metres (or 100x64 metres for FIFA sanctioned international matches), with additional run off areas of three metres required on each side. FIFA 3G pitch certification is required to host competitive adult match play at Step 3 and below, whilst for teams playing at Steps 1 or 2 pitches are required to have FIFA Pro standard certification, further information on which is included later in the section. Football training can take place on sand and water based surfaces but is not the preferred option.

World Rugby (WR) produced the 'Performance Specification for Artificial Grass Pitches for Rugby', more commonly known as 'Regulation 22' that provides the necessary technical detail to produce pitch systems that are appropriate for rugby. The artificial surface standards identified in Regulation 22 allows matches to be played on surfaces that meet the standard. Full contact activity, including tackling, rucking, mauling and lineouts can take place. All full size World Rugby compliant 3G pitches feature on the RFU register, including expiry dates of certification²³. Upon registration, World Rugby compliancy is valid for two years before renewal and retesting is required.

²³<http://www.englandrugby.com/governance/club-support/facilities-kit-and-equipment/artificial-surfaces/artificial-grass-pitches>

SHROPSHIRE COUNCIL

PLAYING PITCH & OUTDOOR SPORTS STRATEGY

Competitive rugby league play and contact practice is permitted to take place on 3G pitches which are deemed by the RFL to meet its Performance Standard for Synthetic Turf Pitches. Pitches fall under two categories; community club pitches which require retesting every two years and elite stadia pitches which require an annual retest. Much of the criteria within the RFL performance standard test also forms part of the World Rugby test, consequently World Rugby certified 3G pitches are considered by the RFL to be able to meet rugby league requirements and are deemed suitable for rugby league use subject to passing an additional exclusive RFL performance standard test.

Many test contractors are able to offer reduced rates through efficiency savings to carry out multiple performance tests in the same session, therefore providers seeking 3G pitch compliancy for a number of sports would be recommended to consider this opportunity.

Strategic partnership investment

The FA has current programmes to invest in the creation of additional 3G pitches in order to facilitate both training and match play, serving to provide better quality playing surfaces, reduce cancellation of weather affected fixtures throughout winter months and manage use of natural turf sites. Whilst both have exclusive investment programmes for 3G pitches, in some cases there may be opportunities for the development of new 3G pitches to specifications able to support use by both sports.

As stated earlier in Part 2: Football, The FA has commissioned the production of a Local Football Facility Plan for each of the local authority areas in England in order to guide future investment by itself and its partners into football facilities over the next decade. The plan focuses on four key investment priorities, one of which, is to double national full sized 3G pitch stock through development of an additional 1,000 full size 3G pitches.

3.2: Current provision

A full size 3G pitch is considered by the FA to measure at least 100 x 64 metres (106 x 64 metres including run offs); however, for the purposes of this report, all pitches measuring over 94 x 55 metres (exclusive of run offs) are considered to be full size due to the amount of demand they can accommodate. Nationally, many 3G pitches are slightly undersized due to being converted from sand-based provision (dimensions for hockey are smaller than for football).

There are five full size 3G pitches in Shropshire that fully comply with the above specification. Most provision (two pitches or 40%) is located in the Central Analysis Area. The North East, North West and South each accommodate one pitch. There is no full size provision in the South East or South West analysis areas.

SHROPSHIRE COUNCIL PLAYING PITCH & OUTDOOR SPORTS STRATEGY

As seen in the table below, the surface of the pitch at RAF Shawbury is a short pile 3G (40mm) carpet. This surface type is only recommended for some competitive football demand.

Table 3.2: Full size 3G pitches in Shropshire

Analysis area	Place plan	Site ID	Site name	Community use?	Surface type	Floodlit?	Size ²⁴	Certification	Expiry
Central	Shrewsbury	158	London Road Sports Centre	Yes	Medium pile 3G (55-60mm)	Yes	100 x 64	FA	02/10/2020
Central	Shrewsbury	255	Shrewsbury Sports Village	Yes	Medium pile 3G (55-60mm)	Yes	100 x 64	FIFA	30/09/2022
North East	Wem	230	RAF Shawbury	Yes ²⁵	Short pile 3G (40mm)	Yes	100 x 62	-	-
North West	Oswestry	299	The Venue at Park Hall	Yes	Medium pile 3G (55-60mm)	Yes	104 x 68	FIFA Pro	Expired 30/06/2019
South	Ludlow	289	The Ludlow Stadium	Yes	Medium pile 3G (55-60mm)	Yes	100 x 66	FA	31/05/2021

It should be noted that the pitch at The Venue at Park Hall is in the process of reobtaining its FIFA Pro certification having been refurbished in 2019.

In addition, there are also 20 smaller sized 3G pitches servicing Shropshire with all of them, except the pitch at HMP Stoke Heath available for community use. Such pitches are generally not suitable for adult match play but can be used to accommodate youth and mini matches provided they are FA approved, of an adequate size and with adequate run-off areas. More commonly, they are used to accommodate training demand, commercial football leagues and social play.

Table 3.3: Additional supply of 3G pitches

Analysis area	Place plan	Site ID	Site name	Number of pitches	Community use?	Floodlit?	Size ²⁶
Central	Pontesbury & Minsterley	174	Mary Webb School and Science College	1	Yes	Yes	36 x 18

²⁴ Size is in metres

²⁵ Provision is available for some community use, however, there are restrictions/accessibility issues.

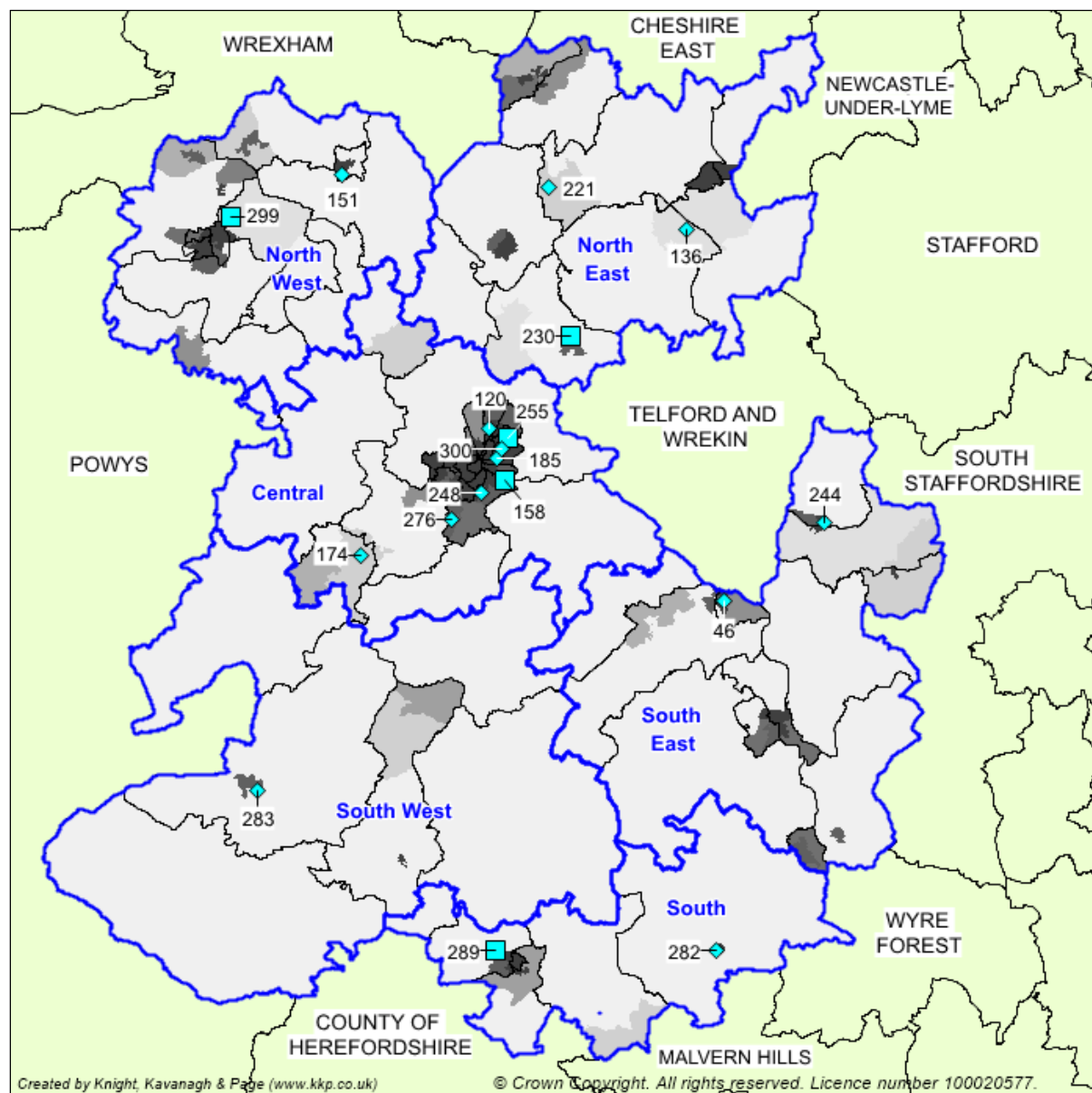
²⁶ Size is in metres

SHROPSHIRE COUNCIL PLAYING PITCH & OUTDOOR SPORTS STRATEGY

Analysis area	Place plan	Site ID	Site name	Number of pitches	Community use?	Floodlit?	Size ²⁶
Central	Shrewsbury	120	The Grange Sports Centre	1	Yes	Yes	40 x 22
Central	Shrewsbury	185	Monkmoor Outdoor Recreation Centre	2	Yes	Yes	36 x 36
Central	Shrewsbury	248	Shrewsbury Community Football Hub	1	Yes	Yes	38 x 30
				6	Yes	Yes	30 x 20
Central	Shrewsbury	276	Stanley Parker Playing Fields	1	Yes	Yes	38 x 34
Central	Shrewsbury	300	The Wilfred Owen School (Monkmoor Campus)	1	Yes	Yes	54 x 38
North East	Market Drayton	136	HMP Stoke Heath	1	No	Yes	54 x 44
North East	Whitchurch	221	Prees Cricket and Recreation Club	1	Yes	Yes	46 x 28
North West	Ellesmere	151	Lakelands Academy	1	Yes	Yes	46 x 28
South	Cleobury Mortimer	282	Cleobury	1	Yes	Yes	54 x 36
South East	Broseley	46	Broseley C of E Primary School	1	Yes	Yes	38 x 18
South East	Shifnal	244	Shifnal Primary School	1	Yes	No	32 x 15
South West	Bishop's Castle	283	Bishops Castle Community College	1	Yes	Yes	46 x 28

SHROPSHIRE COUNCIL PLAYING PITCH & OUTDOOR SPORTS STRATEGY

Figure 3.1: Location of 3G AGPs in Shropshire



SHROPSHIRE COUNCIL PLAYING PITCH & OUTDOOR SPORTS STRATEGY

Future provision

The LFFP for Shropshire identifies eight sites for 3G pitch development using the shortfalls identified from 2017/18 affiliation data.

Given that the LFFP is a live document informed by an up-to-date PPS, it is recommended that the project list is re-assessed following this update. Given that demand has increased since 2017/2018, it is likely that 3G pitch shortfalls have increased and is determined later in this section of the report. For more information regarding the abovementioned projects please see: <https://localplans.footballfoundation.org.uk/local-authorities-index/shropshire/shropshire-local-football-facility-plan/>

Outside of the LFFP, Shawbury United FC indicates the lack of a central 'home venue' has restricted its potential growth as the Club is using several sites to meet its senior, youth and mini demand. It also indicates the quality of the pitches it currently accesses at these sites, in addition, to the lack of ancillary provision is also limiting its development.

As a result, it has obtained a 99 year lease from a private landowner on a piece of land it aspires to develop as a home site. It indicates it has some finances available to put towards grant funding application, however, if it cannot find a potential way of obtaining the remaining funds (through grant bids) by June 2020 the lease on the site will be relinquished. It is recommended that the Club attempts to extend its agreement in order to have a greater chance of securing funding.

The initial plans for the new site include one 5v5, one 7v7, one 9v9, training area and two adult pitches both of which are suitable for Step 6 football (Floodlit). It also has aspirations for an onsite clubhouse/hospitality to service the grass pitches and make one of the adult pitches a 3G surface. However, it understands that the latter may not be financially viable.

AFC Bridgnorth Spartans FC is keen to establish a community use agreement (CUA) at Oldbury Well School and explore the creation of a full size 3G pitch on the site.

Ellesmere Rangers FC currently has a long term lease of its first team pitch (Step 5 standard) from Ellesmere Town Council. However, it only rents pitches at Beech Grove Playing Fields on an annual basis. The Club has ambitions to formalise a long term agreement for the entire site from the Town Council in order for it to be able to access potential funding streams to improve pitch quality.

Conversion to 3G surfaces

Since the introduction of 3G pitches and given their popularity for football, providers have seen this as a way to replace a worn sand or water based carpet and generate increased revenue from hiring out a 3G pitch to football and rugby clubs and commercial football providers. This has often come at the expense of hockey, with players now travelling further distances to gain access to a suitable pitch and many teams consequently displaced from their preferred local authority.

Due to its potential to impact on hockey, it is appropriate to ensure that sufficient sand based AGPs are retained for the playing development of hockey. To that end, a change of surface may require planning permission and the applicants will need to show that there is sufficient provision available for hockey in the locality. Advice from Sport England and EH should also be sought prior to any planning application being submitted.

It should also be noted that, if the surface type is changed, it could require the existing floodlighting to be changed and in some instances noise attenuation measures may need to

SHROPSHIRE COUNCIL

PLAYING PITCH & OUTDOOR SPORTS STRATEGY

be put in place. Conversion to a 3G surface will likely require a size increase; along with floodlighting improvements, the addition of a shock pad, fencing and noise attenuation.

A 3G surface is limited in the range of sport that can be played or taught on it. Providers proposing a conversion should take advice from the appropriate sports' governing bodies or refer to Sport England guidance: <https://www.sportengland.org/facilities-planning/tools-guidance/design-and-cost-guidance/artificial-sports-surfaces/>

FA pitch register

In order for competitive matches to be played on 3G pitches, the pitch should be FIFA or IMS tested and approved and added to the FA pitch register, which can be found at: <http://3g.thefa.me.uk/>.

Pitches undergo testing to become a FIFA Quality pitch (previously FIFA One Star) or a FIFA Quality Pro pitch (previously FIFA Two Star), with pitches commonly constructed, installed and tested in situ to achieve either accreditation. This comes after FIFA announced changes to 3G performance in October 2015 following consultation with member associations and licenced laboratories. The changes are part of FIFA's continued ambition to drive up performance standard in the industry and the implications are that all 3G pitches built through the FA framework will be constructed to meet the new criteria.

SHROPSHIRE COUNCIL

PLAYING PITCH & OUTDOOR SPORTS STRATEGY

The changes from FIFA One Star to FIFA Quality will have minimal impact on the current hours of use guidelines, which suggests that One Star pitches place more emphasis on the product's ability to sustain acceptable performance and can typically be used for 60-85 hours per week with a lifespan of 20,000 cycles. In contrast, pitches built to FIFA Quality Pro performance standards are unlikely to provide the hours of use that some FIFA Two Star products have guaranteed in the past (previously 30-40 hours per week with a lifespan of 5,000 cycles). Typically, a FIFA Quality Pro pitch will be able to accommodate only 20-30 hours per week with appropriate maintenance due to strict performance measurements.

All full size floodlit 3G pitches, apart from RAF Shawbury, are either FIFA Pro, FIFA or FA certified.

World Rugby compliant pitches

To enable 3G pitches to accommodate competitive rugby union matches, World Rugby has developed the Rugby Turf Performance Specification. This is to ensure that the surfaces replicate the playing qualities of good quality grass pitches, provide a playing environment that will not increase the risk of injury and are of an adequate durability.

The specification includes a rigorous test programme that assesses ball/surface interaction and player/surface interaction and has been modified to align the standard with that of FIFA. Any 3G pitch used for any form of competitive rugby must comply with this specification and must be tested every two years to retain compliance.

Availability/management

The table below identifies the availability and management of the full size floodlit 3G pitches in Shropshire. Each pitch, apart from RAF Shawbury, is operating at capacity both midweek and at the weekend. There is usage of the 3G pitches in Shropshire to meet competitive demand, in particular Ludlow FC at The Ludlow Stadium and The New Saints LFC at The Venue at Park Hall and Shrewsbury Up & Comers FC at London Road Sports Centre.

In comparison each pitch is used extensively for training demand midweek. Access to affordable floodlit training facilities is a key issue for most clubs in the Shropshire, particularly those with a large number of youth and mini teams.

Access to affordable 3G provision is also a priority for the FA as many multi team junior clubs have various teams training across various venues. Sand based AGPs heavily used for football training also operate commercial small sided football leagues which limit availability for club training, whilst some teams export demand to neighbouring authorities to access full size 3G pitch provision, detailed later in this section. Of the 29 clubs that responded to consultation requests and state a demand for additional training facilities, all specifically stated a need for increased use of 3G pitches.

Table 3.4: Summary of 3G pitch availability

Analysis area	Place plan	Site ID	Site	Management	Availability
Central	Shrewsbury	158	London Road Sports Centre	Education	The pitch is available from 16:30-22:00 Monday to Friday and from 09:00 to 17:00 Saturday and Sunday.

SHROPSHIRE COUNCIL PLAYING PITCH & OUTDOOR SPORTS STRATEGY

Analysis area	Place plan	Site ID	Site	Management	Availability
Central	Shrewsbury	255	Shrewsbury Sports Village	Council (Trust)	The pitch is available from 08:00-22:00 Monday to Friday and from 09:00 to 18:00 Saturday and Sunday.
North East	Wem	230	RAF Shawbury	MOD	Limited availability (see below)
North West	Oswestry	299	The Venue at Park Hall	Sports club	The pitch is available everyday 07:00 to 22:00.
South	Ludlow	289	The Ludlow Stadium	Shrewsbury Town in the Community	The pitch is available everyday 09:00 to 22:00.

The pitch at RAF Shawbury is used by Wem & Market Drayton HC to accommodate some hockey competitive demand and by ad hoc football teams for midweek training. Although available for community use the pitch does not offer security of tenure. The RAF cannot offer long term tenure for any community users, as access to the site can be removed at any time based on national requirements. In addition, any current users must go through a rigorous vetting process before they are granted access.

Quality

Depending on use, it is considered that the carpet of an AGP usually lasts for approximately ten years and it is the age of the surface, combined with maintenance levels, which most commonly affects quality. It is therefore recommended that sinking funds be put into place by providers to enable long-term sustainability, ongoing repairs and future refurbishment beyond this period. The table below examines the age and quality of all full size 3G pitches in Shropshire

Table 3.5: Age and quality of full size 3G pitches

Analysis area	Place plan	Site ID	Site	Year installed/resurfaced	Quality
Central	Shrewsbury	158	London Road Sports Centre	2014	Good
Central	Shrewsbury	255	Shrewsbury Sports Village	2019	Good
North East	Wem	230	RAF Shawbury	2015	Good
North West	Oswestry	299	The Venue at Park Hall	2019	Good
South	Ludlow	289	The Ludlow Stadium	2008	Good

In Shropshire, all full size pitches are assessed as good quality. No issues regarding quality were highlighted during club consultation. Each pitch receives dedicated levels of regular maintenance and no major rips or tears found on the playing surface.

This being said both the pitch at The Ludlow Stadium is over its recommended lifespan and will need refurbishing within the lifespan of the PPOSS. The only reason the pitch has not become poor quality is due to the regular amounts of maintenance each pitch receives including brushing, sweeping, decompaction and removal of litter.

Ancillary facilities

All ancillary provision accompanying full size pitches, apart from London Road Sports Centre, are considered good quality with no issues with these facilities have been highlighted through consultation.

SHROPSHIRE COUNCIL

PLAYING PITCH & OUTDOOR SPORTS STRATEGY

Shrewsbury Up & Comers FC, which is one of the main users of London Road Sports Centre, is in dialogue with the Council on how best to improve the quality of ancillary provision which is considered poor quality. It indicates it has had various discussions, however, a firm plan regarding any development or funding has not commenced.

Key trends and changes in demand for pitches

Football

Demand from football for 3G pitches has increased in recent years due to demand from clubs for training but also due to a growing acceptance by local leagues of use for competitive matches, where play on 3G pitches is now included within the FA Standard Code of Rule. This considered, the general condition of local authority pitches and increasingly limited budget for regular and adequate maintenance may lead more teams to consider AGPs as a possible alternative should it be financially viable.

A number of leagues around the country now use 3G pitches as central venues where all play takes place. Mini soccer leagues especially are increasingly adopting this approach either for whole seasons or a number of months throughout the winter because they can continually offer a high quality playing experience, in many cases beyond that of grass pitches which are generally of comparatively poorer quality. It also allows leagues to continue to run throughout the winter, largely unaffected by poor weather which has disrupted the football season over recent years, causing it to run into summer and clash more often with summer sports. This trend is likely to increase in the future and more mini soccer, flexi and vets' leagues could be played exclusively on 3G pitches.

Rugby union

Given the inclement weather often experienced throughout the winter months of the rugby union season, more clubs are becoming increasingly receptive towards training on artificial pitches. Clubs traditionally train on match pitches where floodlights are in place or one pitch designated for all training in particular, unless there is a separate floodlight grass training area. It often results in deterioration in pitch quality coupled with decreasing maintenance budgets.

There is growing acceptance of 3G pitches amongst clubs nationally. Nationally clubs identify the use of 3G pitches for training as a method of protecting the match pitches and providing a high quality surface for full contact practice. Competitive play continues to take place on grass pitches for the most part, with ad hoc use of 3G pitches for fixtures in the case of unsuitable pitches due to waterlogging or frost.

3.3: Supply and demand analysis

FA training scenario

The FA considers high quality third generation artificial grass pitches as an essential tool in promoting coach and player development. The FA can support intensive use and as such are great assets for both playing and training. Primarily such facilities have been installed for community use and training, however, are increasingly used for competition which The FA wholly supports.

SHROPSHIRE COUNCIL

PLAYING PITCH & OUTDOOR SPORTS STRATEGY

The FA's long-term ambition is to provide every affiliated team in England the opportunity to train once per week on floodlit 3G surface, together with priority access for every Charter Standard Community Club through a partnership agreement. The FA standard is calculated by using the latest Sport England research "AGPs State of the Nation March 2012" assuming that 51% of AGP usage is by sports clubs when factoring in the number of training slots available per pitch at peak times. It is estimated that one full size AGP can service 38 teams.

The table below considers the number of full size 3G pitches required if every team was to remain training within the analysis area in which they play. The 3G requirement is rounded to the nearest whole number.

The model assumes that all pitches are fully available for club use at peak time when in practice a number of pitches operate commercial small sided leagues which reduce capacity available. It also projects all football teams as training on full size 3G pitches when in practice a proportion of football training demand should be retained on sand based AGPs in order to maintain financial and commercial sustainability of these pitches.

Analysis

When applying the above methodology on an analysis area level there is a need for an additional nine full size 3G pitch equivalents. It should be noted that this is one additional pitch when compare to the 2018 LFFP due to using recent affiliation data (2019/20). Therefore, there is opportunity to identify another potential project in the proceeding Strategy & Action Plan. This is broken down into three each in the Central and South East areas, two in the North East and 0.5 of a full size pitch each in the North West and South West analysis areas.

Table 3.6: Current demand for 3G pitches in Shropshire for affiliated football team training (38 teams per pitch)

Analysis area	Current number of teams	Current requirement	Current number of full size 3G pitches	Current shortfall	Future number of teams ²⁷	Future requirement	Future shortfall
Central	188	4.94 - 5	2	3	211	5.55 – 5.5	3.5
North East	70	1.84- 2	-	2	75	1.97 - 2	2
North West	54	1.42 – 1.5	1	0.5	57	1.5 – 1.5	0.5
South	21	0.55 – 0.5	1	-	23	0.60 - 1	-
South East	123	3.23 - 3	-	3	131	3.44 – 3.5	3.5
South West	20	0.52 – 0.5	-	0.5	25	0.65 – 0.5	0.5

As seen in the table above, when factoring in future demand the overall shortfall increases to ten full size pitches. This is an increase of 0.5 of a full size pitch equivalent in the Central and South East analysis areas.

²⁷ Based on increased demand forecasted from team generation rates and club aspirational demand, both re-applied to the Area where the club is based for training purposes

3.4: Supply and demand analysis

In conclusion, there is an insufficient supply of full size 3G pitches to meet current and anticipated future training demand based on the FA training model in Shropshire. As such, it is determined that an increase in provision is required. In addition, as most of the provision is either FA or FIFA registered there is a need to maximise pitches for competitive demand.

Furthermore, to ensure that current supply and any future supply are maintained to a good enough standard to accommodate demand, providers are encouraged to put sinking funds in place to ensure long-term sustainability. This will allow for re-surfacing to take place when required and will ensure that FA certification remains in place.

3G summary

- ◀ **There is an insufficient supply of full size 3G pitches to meet current and anticipated future demand for football in Shropshire.**
- ◀ There are five full size 3G pitches in Shropshire that fully comply with the above specification. Most provision (two pitches or 40%) is located in the Central Analysis Area. The North East, North West and South each accommodate one pitch.
- ◀ In addition, there are also 20 smaller sized 3G pitches servicing Shropshire with all of them, except the pitch at HMP Stoke Heath available for community use.
- ◀ All full size floodlit 3G pitches, apart from RAF Shawbury, are either FIFA Pro, FIFA or FA certified.
- ◀ Shawbury United FC and AFC Bridgnorth Spartans FC express aspirations to create full size 3G provision.
- ◀ Each pitch, apart from RAF Shawbury, is operating at capacity both midweek and at the weekend. There is usage of the 3G pitches in Shropshire to meet competitive demand.
- ◀ In Shropshire, all full size pitches are assessed as good quality.
- ◀ Of the 29 clubs that responded to consultation requests and state a demand for additional training facilities, all specifically stated a need for increased use of 3G pitches.
- ◀ All ancillary provision accompanying full size pitches, apart from London Road Sports Centre, are considered good quality with no issues with these facilities have been highlighted through consultation.
- ◀ On an analysis area level there is a need for an additional nine full size 3G pitch equivalents. This is broken down into three each in the Central and South East areas, two in the North East and 0.5 of a full size pitch each in the North West and South West analysis areas.

PART 4: CRICKET

4.1: Introduction

Shropshire Cricket Board (SCB) serves as the main governing and representative body for cricket across Shropshire. Its aim is to promote the game at all levels through partnerships with professional and recreational cricketing clubs, and other appropriate agencies.

Due to its proximity, there is also some minimal crossover with Staffordshire Cricket which performs the same function as Shropshire Cricket Board. For example, Forton CC, is located in neighbouring Stafford, however, it affiliates to Shropshire Cricket rather than Staffordshire Cricket. Although the Club is based outside the Study Area due to its affiliation to Shropshire Cricket and proximity to Shropshire, it will form part of the demand based assessment for cricket.

In addition, there is also minimal crossover with Worcestershire Cricket which borders Shropshire. Tenbury Wells CC, due to its geographical location in the Authority, although it affiliates to Worcestershire Cricket rather than Shropshire Cricket. Although the Club is within study area it has been decided through NGB agreement that due to its affiliation to Worcestershire Cricket it will not form part of this report.

ECB Inspiring Generations

The ECB's refreshed strategy called "Inspiring Generations" was announced in January 2019. It builds on the strong foundations laid by Cricket Unleashed and supports the growth of cricket in England and Wales between 2020 and 2024. At the heart of this strategy is a single unifying purpose, which gets to the core of what the game can do for society both on and off the field to ensure that cricket is in an even stronger position that it is in 2019.

Inspiring Generations has six key priorities and activities including:

- ◀ Growing and nurture the core
- ◀ Inspire through elite teams
- ◀ Make Cricket accessible
- ◀ Engage children and young people
- ◀ Transform women's and girls' Cricket
- ◀ Support our communities

There will be a structured pathway for women and girls in both softball and hardball cricket.

Consultation

There are 48 cricket clubs playing in Shropshire. Of these, 43 responded to either an online survey or telephone consultation request resulting in an 90% response rate. The following five clubs did not respond:

- | | |
|------------------------|--------------|
| ◀ Cleobury Mortimer CC | ◀ Shelton CC |
| ◀ Harcourt CC | ◀ Unison CC |
| ◀ Highley CC | |

In addition, consultation was carried out through an online survey with Whittington CC which has now folded. This evidence will be used throughout the report; however, the Club will not feature in the demand sections as it did not field any teams in the 2019 season.

SHROPSHIRE COUNCIL

PLAYING PITCH & OUTDOOR SPORTS STRATEGY

The SCB reports it would like this to remain in cricket use due to the demand in the area. Surrounding provision in close proximity are all single pitch sites with high levels of demand. It also indicates the site has the possibility to act as a training and playing centre for women and girls' cricket across Shropshire.

Information relating to clubs which did not respond within this section of the report are informed through consultation with Shropshire Cricket Board and through online research.

4.2: Supply

There are 80 grass wicket squares in Shropshire located across 60 sites, of these, 61 are available for community use across 53 sites. All 19 grass squares that are not available for community use are located at schools.

The South East Analysis Area has the most amount of community available provision within Shropshire with 25% or 15 squares. In comparison the South West Analysis Area has the least amount of provision with just four community available squares (7%).

Table 4.1: Summary of grass wicket squares across Shropshire

Analysis area	No. of squares		Total
	Available for community use	Not available for community use	
Central	14	7	21
North East	12	-	12
North West	11	6	17
South	5	1	6
South East	15	4	19
South West	4	1	5
Total	61	19	80

Please note that Forton Cricket Club is not included in the above as it technically falls outside of the Study Area, albeit it is recognised as servicing Shropshire residents to some extent. The site contains one square and has been assessed for quality in later sections.

Future developments

Reman Services Sports & Social Club, which accommodates a cricket square and bowling green, was sold circa 2017 into private ownership. The site is currently home to Albert Road BC and Sentinel CC. It should be noted that the latter Club has a lease agreement on the site whereas the bowling clubs is just renting on an annual basis.

The owner of the site is in the process of trying to obtain planning permission to build houses on the front of the site, including the bowling green, however, this is subject to planning approval. Anecdotal evidence suggests there may be future plans to develop on the cricket provision. Shropshire Council is monitoring the situation and will assist in the potential relocation of the bowling green if required.

If the green is developed in needs to ensure, due to its closeness to the cricket square, that acknowledges potential ball strike issues. These guidelines are detailed later in the report.

SHROPSHIRE COUNCIL

PLAYING PITCH & OUTDOOR SPORTS STRATEGY

Disused and lapsed provision

Playing fields which have previously accommodated formal pitch provision are categorised as either disused or lapsed. A disused site is a playing field which is not being used at all by any users and is not available for community hire either. Once these sites are disused for five or more years they will then be categorised as 'lapsed sites'.

As mentioned, a lapsed site was as a playing field more than five years ago. These fall outside of Sport England's statutory remit but still have to be assessed using the criteria in paragraph 97 of the National Planning Policy Framework and Sport England would nonetheless challenge a proposed loss of playing pitches/playing field which fails to meet such criteria.

Disused provision

There is a disused four wicket grass square located at The Robert Jones and Agnes Hunt Othopeadic & District Hospital Sports Field (SY10 7AG). The site has been used by the unaffiliated hospital based club RJAHC for charity and friendly matches, however, online research suggests it was last formally used circa 2014 although aerial imagery suggest the square is still being maintained to some capacity.

An eight wicket grass square has been lost at Whittington Cricket & Bowling Club. Until 2016, the site was used for competitive cricket by Whittingham CC, however, due to declining participation the Club folded. It indicates aspirations to re-establish a team, and if successful, rejuvenate a square onsite in the process. As mentioned above the SCB also has ambitions for this site to remain as cricket provision in order to potentially accommodate women's and girls' demand.

Furthermore, there are two disused NTPs one each at Beckbury PF and RAF Cosford.

Ironbridge Power Station (South East Analysis Area) is identified as strategic site for having potential to contribute to achieving the aspirations of the Economic Growth Strategy for Shropshire, although it is situated on the border with the neighbouring authority of Telford & Wrekin. The site was purchased in 2018 by the Haworth Group with its emerging proposal of the site involving a mixed development including but not limited to around 1,000 houses, employment land, retirement village, local services, leisure facilities and significant areas of green infrastructure.

The site currently has a disused sports field that previously hosted two adult football pitches and a five wicket grass cricket square in addition to a poor quality clubhouse. The Haworth Group reports this area is proposed to be retained as part of the above mentioned masterplan.

Although not included in the Playing Pitch & Outdoor Sports Strategy it should be noted that there is also a small disused golf course on the site. The future of this provision is unknown; however, the initial masterplan indicates this will remain as open green space.

Anecdotal evidence suggests there is a shortfall of cricket provision in the south of Telford & Wrekin which is located adjoining the South East Analysis Area of Shropshire. Additionally, with the potential anticipated future growth in population surrounding the Ironbridge Power Station there may be a future requirement for the disused cricket provision on the site to be reinstated or mitigated.

SHROPSHIRE COUNCIL PLAYING PITCH & OUTDOOR SPORTS STRATEGY

Lapsed provision

Clee Hill Recreation Ground previously accommodated a four wicket grass square, which aerial imagery suggests was last formally maintained circa 2009. It is unknown which club previously utilised the provision.

In addition, there is one lapsed NTP at Shrewsbury Colleges (Former Wakeman School Site). Based on satellite imagery the site was last formally used circa 2010.

Non-turf pitches (NTPs)

The ECB highlights that NTPs which follow its TS6 guidance on performance standards are suitable for high level, senior play and are considered able to take 60 matches per season, although this may include training sessions via the use of mobile nets.

In Shropshire, there are 19 NTPs that accompany grass wicket squares in addition to 17 standalone NTPs. The location of these can be seen in the table below.

Table 4.2: Summary of NTPs in Shropshire

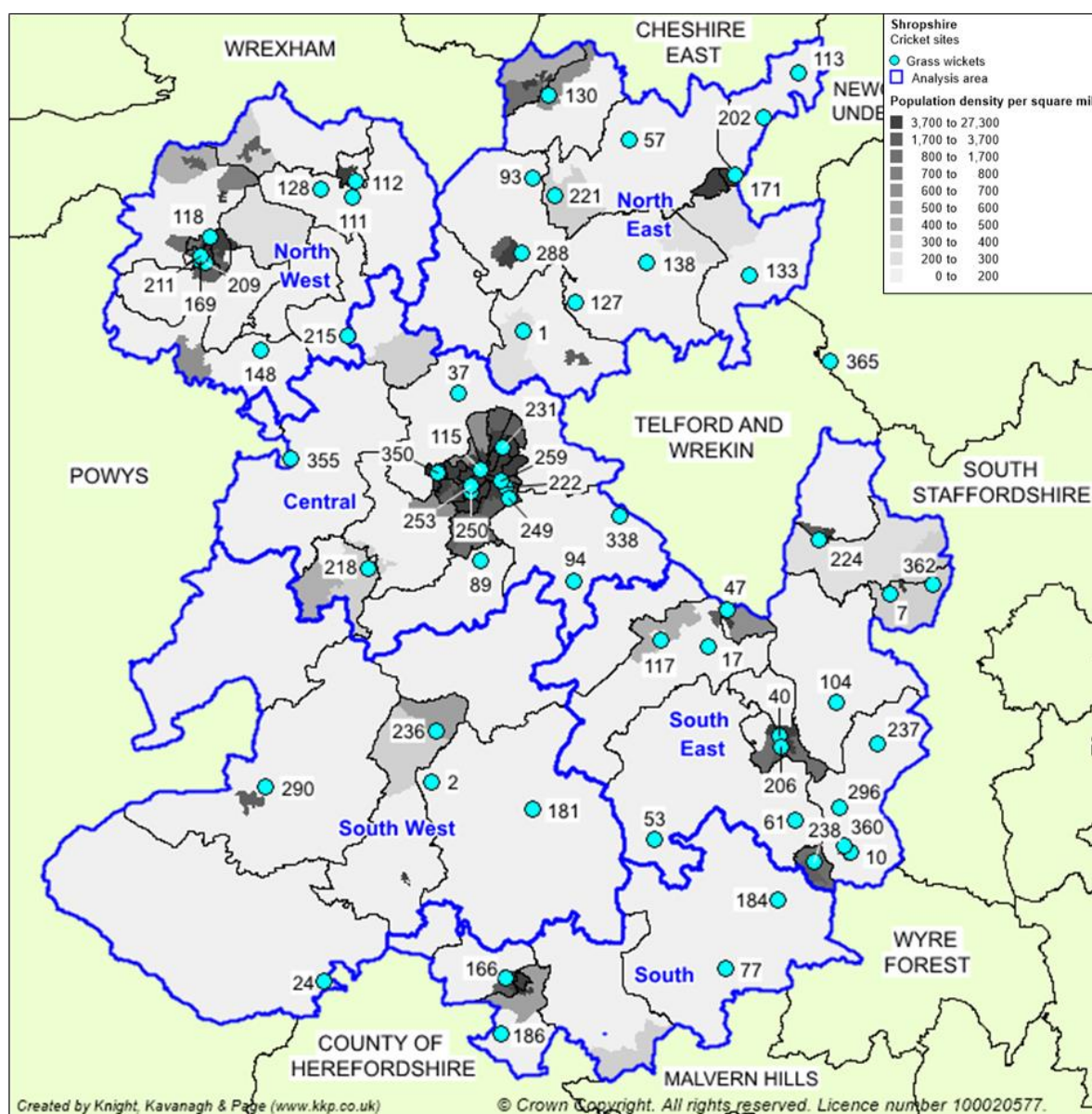
Analysis area	Place plan	Site ID	Site name	Number of NTPs	Position
Central	Pontesbury & Minsterley	174	Mary Webb School and Science College	1	Standalone
Central	Shrewsbury	27	Belvidere School	1	Standalone
Central	Shrewsbury	89	Condover Sports Ground	1	Square
Central	Shrewsbury	91	Corbet School	1	Standalone
Central	Shrewsbury	120	The Grange Sports Centre	1	Standalone
Central	Shrewsbury	231	Reman Services Sports & Social Club	1	Square
Central	Shrewsbury	233	Roman Road Sports Centre	1	Standalone
Central	Shrewsbury	259	Unison Club (Column Cricket, Bowls & Tennis Club)	1	Square
Central	Shrewsbury	295	The Priory School	1	Standalone
Central	Shrewsbury	355	Alberbury Cricket Club	1	Square
North East	Market Drayton	78	Clive Barracks	1	Standalone
North East	Market Drayton	113	Falcon Field (Woore Cricket Club)	1	Square
North East	Market Drayton	202	Norton in Hales Community Sports Club	1	Square
North East	Market Drayton	287	The Grove School	1	Standalone
North East	Wem	1	Acton Reynald Cricket Club	1	Square
North East	Wem	230	RAF Shrewsbury	1	Standalone
North East	Wem	288	The Kynaston Ground (Wem Cricket Club)	1	Square
North East	Wem	301	Thomas Adams Sports Centre	1	Standalone
North East	Whitchurch	130	Heath Road Ground	1	Standalone
North East	Whitchurch	221	Prees Cricket and Recreation Club	1	Square
North East	Whitchurch	321	Whitchurch Sports & Leisure Centre (Sir John Talbot School)	2	Square

SHROPSHIRE COUNCIL PLAYING PITCH & OUTDOOR SPORTS STRATEGY

Analysis area	Place plan	Site ID	Site name	Number of NTPs	Position
North West	Ellesmere	111	Ellesmere College	1	Standalone
North West	Oswestry	118	Gatacre Playing Fields	1	Square
North West	Oswestry	215	Packwood Haugh School	1	Standalone
South	Ludlow	164	Ludlow Church of England School	1	Standalone
South	Ludlow	166	Ludlow Cricket Ground	1	Square
South	Ludlow	166	Ludlow Cricket Ground	1	Square
South East	Bridgnorth	104	Davenport Park	1	Square
South East	Bridgnorth	116	Friars Playing Fields	1	Standalone
South East	Bridgnorth	296	The Quatt Oval	1	Square
South East	Broseley	47	Broseley CC	1	Square
South East	Much Wenlock	117	Gaskell Recreation Ground	1	Square
South East	Shifnal	140	Idsall Sports Centre	1	Standalone
South East	Shifnal	224	Priorslee Road	1	Square
South West	Church Stretton	71	Church Stretton School	1	Standalone

Figure 4.1: Summary of grass cricket squares in Shropshire

SHROPSHIRE COUNCIL PLAYING PITCH & OUTDOOR SPORTS STRATEGY



Loss of provision

Hinstock CC reports it is currently playing its home fixtures at Market Drayton Community Amateur Sports Club due to issues with its ground, Hinstock Cricket Club. The Club indicates it is involved in an ongoing dispute with Shropshire Council regarding erecting specialist safety fencing to protect a newly built house against ball strike. Until this matter is resolved it will continue to play its fixtures away from home.

The Club indicates there is a possibility that the ground could be lost if no resolution to the issue can be found. It should be noted that if this issue is resolved there would be a need to improve the quality of accompanying ancillary provision.

In addition to the above, anecdotal evidence suggests Bomere Heath CC and Condover CC are all subject to new housing developments close to their sites which may be at risk of ball strikes issues.

SHROPSHIRE COUNCIL PLAYING PITCH & OUTDOOR SPORTS STRATEGY

ECB Ball Strike

Where there is either new cricket provision being put in place, or more commonly a development which may prejudice the use of the cricket facility, there is a requirement for a full ball strike risk assessment to be undertaken and appropriate mitigation put in place as part of the development. As such, the ECB recommends that the clubs and organisations seek to have a ball strike risk assessment undertaken; further information can be provided by the ECB.

Security of tenure

Most clubs (67% or 32) in Shropshire have secure tenure at their home venues through ownership, long term lease or renting from Shropshire Council, Parish or Town Councils.

For reference a site is considered to have unsecure tenure if the cricket provision on the site is not guaranteed to be retained over the next three years. Unless known otherwise, Town and Parish council managed squares are considered to generally be secure, as part of the Council's maintained sports and leisure provision offering.

It should be stated that even though Hinstock CC has a freehold on its site, Hinstock Cricket Club, it is considered to have unsecure tenure. The Club reports it cannot use its home ground for the 2019 season due to an ongoing planning discussion with Shropshire Council.

Recent dialogue with Shropshire County Cricket (SCC) suggests this issue is in the process of being resolved with the Club talking to SCC regarding the construction of new ball strike net which should allow it to play on the site in the 2020 season. For the purposes of this report the site will remain as having unsecure tenure with a relevant scenario run in the proceeding Strategy and Action Plan document.

The remaining clubs are all considered to have unsecure tenure as they generally rent the use of their home facilities on an annually basis. Clubs that were unresponsive to consultation requests have been considered to have unsecure tenure their current arrangements are unknown.

The table overleaf identifies tenure arrangements for all affiliated clubs where known.

SHROPSHIRE COUNCIL PLAYING PITCH & OUTDOOR SPORTS STRATEGY

Table 4.3: Summary of security of tenure for Shropshire cricket clubs at their home site

Analysis area	Place plan	Site ID	Site	Club	Arrangement	Tenure
Central	Pontesbury & Minsterley	218	Pontesbury Playing Fields	Pontesbury CC	Lease from Pontesbury Parish Council	Secure
Central	Shrewsbury	37	Bomere Heath Cricket Club	Bomere Heath CC	Long term lease from the Leaton Estate	Secure
Central	Shrewsbury	89	Condover Sports Ground	Condover CC	Lease from Condover Parish Council in perpetuity	Secure
Central	Shrewsbury	94	Cound Cricket Club	Cound CC	Freehold	Secure
Central	Shrewsbury	115	Frankwell Recreation Ground	Quayside CC Beacon CC	Rent from Shrewsbury Town Council	Secure
Central	Shrewsbury	231	Reman Services Sports & Social Club	Sentinel CC	Lease from JBS Estates	Secure
Central	Shrewsbury	249	Shrewsbury Cricket Club	Shrewsbury CC	Freehold	Secure
Central	Shrewsbury	259	Unison Club (Column Cricket, Bowls & Tennis Club)	Column CC	<i>Unknown</i>	Unsecure
Central	Shrewsbury	338	Wroxeter & Uppington Cricket Club	Wroxeter & Uppington CC	25 years remaining on a lease from the Raby Estate	Secure
Central	Shrewsbury	350	Shelton Recreation Ground	Shelton CC	Rent from Shrewsbury Town Council	Secure
Central	Shrewsbury	355	Alberbury Cricket Club	Alberbury CC	Currently renegotiating lease with Oxford College	Unsecure
North East	Market Drayton	113	Falcon Field	Woore CC	Freehold	Secure
North East	Market Drayton	133	Hinstock Cricket Club	Hinstock CC ²⁸	Freehold	Unsecure
North East	Market Drayton	138	Hodnet Social Club	Hodnet & Peplow CC	Peppercorn rent from private landowner	Unsecure
North East	Market Drayton	171	Market Drayton Community Amateur Sports Club	Market Drayton CC	Freehold	Secure
North East	Market Drayton	202	Norton in Hales Community Sports Club	Norton in Hales CC	Rent from Charitable Sports Club	Unsecure

²⁸ Hinstock CC, due to planning issues, is not playing its home fixtures at Hinstock Cricket Club in the 2019 season.

SHROPSHIRE COUNCIL PLAYING PITCH & OUTDOOR SPORTS STRATEGY

Analysis area	Place plan	Site ID	Site	Club	Arrangement	Tenure
North East	Wem	1	Acton Reynald Cricket Club	Acton Reynald CC	Lease from the Grinshill Estate (Length unknown)	Secure
North East	Wem	93	Coton Hall Cricket Club	Coton Hall CC	Rent from private farmer	Unsecure
North East	Wem	127	Harcourt Cricket Club	Harcourt CC	<i>Unknown</i>	Unsecure
North East	Wem	288	The Kynaston Ground	Wem CC	Freehold	Secure
North East	Whitchurch	57	Calverhall Cricket Ground	Calverhall CC	Rent from the Calverhall Village	Secure
North East	Whitchurch	130	Heath Road Ground	Whitchurch CC	Freehold	Secure
North East	Whitchurch	221	Prees Cricket and Recreation Club	Prees CC	Freehold	Secure
North West	Ellesmere	112	Ellesmere Cricket Club	Ellesmere CC	Rent from Ellesmere Town Council	Secure
North West	Ellesmere	128	Hardwick Park (Frankton Cricket Club)	Frankton CC	Lease from Private landowner for four years	Unsecure
North West	Oswestry	118	Gatacre Playing Fields	Cae Glas CC	Lease from Shropshire Council	Secure
North West	Oswestry	148	Knockin & Kinnerly Cricket Ground	Knockin & Kinnerly CC	Long term lease from the Bradford Estate	Secure
North West	Oswestry	209	Oswestry Cricket Club	Oswestry CC	Freehold	Secure
North West	Oswestry	322	Whittington Cricket & Bowling Club	Whittington CC	Freehold	Secure
South	Cleobury Mortimer	77	Cleobury Mortimer Playing Field	Cleobury Mortimer CC	<i>Unknown</i>	Unsecure
South	Ludlow	166	Ludlow Cricket Ground	Ludlow CC	Rent from the Earl of Plymouth Estates	Unsecure
South East	Albrighton	7	Albrighton Cricket Club	Albrighton CC	Freehold	Secure
South East	Bridgnorth	40	Bridgnorth Bowls, Cricket & Hockey Club	Bridgnorth CC	Lease from Apley Estates until 2021	Unsecure
South East	Bridgnorth	53	Burwarton Cricket Club	Burwarton CC ²⁹	<i>Unknown</i>	Unsecure
South East	Bridgnorth	104	Davenport Park	Worfield CC	10 years remaining on lease from The Davenport Estate	Secure
South East	Bridgnorth	237	Sandford Park	Claverley CC	Rented from private landowners	Unsecure

²⁹ Unaffiliated demand

SHROPSHIRE COUNCIL PLAYING PITCH & OUTDOOR SPORTS STRATEGY

Analysis area	Place plan	Site ID	Site	Club	Arrangement	Tenure
South East	Bridgnorth	296	The Quatt Oval	Quatt CC	40 years lease signed in 2012 from the National Trust	Secure
South East	Bridgnorth	360	Alveley Cricket Club - Four Oaks Ground	Alveley CC	Freehold	Secure
South East	Broseley	17	Barrow Park	Willey CC	Rent from Willey Estates	Unsecure
South East	Broseley	47	Broseley Cricket Club	Broseley CC	Freehold	Secure
South East	Highley	61	Chelmarsh Sports & Social Club	Chelmarsh CC	Long term lease from Chelmarsh Parish Council	Secure
South East	Highley	238	Severn Centre	Highley CC	<i>Unknown</i>	Unsecure
South East	Much Wenlock	117	Gaskell Recreation Ground	Much Wenlock CC	Rent from Much Wenlock Town Council	Secure
South East	Shifnal	224	Priorslee Road	Shifnal CC	Freehold	Secure
South West	Bishop's Castle	290	The Manor Ground (Bishops Castle CC)	Bishops Castle CC	13 years remaining on lease	Secure
South West	Church Stretton	2	Acton Scott Cricket Club	Acton Scott Village CC	Rent from the Acton Scott Estate	Unsecure
South West	Church Stretton	236	Russels Meadow Ground	Church Stretton CC	Rent from Church Stretton Town Council	Secure
South West	Craven Arms	181	Millichope Park	Corvedale CC	Rent from The Millichope Estate	Unsecure
-	-	365	Forton Cricket Club (Outside)	Forton CC	Leased from Lichfield Diocese until 2034	Secure

Alberbury CC indicates it is in negotiations with Oxford College to formalise a long term lease for the use of Alberbury Cricket Club.

Bridgnorth CC currently leases Bridgnorth Bowls, Cricket & Hockey Club from the Apley Estates until 2021. As this is below the abovementioned three years it is considered unsecure. The Club has aspirations to renegotiate a new longer term lease on the site.

Although Whittington CC has folded, it still has the freehold of its home site Whittington Cricket & Bowling Club.

SHROPSHIRE COUNCIL

PLAYING PITCH & OUTDOOR SPORTS STRATEGY

Pitch quality

As part of the PPS guidance, there are three levels to assessing the quality of cricket pitches: good, standard and poor³⁰. Maintaining high pitch quality is the most important aspect of cricket; if the wicket is poor, it can affect the quality of the game and can, in some instances, become dangerous.

All grass cricket squares within Shropshire receive a quality score rating based on a combination of non-technical assessments, Performance Quality Standard (PQS) reports (provided by Shropshire Cricket Board) and club consultation. This results in 60 grass wicket squares being good quality, nine standard quality and four poor quality (Harcourt Cricket Club, Hinstock Cricket Club, Unison Club and Hodnet Social Club).

Table 4.4: Quality ratings for grass wicket squares (site by site)

Analysis area	Place plan	Site ID	Site	No. of squares	Square quality
Central	Pontesbury & Minsterley	218	Pontesbury Playing Fields	1	Good
Central	Shrewsbury	37	Bomere Heath Cricket Club	1	Good
Central	Shrewsbury	89	Condoover Sports Ground	1	Standard
Central	Shrewsbury	94	Cound Cricket Club	1	Good
Central	Shrewsbury	115	Frankwell Recreation Ground	2	Good
Central	Shrewsbury	231	Reman Services Sports & Social Club	1	Good
Central	Shrewsbury	249	Shrewsbury Cricket Club	1	Good
Central	Shrewsbury	250	Shrewsbury High Prep School	1	Good
Central	Shrewsbury	253	Shrewsbury School	6	Good
Central	Shrewsbury	259	Unison Club (Column Cricket, Bowls & Tennis Club)	1	Poor
Central	Shrewsbury	338	Wroxeter & Uppington Cricket Club	1	Good
Central	Shrewsbury	350	Shelton Recreation Ground	1	Good
Central	Shrewsbury	355	Alberbury Cricket Club	1	Good
North East	Market Drayton	113	Falcon Field (Woore Cricket Club)	1	Good
North East	Market Drayton	133	Hinstock Cricket Club	1	Poor
North East	Market Drayton	138	Hodnet Social Club	1	Poor
North East	Market Drayton	171	Market Drayton Community Amateur Sports Club	1	Good
North East	Market Drayton	202	Norton in Hales Community Sports Club	1	Good
North East	Wem	1	Acton Reynald Cricket Club	1	Standard
North East	Wem	93	Coton Hall Cricket Club	1	Good
North East	Wem	127	Harcourt Cricket Club	1	Poor
North East	Wem	288	The Kynaston Ground (Wem Cricket Club)	1	Good
North East	Whitchurch	57	Calverhall Cricket Ground	1	Good
North East	Whitchurch	130	Heath Road Ground	1	Good
North East	Whitchurch	221	Prees Cricket and Recreation Club	1	Good

³⁰ See Appendix 3 for the non-technical assessment for cricket squares

SHROPSHIRE COUNCIL PLAYING PITCH & OUTDOOR SPORTS STRATEGY

Analysis area	Place plan	Site ID	Site	No. of squares	Square quality
North West	Ellesmere	111	Ellesmere College	3	Good
North West	Ellesmere	112	Ellesmere Cricket Club	1	Standard
North West	Ellesmere	128	Hardwick Park (Frankton Cricket Club)	1	Good
North West	Oswestry	118	Gatacre Playing Fields	1	Good
North West	Oswestry	148	Knockin & Kinnerly Cricket Ground	1	Good
North West	Oswestry	209	Oswestry Cricket Club	1	Good
North West	Oswestry	211	Oswestry School	1	Good
North West	Oswestry	215	Packwood Haugh School	5	Good
South	Cleobury Mortimer	77	Cleobury Mortimer Playing Field	1	Good
South	Cleobury Mortimer	184	Moffats School	1	Good
South	Ludlow	166	Ludlow Cricket Ground	2	Good Good
South	Ludlow	186	Moor Park School	2	Good
South East	Albrighton	7	Albrighton Cricket Club	1	Good
South East	Albrighton	362	Birchfield School	3	Good
South East	Bridgnorth	10	Alveley Recreation Ground	1	Standard
South East	Bridgnorth	40	Bridgnorth Bowls, Cricket & Hockey Club	1	Good
South East	Bridgnorth	53	Burwarton Cricket Club	1	Good
South East	Bridgnorth	104	Davenport Park	1	Good
South East	Bridgnorth	206	Oldbury Wells School	1	Standard
South East	Bridgnorth	237	Sandford Park (Claverly Cricket Club)	1	Good
South East	Bridgnorth	296	The Quatt Oval	2	Good
South East	Bridgnorth	360	Alveley Cricket Club - Four Oaks Ground	1	Good
South East	Broseley	17	Barrow Park	1	Good
South East	Broseley	47	Broseley CC	1	Standard
South East	Highley	61	Chelmarsh Sports & Social Club	1	Good
South East	Highley	238	Severn Centre (Highley Cricket Club)	1	Standard
South East	Much Wenlock	117	Gaskell Recreation Ground	1	Good
South East	Shifnal	224	Priorslee Road	1	Good
South West	Bishop's Castle	24	Bedstone College	1	Good
South West	Bishop's Castle	290	The Manor Ground (Bishops Castle Cricket Club)	1	Good
South West	Church Stretton	2	Acton Scott Cricket Club	1	Standard
South West	Church Stretton	236	Russels Meadow Ground	1	Good
South West	Craven Arms	181	Millichope Park	1	Standard
Outside	-	365	Forton Cricket Club	1	Good

The majority (84%) of all grass squares across Shropshire receive a good quality rating, which is generally supported through club consultation. However, several clubs indicate their squares were only good quality due to high levels of specific maintenance carried out through dedicated volunteers/groundsmen.

SHROPSHIRE COUNCIL PLAYING PITCH & OUTDOOR SPORTS STRATEGY

Ellesmere CC indicates it is currently looking for assistance and potential solutions to a long term drainage issue. The Club indicates the problem is becoming worse on a season by season basis and is causing matches to be moved or cancelled.

PQS assessments for the three poor quality squares each suggest a need to alter the current maintenance regime in order to improve their quality. Hinstock CC and Hodnet & Peplow CC also confirm this through consultation.

Performance Quality Standards (PQS)

To obtain a full technical assessment of wicket and pitches, the ECB recommends a PQS assessment. The PQS looks at a cricket square to ascertain whether the pitch meets the Performance Quality Standards, which are benchmarked by the Institute of Groundsman.

Table 4.5: PQS ratings

Quality rating	Details
Premier (High)	Where the surface is intended for Premier League play, with those within the top quartile capable of holding minor county and 1st class one day matches. May include some of the better schools and university pitches
Club (Standard)	A Club pitch suitable for league, school and junior cricket
Basic	An acceptable level suitable for recreational cricket and where the surface is designed and maintained within tight financial limitations such as local authorities
Unsuitable	This is where the surface is deemed unfit or unsafe for play

Clubs can contact the ECB to arrange for a pitch advisor to complete three different reports (comprehensive/mini/verbal) that vary in cost. A fully comprehensive report includes soil testing and guidance on machinery and corrective procedures, a mini report includes guidance on machinery and corrective procedures and a verbal report is a spoken version of a mini report.

In 2018, a total of 15 sites across Shropshire obtained a PQS report for their home ground. The following 12 sites had many positives and measurements within the recommended quality standards:

- | | |
|----------------------------------|-----------------------------|
| ◀ Acton Reynald Cricket Club | ◀ Gaskell Recreation Ground |
| ◀ Barrow Park | ◀ Gatacre Playing Fields |
| ◀ Calverhall Cricket Ground | ◀ Millichope Park |
| ◀ Chelmarsh Sports & Social Club | ◀ Pontesbury Playing Fields |
| ◀ Condoover Sports Ground | ◀ Russels Meadow Ground |
| ◀ Coton Hall Cricket Club | ◀ The Manor Ground |

Each report provides specific detail on the maintenance regime required to sustain and improve the quality of the square and outfield. In particular, the PQS for Condoover Sports Ground indicates the NTP attached to the square needs refurbishment and currently poses as a trip hazard.

In comparison, the PQS reports for three sites, Harcourt Cricket Club, Hinstock Cricket Club and Hodnet Social Club suggest that altering the current maintenance regime will improve the quality of onsite provision.

As well as altering the current maintenance regime, the report for Hinstock Cricket Club, indicates although the outfield is within standards, it is short mainly on the straight hit.

SHROPSHIRE COUNCIL

PLAYING PITCH & OUTDOOR SPORTS STRATEGY

Ancillary facilities

The audit of ancillary facilities determines that all but eight sites, that are currently accessed for affiliated cricket, are accompanied by either good or standard quality changing rooms.

Table 4.6: Changing room quality (grass wicket squares, site by site)

Analysis area	Place plan	Site ID	Site	No. of squares	Changing room quality
Central	Pontesbury & Minsterley	218	Pontesbury Playing Fields	1	Standard
Central	Shrewsbury	37	Bomere Heath Cricket Club	1	Good
Central	Shrewsbury	89	Condoover Sports Ground	1	Standard
Central	Shrewsbury	94	Cound Cricket Club	1	Good
Central	Shrewsbury	115	Frankwell Recreation Ground	2	Standard
Central	Shrewsbury	231	Reman Services Sports & Social Club	1	Standard
Central	Shrewsbury	249	Shrewsbury Cricket Club	1	Good
Central	Shrewsbury	259	Unison Club (Column Cricket, Bowls & Tennis Club)	1	Standard
Central	Shrewsbury	338	Wroxeter & Uppington Cricket Club	1	Good
Central	Shrewsbury	350	Shelton Recreation Ground	1	Good
Central	Shrewsbury	355	Alberbury Cricket Club	1	Good
North East	Market Drayton	113	Falcon Field	1	Good
North East	Market Drayton	133	Hinstock Cricket Club	1	Poor
North East	Market Drayton	138	Hodnet Social Club	1	Poor
North East	Market Drayton	171	Market Drayton Community Amateur Sports Club	1	Standard
North East	Market Drayton	202	Norton in Hales Community Sports Club	1	Good
North East	Wem	1	Acton Reynald Cricket Club	1	Standard
North East	Wem	93	Coton Hall Cricket Club	1	Standard
North East	Wem	127	Harcourt Cricket Club	1	Poor
North East	Wem	288	The Kynaston Ground	1	Good
North East	Whitchurch	57	Calverhall Cricket Ground	1	Good
North East	Whitchurch	130	Heath Road Ground	1	Good
North East	Whitchurch	221	Prees Cricket and Recreation Club	1	Good
North West	Ellesmere	112	Ellesmere Cricket Club	1	Standard
North West	Ellesmere	128	Hardwick Park (Frankton Cricket Club)	1	Good
North West	Oswestry	118	Gatacre Playing Fields	1	Good
North West	Oswestry	148	Knockin & Kinnerly Cricket Ground	1	Good
North West	Oswestry	209	Oswestry Cricket Club	1	Good
North West	Oswestry	322	Whittington Cricket & Bowling Club	1	Good
South	Cleobury Mortimer	77	Cleobury Mortimer Playing Field	1	Good

SHROPSHIRE COUNCIL PLAYING PITCH & OUTDOOR SPORTS STRATEGY

Analysis area	Place plan	Site ID	Site	No. of squares	Changing room quality
South	Ludlow	166	Ludlow Cricket Ground	2	Standard
South East	Albrighton	7	Albrighton Cricket Club	1	Standard
South East	Bridgnorth	40	Bridgnorth Bowls, Cricket & Hockey Club	1	Good
South East	Bridgnorth	53	Burwarton Cricket Club	1	Poor
South East	Bridgnorth	104	Davenport Park	1	Good
South East	Bridgnorth	237	Sandford Park	1	Poor
South East	Bridgnorth	296	The Quatt Oval	2	Good
South East	Bridgnorth	360	Alveley Cricket Club - Four Oaks Ground	1	Good
South East	Broseley	17	Barrow Park	1	Standard
South East	Broseley	47	Broseley Cricket Club	1	Standard
South East	Highley	61	Chelmarsh Sports & Social Club	1	Poor
South East	Highley	238	Severn Centre	1	Good
South East	Much Wenlock	117	Gaskell Recreation Ground	1	Poor
South East	Shifnal	224	Priorslee Road	1	Good
South West	Bishop's Castle	290	The Manor Ground (Bishops Castle CC)	1	Good
South West	Church Stretton	2	Acton Scott Cricket Club	1	N/A
South West	Church Stretton	236	Russels Meadow Ground	1	Good
South West	Craven Arms	181	Millichope Park	1	Poor
Outside	-	365	Forton Cricket Club	1	Standard

There is one club that does not currently have access to ancillary provision at its home site, this is Acton Scott CC. Acton Scott Cricket Club has no form of changing provision; however, it does not suggest this to be problematic.

Non-technical assessments of ancillary provision at Harcourt Cricket Club and Burwarton Cricket Club indicates the quality to be poor with the buildings requiring attention.

Similarly, Much Wenlock CC clubhouse facilities at Gaskell Recreation Ground are poor quality with the Club indicating that the Parish Council has plans to refurbish the building, however, it does not identify a specific timeframe.

Hinstock, Claverley and Corvedale cricket clubs report the quality of their pavilions at Hinstock Cricket Club, Sandford Park, Millichope Park respectively, are poor quality. This correlates with the non-technical assessments that suggest the buildings need modernisation as they are not serviced by all utilities. However, it would not be recommended to make any qualitative improvements to the sites until long term tenure has been secured for each club.

Although, Alberbury CC has good quality ancillary provision at its home site it aspires to create additional changing rooms to encourage women and girl's participation.

Albrighton CC has recently applied for planning permission to upgrade its changing rooms and clubhouse and is currently searching for support for funding.

Shrewsbury Town Council reports plans to modernise the ancillary facilities at Frankwell Recreation Ground. The current facilities are fit for purpose; however, the Council wants to modernise them to better service the teams accessing the site.

SHROPSHIRE COUNCIL PLAYING PITCH & OUTDOOR SPORTS STRATEGY

Willey CC is working with Barrow Primary School and Willey Estates to improve the pavilion at Barrow Park including extending the building to include women and umpires changing facilities.

Condover Parish Council reports sports is integral to its emerging Neighbourhood Plan and includes the enhancement of ancillary provision at Condover Sports Ground.

No major problems were noted regarding the ancillary provision servicing standalone NTPs, although the accessibility of the changing rooms for some of the wickets at currently unused education sites is questionable should community demand exist in the future.

Training facilities

Access to cricket nets is important, particularly for pre-season/winter training. Only 18 sites used by affiliated cricket clubs in Shropshire are not serviced by fixed practice nets, these being:

- ◀ Acton Reynald Cricket Club
- ◀ Acton Scott Cricket Club
- ◀ Alveley Cricket Club – Four Oaks
- ◀ Barrow Park
- ◀ Broseley Cricket Club
- ◀ Calverhall Cricket Ground
- ◀ Chelmarsh Sports & Social Club
- ◀ Cleobury Mortimer Playing Field
- ◀ Davenport Park
- ◀ Gatacre Playing Fields
- ◀ Harcourt Cricket Club
- ◀ Hinstock Cricket Club
- ◀ Hodnet Social Club
- ◀ Market Drayton Community Amateur Sports Club
- ◀ Norton in Hales Community Sports Club
- ◀ Russels Meadow Ground
- ◀ Severn Centre
- ◀ Unison Club (Column Cricket, Bowls & Tennis Club)

It should be noted that Ludlow Cricket Ground is serviced by fixed bay practice nets, however, these are of such poor quality they are not used by the Club.

Although most clubs are serviced by practice facilities, 14 clubs indicate through aspirations for additional or enhancements on their current training facilities through consultation. These are summarised in table below.

Table 4.7: Summary of demand for additional training facilities

Site ID	Site	Club	Comments
7	Albrighton Cricket Club	Albrighton CC	Creation of a non turf pitch
37	Bomere Heath Cricket Club	Bomere Heath Cricket Club	Creation of a non turf pitch
47	Broseley Cricket Club	Broseley CC	Creation of a fixed cricket nets
57	Calverhall Cricket Ground	Calverhall CC	Creation of a non turf pitch
61	Chelmarsh Sports & Social Club	Chelmarsh CC	Practice nets
118	Gatacre Playing Fields	Cae Glas CC	Permanent practice net
133	Hinstock Cricket Club	Hinstock CC	Creation of practice nets
166	Ludlow Cricket Ground	Ludlow CC	Non turf practice nets
171	Market Drayton Community Amateur Sports Club	Market Drayton CC	Permanent fixed bay practice nets
202	Norton in Hales Community Sports Club	Norton in Hales CC	Additional non turf pitch
209	Oswestry Cricket Club	Oswestry CC	New outdoor practice nets
224	Priorslee Road	Shifnal CC	Establishing a grass wicket on the outfield

SHROPSHIRE COUNCIL PLAYING PITCH & OUTDOOR SPORTS STRATEGY

Site ID	Site	Club	Comments
231	Reman Services Sports & Social Club	Sentinel CC	Additional non turf practice nets
296	The Quatt Oval	Quatt CC	Refurbishment of practice nets

In addition, Alveley CC reports potentially needing to relocate its practice nets to its new ground, Alveley Cricket Club from Alveley Recreation Ground.

4.3: Demand

There are 48 cricket clubs competing in Shropshire generating 254 teams. In addition, it should be noted that the table below also includes demand from Grasshoppers CC, Rough and Tumblers CC and Burwarton CC. These are all single team clubs that play midweek cricket. This demand will be factored into the supply and demand analysis, however, as the clubs are not affiliated, they are not included in the abovementioned response rate.

As a breakdown, this equates to 138 senior men's, 18 senior women's and 90 junior boys' and 11 junior girls' teams. The distribution of these teams across the clubs can be seen in the table below.

Table 4.8: Summary of teams

Analysis area	Place plan	Club name	No. of competitive teams			
			Senior men's	Senior women's	Junior boys'	Junior girls'
Central	Pontesbury & Minsterley	Pontesbury CC	4	2	5	-
Central	Shrewsbury	Alberbury CC	4	-	2	1
Central	Shrewsbury	Beacon CC	5	1	2	3
Central	Shrewsbury	Bomere Heath CC	5	-	-	-
Central	Shrewsbury	Column CC	3	-	-	-
Central	Shrewsbury	Condover CC	3	-	3	-
Central	Shrewsbury	Cound CC	4	-	-	-
Central	Shrewsbury	Grasshoppers CC	1	-	-	-
Central	Shrewsbury	Quayside CC	1	-	-	-
Central	Shrewsbury	Sentinel CC	3	1	3	1
Central	Shrewsbury	Shelton CC	4	1	2	-
Central	Shrewsbury	Shrewsbury CC	4	-	3	-
Central	Shrewsbury	Wroxeter & Uppington CC	1	-	-	-
North East	Market Drayton	Hinstock CC	1	-	-	-
North East	Market Drayton	Hodnet & Peplow CC	1	-	-	-
North East	Market Drayton	Market Drayton CC	2	-	-	-
North East	Market Drayton	Norton in Hales CC	3	-	1	-
North East	Market Drayton	Woore CC	4	1	7	1
North East	Wem	Acton Reynald CC	3	-	-	-
North East	Wem	Coton Hall CC	1	-	-	-
North East	Wem	Harcourt CC	1	-	-	-
North East	Wem	Wem CC	5	1	3	-
North East	Whitchurch	Calverhall CC	2	-	-	-
North East	Whitchurch	Prees CC	1	-	1	-
North East	Whitchurch	Whitchurch CC	4	-	4	-
North West	Ellesmere	Ellesmere CC	3	1	3	-

SHROPSHIRE COUNCIL PLAYING PITCH & OUTDOOR SPORTS STRATEGY

Analysis area	Place plan	Club name	No. of competitive teams			
			Senior men's	Senior women's	Junior boys'	Junior girls'
North West	Ellesmere	Frankton CC	5	-	1	-
North West	Oswestry	Cae Glas CC	3	-	-	-
North West	Oswestry	Knockin & Kinnerley CC	5	1	5	2
North West	Oswestry	Oswestry CC	4	1	4	-
North West	Oswestry	Rough and Tumblers CC	1	-	-	-
South	Cleobury Mortimer	Cleobury Mortimer CC	1	-	-	-
South	Ludlow	Ludlow CC	4	1	6	-
South East	Albrighton	Albrighton CC	3	1	2	-
South East	Bridgnorth	Alveley CC	3	1	2	-
South East	Bridgnorth	Bridgnorth CC	4	1	9	1
South East	Bridgnorth	Burwarton CC	1	-	-	-
South East	Bridgnorth	Claverley CC	3	-	-	-
South East	Bridgnorth	Quatt CC	5	1	5	-
South East	Bridgnorth	Worfield CC	3	1	5	1
South East	Broseley	Broseley CC	2	-	-	-
South East	Broseley	Wiley CC	2	-	-	-
South East	Highley	Chelmarsh CC	1	-	-	-
South East	Highley	Highley CC	1	-	-	-
South East	Much Wenlock	Much Wenlock CC	3	-	1	-
South East	Shifnal	Shifnal CC	4	1	5	1
South West	Bishop's Castle	Bishops Castle CC	1	-	3	-
South West	Church Stretton	Acton Scott Village CC	1	-	-	-
South West	Church Stretton	Church Stretton CC	1	-	-	-
South West	Craven Arms	Corvedale CC	1	-	-	-
Outside	-	Forton CC*	3	1	3	-
Total			138	18	90	11

Most senior teams play in the Shropshire County Cricket League, with the remainder playing in either the Birmingham & District Cricket League, the Worcestershire County League or the North Staffs and South Cheshire Cricket League.

There is no LMS league operating in Shropshire, with the closest league in operation located in Birmingham and Black Country, however, there is a prominent midweek league which services this demand called the Shrewsbury and District Evening Cricket League.

Junior teams play in Shropshire County Junior Cricket League, Worcestershire County Junior Cricket, Herefordshire Junior Cricket League and South Moorlands Junior League with junior teams also playing in friendly competitions when required.

A summary of teams by analysis area can be seen in the table below. The greatest amount of demand is in the South East Analysis Area which each accommodate 73 teams (29%) and the Central Analysis Area with 72 teams (29%). Comparatively, the least amount of demand is in the South West Analysis Area which equates to 3% or seven teams.

SHROPSHIRE COUNCIL PLAYING PITCH & OUTDOOR SPORTS STRATEGY

Table 4.9: Summary of teams by analysis area

Analysis area	Number of teams				Total
	Senior men's	Senior women's	Junior boys'	Junior girls'	
Central	42	5	20	5	72
North East	28	2	16	1	47
North West	21	3	13	2	39
South	5	1	6	-	12
South East	35	6	29	3	73
South West	4	-	3	-	7
Total	135	17	87	11	250³¹

Please note that Forton Cricket Club is not included in the above as it is geographically located in Stafford and therefore cannot be allocated to an Analysis Area.

Most clubs also report strong participation trends, with the majority remaining stable or growing over the last three years. Nevertheless, Whittington CC reports that it has recently folded due to declining levels of participation.

It should be noted that the SCC is concerned regarding the retention of the above figures, which were collated for in the 2019 season, for the forth coming seasons. Since consultation the development of the ongoing COVID-19 pandemic in 2020 is likely to have a direct impact in all sport participation due to restrictions on group activities. As of April 2020, it is still unknown when these restrictions will be removed and how long normal behaviours will take to resume.

Exported demand

Displaced or exported demand refers to Shropshire based teams that are currently accessing pitches outside of the local authority for their home fixtures, normally because their pitch requirements cannot be met, which is usually because of pitch supply, in some cases quality issues or stipulated league requirements for access to certain facilities.

Shifnal CC currently exports its third and fourth Saturday men's teams to its second ground that is located in South Staffordshire (approximately six miles away). The Club indicates it uses this ground as there is not enough facilities within Shropshire to accommodate all its demand and would examine returning if provision became available.

Imported demand

Imported demand refers to any demand from neighbouring local authorities that accesses facilities within the Shropshire study area due to a lack of available facilities in other local authorities where such team or club is based. There is no know imported demand into Shropshire.

³¹ Please note that Forton Cricket Club is not included in the above as it is geographically located in Stafford and therefore can not be allocated to an Analysis Area.

SHROPSHIRE COUNCIL

PLAYING PITCH & OUTDOOR SPORTS STRATEGY

Unmet demand

Unmet demand is existing demand that is not able to access sufficient pitches. It is usually expressed, for example, when a team is already training but is unable to access a match pitch, or when a league has a waiting list. There is no recorded unmet demand for cricket in Shropshire.

Future demand

Future demand can be defined in two ways, through participation increases and using population forecasts.

Participation increases

The ECB has also recently announced new five-year media rights deals, from 2020-2024. The new deals include a continuation of the ECB relationship with Sky Sports, now extending beyond broadcasting as a genuine partnership to secure significant investment and commitment to increase participation and drive engagement. The new deals also include a return to free to air television for live cricket, with the BBC to show coverage of some international and domestic matches.

Together, significant investment in participation and increased free to air media coverage could see future demand increase to levels in excess of those anticipated through the PPOSS and the impact should therefore be reviewed over coming years.

As part consultation, clubs were asked to express their future aspirations for additional men's open age, women's open age and junior teams. The potential effect of this increase of demand will be run as a scenario in the proceeding Strategy & Action Plan.

Population forecasts

Team generation rates are used below as the basis for calculating the number of teams likely to be generated in the future (2038) based on population growth. When team generation rates are applied across Shropshire, due to predicted declining population, there is not enough growth to indicate any form of growth across any age group.

Table 4.10: Team generation rates based on population growth (2038)

Age group	Current population within age group	Current no. of teams	Team Generation Rate ³²	Future population within age group	Predicted future number of teams	Additional teams that may be generated from the increased population
Senior Men's (18-55)	72,918	135	1:540	67,084	124	0
Senior Women's (18-55)	69,802	17	1:4,106	63,387	15	0
Junior Boys (7-18)	21,083	87	1:242	20,674	85	0
Junior Girls (7-18)	20,537	11	1:1,867	19,495	10	0

Please note that due to declining population in Shropshire, team generation rates automatically predict that none will be created in the future as it takes current participation as a baseline.

³² Please note TGR figures are rounded to the lowest whole number.

SHROPSHIRE COUNCIL

PLAYING PITCH & OUTDOOR SPORTS STRATEGY

It is important to acknowledge that whilst team generation rates project team growth as a factor of population and existing teams, there are plans and strategies to increase the number of teams at some formats beyond what current trends suggest, due to a desire to change such trends. For example, they do not take into consideration ECB initiatives such as All Stars Cricket, Dynamos or Women & Girls Softball. These are all likely to contribute to growth above levels shown through team generation rates.

All Stars Cricket

In partnership with the ECB and Chance to Shine cricket clubs in Shropshire can register to become an ECB All Stars Cricket Centre. Once registered, a club can deliver the programme which aims to introduce cricket to children aged from five to eight. Subsequently, this may lead to increased interest and demand for junior cricket at clubs.

The programme seeks to achieve the following aims:

- ◆ Increase cricket activity for five to eight year olds in the school and club environment
- ◆ Develop consistency of message in both settings to aid transition
- ◆ Improve generic movement skills for children, using cricket as the vehicle
- ◆ Make it easier for new volunteers to support and deliver in the club environment
- ◆ Use fun small sided games to enthuse new children and volunteers to follow and play the game

This activity generally takes place midweek to coincide with junior training sessions.

Dynamos cricket

A key development area for the ECB in delivering on the outcomes of 'Inspiring Generations' will be the Dynamos Cricket programme for 8-11 year olds launching in 2020. This builds on the significant growth of the All Stars Cricket programme for 5-8 year olds established in 2017 and will develop the pathway to retain juniors progressing from All Stars Cricket into Dynamos Cricket.

Where All Stars Cricket seeks to engage children in cricket activity and learning the skills, Dynamos Cricket seeks to engage children in learning how to play, introducing a modified soft ball format as competitive progression with a view to eventual transition through to hardball cricket. The programme will be strongly linked to The Hundred, a new short format competition also launching in 2020.

This activity generally takes place midweek to coincide with junior training sessions.

Softball cricket

Softball cricket is an ECB initiative aimed at women and girls to increase participation in cricket as a sport. The aim of softball cricket sections is enjoyment and participation; without pads, a hardball, a heavy bat and limited rules. Sessions are played on the outfield and follow a festival format with each session running for a maximum of two and half hours, shorter than traditional formats.

Across Shropshire, the SCB hosts seven festivals around the area and five rounds of league fixtures with each club participating hosting two events which take place on Sunday afternoons.

SHROPSHIRE COUNCIL

PLAYING PITCH & OUTDOOR SPORTS STRATEGY

It should be noted that Allstars, Dynamos and Softball cricket generally takes place on the cricket outfield rather than the actual squares. Although this does not impact the carrying capacity of the square it does influence the accessibility of the squares as whilst the outfield is in use the main square cannot be used to accommodate fixtures. Therefore, this may limit the potential spare capacity whilst these activities are taking place which are either midweek or Sundays.

SHROPSHIRE COUNCIL PLAYING PITCH & OUTDOOR SPORTS STRATEGY

Table 4.11: Shropshire cricket clubs participating Allstars, Dynamos and Women & Girls softball

Analysis area	Place plan	Site ID	Site	Club	Allstars	Dynamos	Women & Girls softball
Central	Pontesbury & Minsterley	218	Pontesbury Playing Fields	Pontesbury CC	✓	✓	✓
Central	Shrewsbury	37	Bomere Heath Cricket Club	Bomere Heath CC	✓	✓	
Central	Shrewsbury	89	Condover Sports Ground	Condover CC	✓	✓	
Central	Shrewsbury	115	Frankwell Recreation Ground	Beacon CC	✓	✓	✓
Central	Shrewsbury	231	Reman Services Sports & Social Club	Sentinel CC	✓	✓	✓
Central	Shrewsbury	249	Shrewsbury Cricket Club	Shrewsbury CC	✓	✓	
Central	Shrewsbury	259	Unison Club (Column Cricket, Bowls & Tennis Club)	Column CC	✓	✓	
Central	Shrewsbury	350	Shelton Recreation Ground	Shelton CC	✓	✓	✓
North East	Market Drayton	113	Falcon Field	Woore CC	✓	✓	✓
North East	Market Drayton	133	Hinstock Cricket Club	Hinstock CC	✓	✓	
North East	Market Drayton	202	Norton in Hales Community Sports Club	Norton in Hales CC	✓	✓	
North East	Wem	288	The Kynaston Ground	Wem CC	✓	✓	✓
North East	Whitchurch	130	Heath Road Ground	Whitchurch CC	✓	✓	
North East	Whitchurch	221	Prees Cricket and Recreation Club	Prees CC	✓	✓	
North West	Ellesmere	112	Ellesmere Cricket Club	Ellesmere CC	✓		✓
North West	Ellesmere	128	Hardwick Park (Frankton Cricket Club)	Frankton CC	✓		
North West	Oswestry	148	Knockin & Kinnerly Cricket Ground	Knockin & Kinnerly CC	✓	✓	✓
North West	Oswestry	209	Oswestry Cricket Club	Oswestry CC	✓	✓	✓
South	Cleobury Mortimer	77	Cleobury Mortimer Playing Field	Cleobury Mortimer CC	✓		
South	Ludlow	166	Ludlow Cricket Ground	Ludlow CC	✓	✓	✓
South East	Albrighton	7	Albrighton Cricket Club	Albrighton CC	✓	✓	✓
South East	Bridgnorth	40	Bridgnorth Bowls, Cricket & Hockey Club	Bridgnorth CC	✓	✓	✓
South East	Bridgnorth	104	Davenport Park	Worfield CC	✓	✓	✓
South East	Bridgnorth	296	The Quatt Oval	Quatt CC	✓	✓	✓

SHROPSHIRE COUNCIL PLAYING PITCH & OUTDOOR SPORTS STRATEGY

Analysis area	Place plan	Site ID	Site	Club	Allstars	Dynamos	Women & Girls softball
South East	Bridgnorth	360	Alveley Cricket Club - Four Oaks Ground	Alveley CC	✓	✓	✓
South East	Broseley	17	Barrow Park	Willey CC	✓	✓	
South East	Broseley	47	Broseley Cricket Club	Broseley CC	✓		
South East	Shifnal	224	Priorslee Road	Shifnal CC	✓	✓	✓
South West	Bishop's Castle	290	The Manor Ground (Bishops Castle CC)	Bishops Castle CC	✓	✓	
South West	Church Stretton	236	Russels Meadow Ground	Church Stretton CC	✓	✓	
-	-	365	Forton Cricket Club (Outside)	Forton CC	✓	✓	✓

SHROPSHIRE COUNCIL

PLAYING PITCH & OUTDOOR SPORTS STRATEGY

Peak time demand

An analysis of match play identifies peak time demand for cricket across three distinct time periods which are Saturdays, Sundays and Midweek (Monday to Friday).

The former is classified as peak time for senior men's cricket across Shropshire, whereas, Sunday accommodates senior women's match play whether this is hardball or softball and some junior matches.

The latter, Midweek, is used by clubs to accommodate junior matches, training and ECB initiatives Allstars and Dynamos.

4.4: Capacity analysis

Capacity analysis for cricket is measured on a seasonal rather than a weekly basis. This is due to playability (as only one match is generally played per pitch per day at weekends or weekday evening) and because wickets are rotated throughout the season to reduce wear and tear and to allow for repair.

The capacity of a square to accommodate matches is driven by the number and quality of wickets. This section of the report presents the current pitch stock available for cricket and illustrates the number of competitive matches per season per square. For good quality squares, capacity is considered to be five matches per wicket per season, whilst for a standard quality square, capacity is four matches per wicket per season. For poor quality squares, no capacity is considered to exist as such provision is not safe for play.

The number of matches played by each team has been derived from consultation with the clubs. Where consultation was not possible, the assumption has been made that all senior teams play between eight and 12 home matches per year and all junior teams play between four and eight matches per year depending on their age and level of competition.

The above is used to allocate capacity ratings as follows:

Potential capacity	Play is below the level the site could sustain
At capacity	Play matches the level the site can sustain
Overused	Play exceeds the level the site can sustain

Please note that non-turf wickets have been discounted from the table overleaf. No non-turf wicket squares are recorded as accommodating more than 60 matches per season, therefore, all non-turf wickets are considered to have spare capacity. This translates to actual spare capacity for junior cricket as peak time is midweek, whereby non-turf wickets are more commonly used and matches can be played on a variety of days.

The capacity analysis assumes that all clubs rotate their wickets evenly. However, this may not be the case at all sites, with central wickets potentially used more commonly than outer wickets that are closer to a boundary, especially for senior matches. The idea is to showcase what the capacity is or could be if best practice is followed for the whole square, rather than doing it on a wicket-by-wicket basis.

It should be noted that any potential spare capacity for cricket has been discounted if the site is not available for community use, has unsecure tenure or is currently overplayed / played to capacity.

SHROPSHIRE COUNCIL PLAYING PITCH & OUTDOOR SPORTS STRATEGY

For reference a site is considered to have unsecure tenure if the cricket provision on the site is not guaranteed to be retained over the next three years. Unless known otherwise, Town and Parish council managed squares are considered to generally be secure, as part of the Council's maintained sports and leisure provision offering.

In contrast, schools and academies often state their own policies and are more likely to restrict levels of community use. Therefore, they are considered to have unsecure tenure.

SHROPSHIRE COUNCIL

PLAYING PITCH & OUTDOOR SPORTS STRATEGY

Table 4.12: Capacity of cricket squares

Analysis area	Place plan	Site ID	Site name	Community use?	Users	Security of tenure	No. of squares	Pitch quality	No. of grass wickets	Capacity (sessions per season)	Actual play (sessions per season)	Capacity rating (sessions per season)	Potential spare capacity for Saturday cricket?	Potential spare capacity for Sunday cricket?	Potential spare capacity for midweek cricket?
Central	Pontesbury & Minsterley	218	Pontesbury Playing Fields	Yes	Pontesbury CC	Secure	1	Good	13	65	63	2	No	No	No
Central	Shrewsbury	37	Bomere Heath Cricket Club	Yes	Bomere Heath CC	Secure	1	Good	12	60	45	15	No	Yes	Yes
Central	Shrewsbury	89	Condoover Sports Ground	Yes	Condoover CC	Secure	1	Standard	12	48	39	9	No	Yes	Yes
Central	Shrewsbury	94	Cound Cricket Club	Yes	Cound CC	Secure	1	Good	10	50	41	9	No	No	Yes
Central	Shrewsbury	115	Frankwell Recreation Ground	Yes	Beacon CC	Secure	2	Good	10	50	30	20	No	Yes	Yes
					Grasshoppers CC				12	60	38	22	No	Yes	Yes
					Quayside CC										
Central	Shrewsbury	222	Prestfelde Preparatory School	Yes - unused	-	Unsecure	2	Good	3	15	-	15	No	No	No
									3	15	-	15	No	No	No
Central	Shrewsbury	231	Reman Services Sports & Social Club	Yes	Sentinel CC	Secure	1	Good	11	55	43	12	No	Yes	Yes
Central	Shrewsbury	249	Shrewsbury Cricket Club	Yes	Shrewsbury CC	Secure	1	Good	12	60	48	12	No	Yes	Yes
Central	Shrewsbury	250	Shrewsbury High Prep School	No	-	Unsecure	1	Good	1 (Junior)	5	-	5	No	No	No
Central	Shrewsbury	253	Shrewsbury School	No	-	Unsecure	6	Good	1	5	-	5	No	No	No
									2	10	-	10	No	No	No
									4	20	-	20	No	No	No
									6	30	-	30	No	No	No
									10	50	-	50	No	No	No
Central	Shrewsbury	259	Unison Club (Column Cricket, Bowls & Tennis Club)	Yes	Column CC	Unsecure	1	Poor	7	-	38	38	No	No	No
					Shrewsbury CC										
Central	Shrewsbury	338	Wroxeter & Uppington Cricket Club	Yes	Wroxeter & Uppington CC	Secure	1	Good	10	50	12	38	Yes	Yes	Yes
Central	Shrewsbury	350	Shelton Recreation Ground	Yes	Shelton CC	Secure	1	Good	10	50	50		No	No	No
Central	Shrewsbury	355	Alberbury Cricket Club	Yes	Alberbury CC	Unsecure	1	Good	9	45	52	3	No	No	No
North East	Market Drayton	113	Falcon Fields (Woore Cricket Club)	Yes	Woore CC	Secure	1	Good	10	50	68	18	No	No	No
North East	Market Drayton	133	Hinstock Cricket Club	Yes	-	Unsecure	1	Poor	6	-	-		No	No	No
North East	Market Drayton	138	Hodnet Social Club	Yes	Hodnet & Peplow CC	Unsecure	1	Poor	6	-	12	12	No	No	No
North East	Market Drayton	171	Market Drayton Community Amateur Sports Club	Yes	Market Drayton CC	Secure	1	Good	14	70	32	38	No	Yes	Yes
North East	Market Drayton	202	Norton in Hales Community Sports Club	Yes	Norton in Hales CC	Unsecure	1	Good	9	45	30	15	No	No	No
North East	Wem	1	Acton Reynald Cricket Club	Yes	Acton Reynalds CC	Secure	1	Standard	6	24	24		No	No	No
North East	Wem	93	Coton Hall Cricket Club	Yes	Coton Hall CC	Unsecure	1	Good	5	25	10	15	No	No	No
North East	Wem	127	Harcourt Cricket Club	Yes	Harcourt CC	Unsecure	1	Poor	8	0	12	12	No	No	No
North East	Wem	288	The Kynaston Ground	Yes	Wem CC	Secure	1	Good	14	70	46	24	No	Yes	Yes
North East	Whitchurch	57	Calverhall Cricket Ground	Yes	Calverhall CC	Secure	1	Good	8	40	17	23	Yes	Yes	Yes
North East	Whitchurch	130	Heath Road Ground	Yes	Whitchurch CC	Secure	1	Good	13	65	54	11	No	No	Yes
North East	Whitchurch	221	Prees Cricket and Recreation Club	Yes	Prees CC	Secure	1	Good	6	30	12	18	Yes	Yes	Yes
North West	Ellesmere	111	Ellesmere College	Yes - unused	-	Unsecure	3	Good	4	20	-	20	No	No	No
								Good	10	50	-	50	No	No	No
								Good	12	60	-	60	No	No	No
North West	Ellesmere	112	Ellesmere Cricket Club	Yes	Ellesmere CC	Secure	1	Good	8	40	45	5	No	No	No

SHROPSHIRE COUNCIL PLAYING PITCH & OUTDOOR SPORTS STRATEGY

Analysis area	Place plan	Site ID	Site name	Community use?	Users	Security of tenure	No. of squares	Pitch quality	No. of grass wickets	Capacity (sessions per season)	Actual play (sessions per season)	Capacity rating (sessions per season)	Potential spare capacity for Saturday cricket?	Potential spare capacity for Sunday cricket?	Potential spare capacity for midweek cricket?
North West	Ellesmere	128	Hardwick Park (Frankton Cricket Club)	Yes	Frankton CC	Unsecure	1	Good	10	50	46	4	No	No	No
North West	Oswestry	118	Gatacre Playing Fields	Yes	Cae Glass CC	Secure	1	Good	7	35	27	8	No	No	Yes
North West	Oswestry	148	Knockin & Kinnerly Cricket Ground	Yes	Knockin & Kinnerly CC	Secure	1	Good	12	60	68	8	No	No	No
North West	Oswestry	169	Marches School	Yes - unused	-	Unsecure	1	Good	1	5	-	5	No	No	No
North West	Oswestry	209	Oswestry Cricket Club	Yes	Oswestry CC Rough and Tumblers CC	Secure	1	Good	12	60	58	2	No	No	No
North West	Oswestry	211	Oswestry School	Yes	Oswestry CC	Unsecure	2	Good	12	60	4	56	No	No	No
									3	15	-	15	No	No	No
North West	Oswestry	215	Packwood Haugh School	No	-	Unsecure	6	Good	1 (Junior)	5	-	5	No	No	No
									1 (Junior)	5	-	5	No	No	No
									1 (Junior)	5	-	5	No	No	No
									1 (Junior)	5	-	5	No	No	No
									6	30	-	30	No	No	No
									6	30	-	30	No	No	No
South	Cleobury Mortimer	77	Cleobury Mortimer Playing Field	Yes	Cleobury Mortimer CC	Unsecure	1	Good	8	40	12	28	No	No	No
South	Cleobury Mortimer	184	Moffats School	No	-	Unsecure	1	Good	6	30	-	30	No	No	No
South	Ludlow	166	Ludlow Cricket Ground	Yes	Ludlow CC	Unsecure	2	Good	7	35	18	17	No	No	No
									15	75	36	39	No	No	No
South	Ludlow	186	Moor Park School	Yes - unused	-	Unsecure	2	Good	6 (Junior)	30	-	30	No	No	No
									8	40	-	40	No	No	No
South East	Albrighton	7	Albrighton Cricket Club	Yes	Albrighton CC	Secure	1	Good	12	60	36	24	No	Yes	Yes
South East	Albrighton	362	Birchfield School	No	-	Unsecure	3	Good	3 (Junior)	15	-	15	No	No	No
									4 (Junior)	20	-	20	No	No	No
									6	30	-	30	No	No	No
South East	Bridgnorth	10	Alveley Recreation Ground	Yes - unused	-	Secure	1	Standard	8	32	-	32	Yes	Yes	Yes
South East	Bridgnorth	40	Bridgnorth Bowls, Cricket & Hockey Club	Yes	Bridgnorth CC	Secure	1	Good	10	50	67	17	No	No	No
South East	Bridgnorth	53	Burwarton Cricket Club	Yes	Burwarton CC	Unsecure	1	Good	6	30	4	26	No	No	No
South East	Bridgnorth	104	Davenport Park	Yes	Worfield CC	Secure	1	Good	15	75	56	19	No	No	Yes
South East	Bridgnorth	206	Oldbury Wells School	No	-	Unsecure	1	Standard	2	8	-	8	No	No	No
South East	Bridgnorth	237	Sandford Park	Yes	Claverley CC	Unsecure	1	Good	12	60	28	32	No	No	No
South East	Bridgnorth	296	The Quatt Oval	Yes	Quatt CC	Secure	2	Good	7	35	36	1	No	No	No
					Bridgnorth CC				10	50	44	7	No	No	No
South East	Bridgnorth	360	Alveley Cricket Club - Four Oaks Ground	Yes	Alveley CC	Secure	1	Standard	8	32	38	6	No	No	No
South East	Broseley	17	Barrow Park	Yes	Willey CC	Unsecure	1	Good	8	40	24	16	No	No	No
South East	Broseley	47	Broseley Cricket Club	Yes	Broseley CC	Secure	1	Standard	7	28	24	4	No	No	No
South East	Highley	61	Chelmarsh Sports & Social Club	Yes	Chelmarsh CC	Secure	1	Good	6	30	12	18	Yes	Yes	Yes

SHROPSHIRE COUNCIL PLAYING PITCH & OUTDOOR SPORTS STRATEGY

Analysis area	Place plan	Site ID	Site name	Community use?	Users	Security of tenure	No. of squares	Pitch quality	No. of grass wickets	Capacity (sessions per season)	Actual play (sessions per season)	Capacity rating (sessions per season)	Potential spare capacity for Saturday cricket?	Potential spare capacity for Sunday cricket?	Potential spare capacity for midweek cricket?
South East	Highley	238	Severn Centre	Yes	Highley CC	Unsecure	1	Standard	8	32	12	20	No	No	No
South East	Much Wenlock	117	Gaskell Recreation Ground	Yes	Much Wenlock CC	Secure	1	Good	7	35	32	3	No	No	No
South East	Shifnal	224	Priorslee Road	Yes	Shifnal CC	Secure	1	Good	13	65	49	16	No	Yes	Yes
South West	Bishop's Castle	24	Bedstone College	No	-	Unsecure	1	Good	5	25	-	20	No	No	No
South West	Bishop's Castle	290	The Manor Ground (Bishops Castle CC)	Yes	Bishops Castle CC	Secure	1	Good	8	40	25	15	Yes	Yes	Yes
South West	Church Stretton	2	Acton Scott Cricket Club	Yes	Acton Scott Village CC	Unsecure	1	Standard	5	20	6	14	No	No	No
South West	Church Stretton	236	Russels Meadow Ground	Yes	Church Stretton CC	Secure	1	Good	10	50	12	38	Yes	Yes	Yes
South West	Craven Arms	181	Millichope Park	Yes	Corvedale CC	Unsecure	1	Standard	8	32	16	16	No	No	No
Outside	-	365	Forton Cricket Club (Outside)	Yes	Forton CC	Secure	1	Good	8	40	43	3	No	No	No

Saturday cricket spare capacity

A square is only considered to have actual spare capacity if it is available for further usage. For senior men's cricket, peak time is Saturday as this is when most demand exists. As only one match can be played on each square per day, only two Saturday teams can be assigned to play home matches on one square (based on matches being played on an alternate home and away basis). As such, if a square has two Saturday teams already playing home fixtures on it, no actual spare capacity is perceived to exist for additional senior usage. If one or no teams are playing on a square on a Saturday, and it has overall capacity, actual spare capacity for senior demand is generally identified.

Notwithstanding the above, there may be situations where, although a site is highlighted as potentially able to accommodate some additional play, this should not be recorded as actual spare capacity against the site. For example, a site may be managed to operate slightly below full capacity to ensure that it can cater for a number of regular training sessions, or to protect the quality of the site. As such, no sites that are over, at, or close to capacity are considered to have actual spare capacity (at least 11 match equivalent sessions of spare capacity are required for an additional senior team to be accommodated) and neither are sites with insecure tenure as future usage cannot be guaranteed.

Of the sites with spare capacity, seven are available for further usage on a Saturday and have secure tenure to allow this. Thus, they are considered to have actual spare capacity for senior cricket and are shown in the table overleaf. Please note that actual spare capacity is quantified by identifying the number of teams available for further usage.

If a square is already used by one team on a Saturday it can only accommodate one additional team if it has the minimum spare capacity of 11 match equivalent sessions a season. In comparison if a square is currently unused and has a minimum spare capacity of 22 match equivalent sessions a season it can accommodate two teams on a Saturday.

SHROPSHIRE COUNCIL PLAYING PITCH & OUTDOOR SPORTS STRATEGY

Table 4.13: Summary of actual spare capacity for Saturday cricket

Analysis area	Place plan	Site ID	Site name	No. of squares	Actual spare capacity (MES)	Number of additional teams that could be accommodated ³³
Central	Shrewsbury	338	Wroxeter & Uppington Cricket Club	1	38	1
North East	Whitchurch	57	Calverhall Cricket Ground	1	23	1
North East	Whitchurch	221	Prees Cricket and Recreation Club	1	18	1
South East	Bridgnorth	10	Alveley Recreation Ground	1	32	2
South East	Highley	61	Chelmarsh Sports & Social Club	1	18	1
South West	Bishop's Castle	290	The Manor Ground (Bishops Castle CC)	1	15	1
South West	Church Stretton	236	Russels Meadow Ground	1	38	1

Actual spare capacity for senior cricket is enough to accommodate an additional eight senior men's teams on Saturdays. Most of this is identified in the South East (three teams), followed by the North East and South West with two teams each. The Central Analysis Area has enough spare capacity at to accommodate one additional senior men's team on a Saturday.

³³ One senior team on a Saturday equates to 12 match equivalent session per season

Sunday cricket spare capacity

Similar to Saturday cricket, a square on a Sunday is only considered to have actual spare capacity if it is available for further usage. As only one match can be played on each square per day, only two Sunday teams can be assigned to play home matches on one square (based on matches being played on an alternate home and away basis). As such, if a square has two Sunday teams already playing home fixtures on it, no actual spare capacity is perceived to exist for additional senior usage. If one or no teams are playing on a square on a Sunday, and it has overall capacity, actual spare capacity for senior demand is generally identified.

No sites that are over, at, or close to capacity are considered to have actual spare capacity (at least 11 match equivalent sessions of spare capacity are required for an additional senior team to be accommodated) and neither are sites with unsecure tenure as future usage cannot be guaranteed.

SHROPSHIRE COUNCIL PLAYING PITCH & OUTDOOR SPORTS STRATEGY

Table 4.14: Summary of actual spare capacity for Sunday cricket

Analysis area	Place plan	Site ID	Site name	No. of squares	Actual spare capacity (MES)	Number of potential teams that could be accommodated ³⁴	Women & Girls softball activity	Number of actual teams that could be accommodated ³⁵
Central	Shrewsbury	37	Bomere Heath Cricket Club	1	15	1	-	1
Central	Shrewsbury	115	Frankwell Recreation Ground	2	20	2	Yes	1
					22	2	Yes	1
Central	Shrewsbury	231	Reman Services Sports & Social Club	1	12	1	Yes	-
Central	Shrewsbury	249	Shrewsbury Cricket Club	1	12	1	-	1
Central	Shrewsbury	338	Wroxeter & Uppington Cricket Club	1	38	2	-	2
North East	Market Drayton	171	Market Drayton Community Amateur Sports Club	1	38	1	-	1
North East	Wem	288	The Kynaston Ground	1	24	1	Yes	-
North East	Whitchurch	57	Calverhall Cricket Ground	1	23	2	-	2
North East	Whitchurch	221	Prees Cricket and Recreation Club	1	18	2	-	2
South East	Albrighton	7	Albrighton Cricket Club	1	24	2	Yes	1
South East	Bridgnorth	10	Alveley Recreation Ground	1	32	2	-	2
South East	Highley	61	Chelmarsh Sports & Social Club	1	18	2	-	2
South East	Shifnal	224	Priorslee Road	1	16	1	Yes	-
South West	Bishop's Castle	290	The Manor Ground (Bishops Castle CC)	1	15	1	-	1
South West	Church Stretton	236	Russels Meadow Ground	1	38	2	-	2

³⁴ One senior team on a Sunday equates to eight match equivalent session per season

³⁵ One senior team on a Sunday equates to eight match equivalent session per season

SHROPSHIRE COUNCIL

PLAYING PITCH & OUTDOOR SPORTS STRATEGY

Initial capacity analysis suggests the actual spare capacity for Sunday cricket is enough to accommodate an additional 26 senior teams. However, as mentioned earlier the accessibility of a square on a Sunday can be affected by Women & Girls Softball activity on the outfield. Meaning the square cannot be used whilst the outfield is in use. Therefore, if a site is used for women's and girls' softball it realistically can only accommodate one additional team on a Sunday if there is suitable spare capacity (based on being played on an alternate home and away basis). This result in an overall actual spare capacity of 19 teams which could be established for Sunday cricket.

Midweek cricket spare capacity

For midweek cricket, most squares with spare capacity have actual spare capacity for an increase in demand. This is because usually the majority of demand is from junior matches which are generally played during midweek, where matches can be spread across numerous days, meaning capacity is not limited to two teams. Moreover, the presence of junior wickets at certain sites, as well as NTPs, provide further capacity that is generally not available to senior demand.

For a square to have actual spare capacity for junior cricket, it must not be poor quality, have secure tenure, not be overplayed or have more than four match equivalent sessions of spare capacity as this is the average number of matches an additional junior team would play.

Furthermore, a square is not considered to have capacity for an increase in demand if it is already used by six midweek teams or more as availability is then assumed to be limited (on average, clubs are able to play junior fixtures on three nights per week, with other nights reserved for other activity such as All Stars and Dynamos).

SHROPSHIRE COUNCIL PLAYING PITCH & OUTDOOR SPORTS STRATEGY

Table 4.15: Summary of actual spare capacity for midweek (junior) cricket

Analysis area	Place plan	Site ID	Site name	Actual spare capacity (MES)	Number of additional teams that could be accommodated
Central	Shrewsbury	37	Bomere Heath Cricket Club	15	3
Central	Shrewsbury	89	Condoover Sports Ground	9	2
Central	Shrewsbury	94	Cound Cricket Club	9	2
Central	Shrewsbury	115	Frankwell Recreation Ground	20	1
Central	Shrewsbury	115	Frankwell Recreation Ground	22	2
Central	Shrewsbury	231	Reman Services Sports & Social Club	12	2
Central	Shrewsbury	249	Shrewsbury Cricket Club	12	3
Central	Shrewsbury	338	Wroxeter & Uppington Cricket Club	38	6
North East	Market Drayton	171	Market Drayton Community Amateur Sports Club	38	6
North East	Wem	288	The Kynaston Ground	24	1
North East	Whitchurch	57	Calverhall Cricket Ground	23	5
North East	Whitchurch	130	Heath Road Ground	11	2
North East	Whitchurch	221	Prees Cricket and Recreation Club	18	4
North West	Oswestry	118	Gatacre Playing Fields	8	2
South East	Albrighton	7	Albrighton Cricket Club	24	4
South East	Bridgnorth	10	Alveley Recreation Ground	32	6
South East	Bridgnorth	104	Davenport Park	19	2
South East	Highley	61	Chelmarsh Sports & Social Club	18	4
South East	Shifnal	224	Priorslee Road	16	-
South West	Bishop's Castle	290	The Manor Ground (Bishops Castle CC)	15	3
South West	Church Stretton	236	Russels Meadow Ground	38	6

As shown in the table above there is enough junior peak time available across Shropshire to accommodate an additional 66 junior teams. Although there is overall capacity at Priorslee Road for additional junior demand, realistically, there are already six midweek teams accessing the site leaving no spare capacity.

As such, despite large amounts of actual spare capacity being identified for an increase in junior demand, capacity may still be an issue for clubs with large junior sections that may not be able to play all their matches on one square.

SHROPSHIRE COUNCIL PLAYING PITCH & OUTDOOR SPORTS STRATEGY

Overplay

There are nine sites in Shropshire considered to be overplayed by a total of 117 match equivalent sessions per season. Although it is possible to sustain certain, minimal levels of overplay providing that a regular, sufficient maintenance regime is in place, a resolution is recommended to ensure that there is no detrimental effect on quality over time.

Table 4.16: Summary of overplay

Analysis area	Place plan	Site ID	Site name	Number of squares	Overplay (matches per season)
Central	Shrewsbury	259	Unison Club (Column Cricket, Bowls & Tennis Club)	1	38
North East	Market Drayton	113	Falcon Fields (Woore Cricket Club)	1	18
North East	Market Drayton	138	Hodnet Social Club	1	12
North East	Wem	127	Harcourt Cricket Club	1	12
North West	Ellesmere	112	Ellesmere Cricket Club	1	5
North West	Oswestry	148	Knockin & Kinnerly Cricket Ground	1	8
South East	Bridgnorth	40	Bridgnorth Bowls, Cricket & Hockey Club	1	17
South East	Bridgnorth	296	The Quatt Oval	1	1
South East	Bridgnorth	360	Alveley Cricket Club - Four Oaks Ground	1	6
Total				9	117

The overplay on grass cricket squares in Shropshire derives from four analysis areas. The Central Analysis Area has overplay totalling 38 match sessions per season, the North East Analysis Area which has overplay totalling 42 match sessions per season, the North West Analysis Area has overplay totalling 13 match sessions per season and the South East Analysis Area has overplay totalling 24 match sessions per season.

In addition it should be noted that Forton Cricket Club, which geographically falls just outside of Shropshire, however, is considered a Shropshire club is overplayed by three match equivalent sessions a season.

As a large percentage of usage from clubs comes from junior cricket, installation of an NTP in situ on the squares would allow junior matches to be transferred from the grass cricket squares, thus alleviating the majority of overplay. Of the nine overplayed sites, only two are currently serviced by an NTP (Falcon Fields and The Quatt Oval).

The inclusion of an NTP for the management of fixtures would alleviate overplay issues; however, this would be subject to league rules and minimum pitch specifications (see ECB S9 pitch layout). Where possible, the addition of an NTP could be considered for junior cricket (up to U15s) and potentially lower league senior cricket which will take the burden off grass wickets due to intensification of use. This option should be considered on a site by site basis.

Given the preference for use of grass cricket squares provision as opposed to NTPs for senior cricket, alternative solutions to alleviate overplay include the use of a secondary site with spare capacity, or increasing natural turf capacity at the main home site through creation of additional grass wickets if the site is feasibly able to accommodate expansion of the square.

4.5: Supply and demand analysis

Consideration must be given to the extent in which provision can accommodate current and future demand. This being said as there is no future demand anticipated from team generation rates the supply and demand analysis below will only take into consideration the current overview of cricket across Shropshire. Club aspirational future demand will be analysed in the proceeding Strategy & Action Plan document.

Spare capacity analysis

It should be noted that spare capacity across Saturday, Sunday and Midweek should not be viewed collectively. Squares with actual spare should only utilise up to the remaining capacity on the site.

For example, Alveley Recreation Ground has a total available capacity rating of 32 match equivalent sessions a season as it is currently unused. This means it can accommodate up to 32 match equivalent sessions across the three time periods rather than accommodating all the potential spare capacity.

If it accommodated all of the spare capacity equating to two senior men's teams on a Saturday (22 match equivalent sessions), two Sunday teams (16 match equivalent sessions) and six midweek teams (24 match equivalent sessions) the site would be overplayed by 30 match equivalent sessions per week.

Therefore, it should only accommodate a selection of these teams as long as it does not become overplayed i.e. two senior men's (22 match equivalent sessions per season) and one Sunday team (eight match equivalent sessions per season) or two senior men's (22 match equivalent sessions per season) and two midweek teams (eight match equivalent sessions per season).

Saturday cricket capacity balance

The table below looks at actual spare capacity during Saturday for senior cricket against overplay.

For this, please note that actual spare capacity is converted from squares to match equivalent sessions. This is calculated by using the average number of matches played per season by senior teams (11) multiplied by the number of additional teams that can be fielded at peak time (one team per 0.5 squares that are available). The entirety of spare capacity available at each site is not used as this number of matches may not be able to be accommodated at peak time (the maximum amount of spare capacity that can be accommodated on one square at peak time is 22 match equivalent sessions).

Table 4.17: Capacity balance of grass cricket squares for Saturday cricket

Analysis area	Actual spare capacity (match sessions per season)	Demand (match sessions per season)	
		Overplay	Current total
Central	11	38	27
North East	22	42	20
North West	-	13	13
South	-	-	
South East	33	24	9
South West	22	-	22

SHROPSHIRE COUNCIL PLAYING PITCH & OUTDOOR SPORTS STRATEGY

Analysis area	Actual spare capacity (match sessions per season)	Demand (match sessions per season)	
		Overplay	Current total
Total	88	117	29

Analysis suggests that there is currently sufficient capacity in the South East and South West analysis areas, with shortfalls in the Central, North East and North West analysis areas equating to 60 match equivalent sessions. This result in a minimum overall shortfall of 29 match equivalent sessions for Saturday cricket in Shropshire.

Sunday cricket capacity balance

Similar to the above the table below looks at actual spare capacity during Sundays for senior cricket against overplay.

For this, please note that actual spare capacity is converted from squares to match equivalent sessions. This is calculated by using the average number of matches played per season by senior teams (11) multiplied by the number of additional teams that can be fielded at peak time (one team per 0.5 squares that are available). The entirety of spare capacity available at each site is not used as this number of matches may not be able to be accommodated at peak time (the maximum amount of spare capacity that can be accommodated on one square at peak time is 22 match equivalent sessions).

Table 4.18: Capacity balance of grass cricket squares for Sunday cricket

Analysis area	Actual spare capacity (match sessions per season)	Demand (match sessions per season)	
		Overplay	Current total
Central	66	38	28
North East	55	42	13
North West	-	13	13
South	-	-	
South East	55	24	31
South West	33	-	33
Total	209	117	92

Analysis suggests that there is currently overall sufficient capacity across Shropshire for Sunday cricket although the North West Analysis Area is overplayed by 13 match equivalent sessions per season.

Midweek (Junior) cricket capacity balance

The table below looks at actual spare capacity during the peak period (midweek) for junior cricket.

For this, actual spare capacity equates to the total spare capacity at each available site or, if it is lower, the total number of additional junior teams that could be fielded on each available square (on the assumption that one square can accommodate six midweek teams playing home and away) multiplied by four (the average number of matches a junior team plays).

As mentioned earlier, a square is not considered to have capacity for an increase in demand if it is already used by six midweek teams or more as availability is then assumed to be limited.

SHROPSHIRE COUNCIL PLAYING PITCH & OUTDOOR SPORTS STRATEGY

On average, clubs are able to play junior fixtures on three nights per week, this equates to a potential for six teams (on a home and away basis). The remaining two nights are reserved for other activity such as All Stars, Dynamos or training).

It should be noted that NTPs are not taken into consideration as all existing provision is deemed to have spare capacity for further usage.

Table 4.19: Capacity balance of grass cricket squares for junior cricket

Analysis area	Actual spare capacity (match sessions per season)	Demand (match sessions per season)	
		Overplay	Current total
Central	84	38	46
North East	72	42	30
North West	8	13	5
South		-	
South East	64	24	40
South West	36	-	36
Total	264	117	147

Analysis of cricket provision for junior demand suggests that there is currently spare capacity in four out of the six analysis areas, with minor shortfalls in the North West Analysis Area.

4.6: Conclusion

Overall, there is currently a sufficient supply of cricket squares in Shropshire to cater for current Sunday and Midweek demand, however, there is a shortfall of 29 match equivalent sessions a season for Saturday cricket.

Table 4.20: Capacity balance of grass cricket squares across Shropshire

Peak time	Actual spare capacity (match sessions per season)	Demand (match sessions per season)	
		Overplay	Current total
Saturday	88	117	29
Sunday	209	117	92
Midweek	264	117	147

As a result, it is imperative that good quality provision is protected and sustained, whilst standard and poor quality provision should be improved to better cater for demand and to help negate what issues exist.

To further alleviate what shortfalls are present, multiple aspects could be explored. This includes improving security of tenure across a greater number of sites, gaining access to more provision (e.g. via schools), installing more NTPs and better utilising existing NTPs, ensuring ancillary and practice provision is adequate for all forms of play and exploring the creation of new squares.

It should be noted that although there is currently spare capacity evident for both Sunday and Midweek cricket this is likely to reduce when factoring in the future impact of Allstars, Dynamos and Softball initiatives. Separate scenarios on the future growth of these three programmes and what impact they will have on the overall capacity for Shropshire cricket will be analysis in the proceeding Strategy document.

SHROPSHIRE COUNCIL

PLAYING PITCH & OUTDOOR SPORTS STRATEGY

Cricket summary

- ◆ **Overall, there is currently a sufficient supply of cricket squares in Shropshire to cater for current Sunday and Midweek demand, however, there is a shortfall of 29 match equivalent sessions a season for Saturday cricket.**
- ◆ There are 80 grass wicket squares in Shropshire located across 60 sites, of these, 61 are available for community use across 53 sites. All 19 grass squares that are not available for community use are located at schools.
- ◆ There are disused grass cricket squares at The Robert Jones and Agnes Hunt Othoepad & District Hospital Sports Field and Whittington Cricket & Bowling Club.
- ◆ In Shropshire, there are 19 NTPs that accompany grass wicket squares in addition to 17 standalone NTPs.
- ◆ Most clubs (67% or 32) in Shropshire have secure tenure at their home venues through ownership, long term lease or renting from Shropshire Council, Parish or Town Councils.
- ◆ Non-technical assessments found 60 grass wicket squares being good quality, nine standard quality and four poor quality (Harcourt Cricket Club, Hinstock Cricket Club, Unison Club and Hodnet Social Club).
- ◆ The audit of ancillary facilities determines that all but nine sites, that are currently accessed for affiliated cricket, are accompanied by either good or standard quality changing rooms.
- ◆ Although the majority of clubs are serviced by practice facilities, 14 clubs indicate through aspirations for additional or enhancements on their current training facilities.
- ◆ There are 51 clubs competing in Shropshire generating 257 teams. This equates to 138 senior men's, 17 senior women's and 90 junior boys' and 11 junior girls' teams
- ◆ Shifnal CC currently exports its third and fourth Saturday men's teams to its second ground that is located in South Staffordshire (approximately six miles away).
- ◆ There is anticipated future demand in Shropshire from ECB initiatives such as All Stars, Dynamos and Women & Girls Softball.
- ◆ Actual spare capacity for senior cricket is enough to accommodate an additional eight senior men's teams on Saturdays.
- ◆ There is overall actual spare capacity of 19 teams which could be established for Sunday cricket.
- ◆ There is enough junior peak time (midweek) available across Shropshire to accommodate an additional 66 junior teams
- ◆ There are nine sites in Shropshire considered to be overplayed by a total of 117 match equivalent sessions per season.

SHROPSHIRE COUNCIL

PLAYING PITCH & OUTDOOR SPORTS STRATEGY

PART 5: RUGBY UNION

5.1: Introduction

The Rugby Football Union (RFU) is split into six areas across the country with a workforce team that covers development, coaching, governance and competitions. Shropshire falls within Area Five, with a Rugby Development Officer (RDO) and a team of Community Rugby Coaches (CRC) that deliver core programmes in schools and clubs.

Its variety of programmes, which include 15 aside, 10 aside, 7 aside, Tag and the O2 Touch programme, all aim to increase and retain participation within the game. In order to sustain and increase participation in the game facilities need to be appropriate, affordable and accessible.

Consultation

In addition to face-to-face consultation with key rugby clubs, an electronic survey was sent to all clubs playing within Shropshire. Through both face to face meetings, survey responses and telephone interviews, a total response rate of 82% (9/11 clubs) was achieved.

Table 5.1: Summary of consultation

Club name	Analysis area	Responded?
Bishop Castle & Onny Valley RFC	South West	Yes
Bridgnorth RFC	South East	Yes
Church Stretton RFC	South West	No
Clee Hill RFC	South	Yes
Cleobury Mortimer RFC	South	Yes
Ludlow RFC (face to face)	South	Yes
Market Drayton RFC (face to face)	North East	Yes
Oswestry RFC (face to face)	North West	Yes
Shifnal Saxons RFC	South East	No
Shrewsbury RFC (face to face)	Central	Yes
Whitchurch RFC	North East	Yes

5.2: Supply

Within Shropshire there are 58 senior pitches, six junior pitches and 31 mini pitches provided, with all but five pitches being available for community use. This in total amounts to 95 pitches.

The largest number of pitches are in the Central Analysis Area (23 pitches or 24%). However, provision is fairly evenly spread across all the analysis areas apart from the South West which only has seven pitches (7%).

Table 5.2: Supply of all rugby union pitches across Shropshire

Analysis area	No. of senior pitches	No. of junior pitches	No. of mini pitches
Central	11	3	9
North East	11	1	2
North West	10	1	10
South	8	-	3
South East	11	1	6

SHROPSHIRE COUNCIL PLAYING PITCH & OUTDOOR SPORTS STRATEGY

Analysis area	No. of senior pitches	No. of junior pitches	No. of mini pitches
South West	6	-	1
Total	57	6	31

Of these 95 pitches, 75 (79%) are available for community use across 30 sites.

The audit only identifies dedicated, line marked pitches. For rugby union pitch dimension sizes please see the table below.

Table 5.3: Pitch dimensions

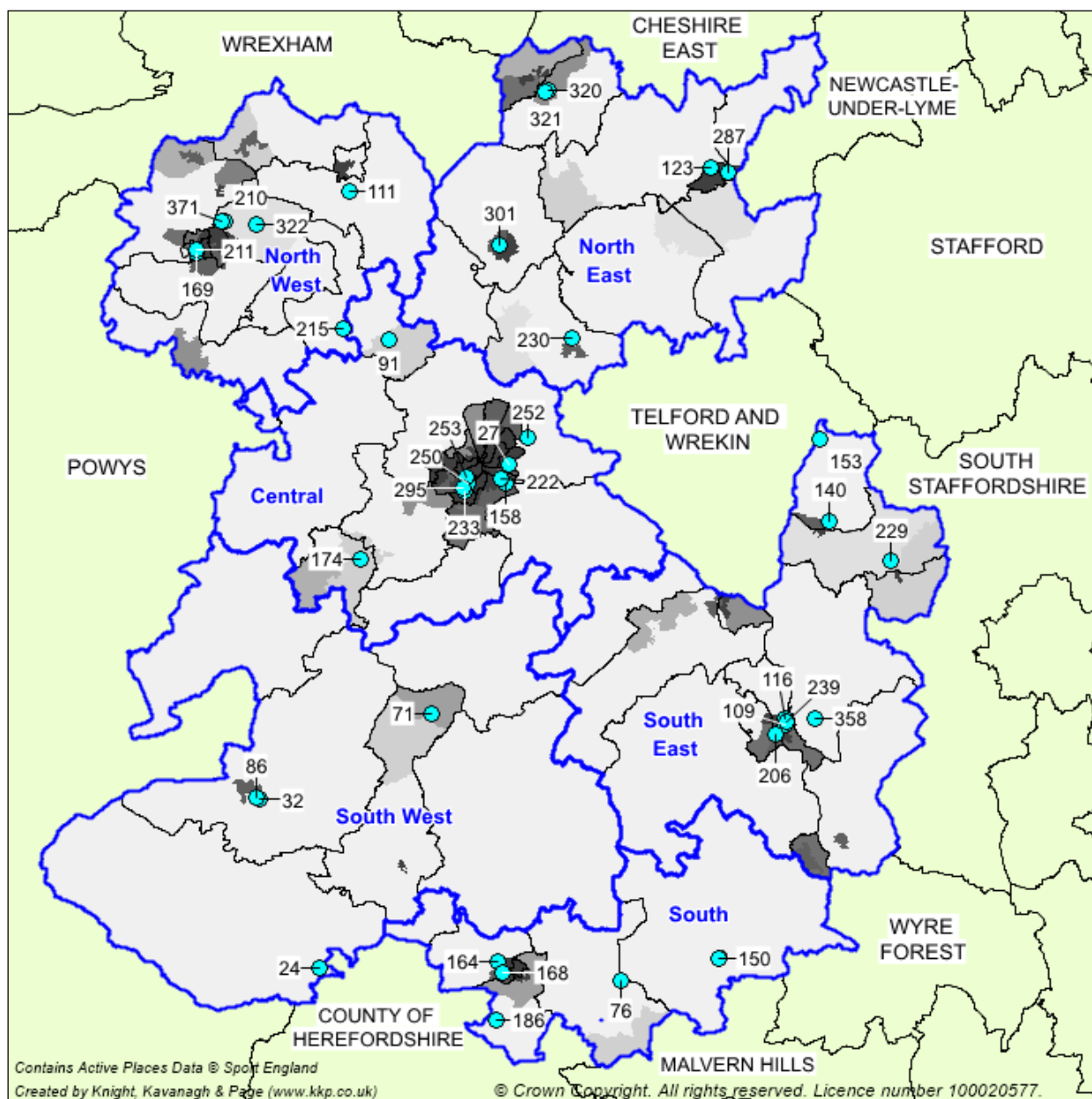
Age	Pitch type	Maximum pitch dimensions (metres) ³⁶
U7	Mini	20 x 12
U8	Mini	45 x 22
U9	Mini	60 x 30
U10	Mini	60 x 35
U11	Mini	60 x 43
U12	Mini	60 x 43
U13	Junior	90 x 60 (60 x 43 for girls)
U14 +	Senior	100 x 70 ³⁷

³⁶ Recommended run off area for all pitch types requires five-metres each way and a minimum in-goal length of six metres.

³⁷ Minimum dimensions of 94 x 68 metres are accepted.

SHROPSHIRE COUNCIL PLAYING PITCH & OUTDOOR SPORTS STRATEGY

Figure 5.1: Location of rugby union pitches within Shropshire



SHROPSHIRE COUNCIL PLAYING PITCH & OUTDOOR SPORTS STRATEGY

Lapsed / Disused provision

Playing fields which have previously accommodated formal pitch provision are categorised as either disused or lapsed. A disused site is a playing field which is not being used at all by any users and is not available for community hire either. Once these sites are disused for five or more years they will then be categorised as 'lapsed sites'.

As mentioned, a lapsed site was as a playing field more than five years ago. These fall outside of Sport England's statutory remit but still have to be assessed using the criteria in paragraph 97 of the National Planning Policy Framework and Sport England would nonetheless challenge a proposed loss of playing pitches/playing field which fails to meet such criteria.

Although the site is not lapsed, as it is currently still actively used for football, there was previously one senior rugby pitch at Highley Rugby Club (South East Analysis Area). The site used to be the home of Highley RFC until 2011 when a fire destroyed the ancillary facilities. Anecdotal evidence suggests the Club was unable to recover from the fire and shortly folded thereafter.

In addition, there are two lapsed junior rugby union pitches at Shrewsbury Colleges (Former Wakeman School Site). Based on satellite imagery the site was last formally used circa 2010.

Security of tenure

As seen in the table overleaf, eight clubs (73%) have secure tenure at their home venue through either freehold or long term lease. The remaining three clubs (Market Drayton RFC, Shifnal Saxons RFC and Church Stretton RFC) are considered to have unsecure tenure.

Market Drayton RFC currently rents Greenfields Sports Ground from the overarching Market Drayton Sports Association (MDSA) which in turn has a long term lease of the entire site from Market Drayton Town Council. The site has been identified in the Shropshire Local Plan Review/Market Drayton Neighbourhood Plan as a potential housing development although there is no definitive timeframe on when this would occur. Therefore, the site, and all relevant sports clubs, are considered to have unsecure tenure.

The remaining two clubs, Shifnal Saxons RFC and Church Stretton RFC are considered to have unsecure tenure as they annually rent provision from Idsall Sports Centre and Church Stretton School, respectively.

It should be noted that Bridgnorth RFC has freehold at Edgar Davies Ground and a long term lease for the provision at Severn Park from Bridgnorth Town Council. In comparison, it only has an annual rolling licence agreement from a private landowner to use Swancote Energy Park. Therefore, it is considered to have secure tenure at its two former sites and unsecure tenure at the latter site.

SHROPSHIRE COUNCIL PLAYING PITCH & OUTDOOR SPORTS STRATEGY

Table 5.4: Summary of security of tenure for rugby clubs in Shropshire

Analysis area	Place plan	Club	Site ID	Site name	Tenure
Central	Shrewsbury	Shrewsbury RFC	252	Shrewsbury Rugby Club	Freehold
North East	Market Drayton	Market Drayton RFC	123	Greenfields Sports Ground	Lease from Market Drayton Council
North East	Whitchurch	Whitchurch RFC	320	Whitchurch Rugby Football Club	Long term lease
North West	Oswestry	Oswestry RFC	210	Oswestry Rugby Club	Freehold
			322	Whittington Cricket & Bowling Club	Peppercorn rent
			371	The Showground	Peppercorn rent
South	Cleobury Mortimer	Cleobury Mortimer RFC	150	Lacon Childe School	Lease from The Shropshire Gateway Educational Trust until 2028
South	Ludlow	Clee Hill RFC	76	Clee Hill Rugby Club (Tenbury Road)	Freehold
South	Ludlow	Ludlow RFC	168	Ludlow Rugby Football Club	Freehold
South East	Bridgnorth	Bridgnorth RFC	109	Edgar Davies Ground	Freehold
			239	Severn Park	Long term lease from Bridgnorth Town Council
			358	Swancote Energy Park	Annual rolling licence agreement from private landowner
South East	Shifnal	Shifnal Saxons RFC	140	Idsall Sports Centre	Rent
South West	Bishop's Castle	Bishop Castle & Onny Valley RFC	32	Bishop Castle & Onny Valley Rugby Club	30 year lease from private ownership (Deakins Family)
South West	Church Stretton	Church Stretton RFC	71	Church Stretton School	Rent

SHROPSHIRE COUNCIL

PLAYING PITCH & OUTDOOR SPORTS STRATEGY

Future developments

Bridgnorth RFC reports aspiration to secure long term tenure at Swancote Energy Park. This site currently accommodates all its mini and youth demand. It states that if it lost access to the site it would struggle finding suitable alternative provision.

The Club is also open to discussions to relocate its entire demand to one site and suggests Swancote Energy Park is the ideal location. This being said this is more aspirational with the Club more imminent ambition to create a purpose built clubhouse at Edgar Davies Ground.

Comparably, Oswestry RFC, aspires to relocate all its demand onto one site. The Club currently uses three sites to meet its demand, these being Oswestry Rugby Club, Whittington Cricket & Bowling Club and The Showground. The former site is its home ground which it has outgrown resulting in it also using the other two sites. Through consultation it suggests it is open to the idea of completely relocating, however, the new site would need to have a suitable clubhouse and the required pitch stock to meet its current and future levels of demand.

Market Drayton RFC reports Greenfields Sports Ground has been identified in the Neighbourhood Local Plan for potential housing development. The site is leased from Market Drayton Town Council to the Market Drayton Sports Association which consists of Market Drayton Town FC, Market Drayton Tigers FC, Market Drayton RFC and Market Drayton TC. Each club has its own clubhouse and pitch provision to accommodate demand. For Market Drayton RFC this equates to one floodlit senior pitch, one floodlit junior pitch (which is used primarily for training demand) and its own clubhouse.

The proceeding Strategy & Action Plan document will identify the extent of mitigation required if the site where to be lost for housing.

Ludlow RFC aspires to create an additional senior pitch on an area of land known locally as Linney Park. The area in question is situated directly in front of its clubhouse and is presently accessed as a recreational football pitch. The Club has contacted Ludlow Town Council regarding obtaining a lease for the land with no response to date. If it manages to secure the land it will use it to relieve pressure off its two main pitches whilst still allowing it to be community accessible. In addition, it also aspires to formally floodlight its entire second pitch in order to better accommodate midweek training demand.

Pitch quality

The quality of rugby pitches across Shropshire have been assessed via a combination of site visits (using non-technical assessments as determined by RFU³⁸) and user consultation to reach and apply an agreed rating as follows:

- ◀ Good
- ◀ Standard
- ◀ Poor

The methodology for assessing rugby pitch quality looks at two key elements: the maintenance programme and the level of drainage on each pitch. An overall quality based on both drainage and maintenance can then be generated. The agreed rating for each pitch type also represents actions required to improve pitch quality. A breakdown of actions required based on the ratings can be seen below.

³⁸ See Appendix 3 for the non-technical assessment for rugby pitches

SHROPSHIRE COUNCIL PLAYING PITCH & OUTDOOR SPORTS STRATEGY

Table 5.5: Definition of maintenance categories

Category	Definition
M0	Action is significant improvements to maintenance programme
M1	Action is minor improvements to maintenance programme
M2	Action is no improvements to maintenance programme

Table 5.6: Definition of drainage categories

Category	Definition
D0	Action is pipe drainage system is needed on pitch
D1	Action is pipe drainage is needed on pitch
D2	Action is slit drainage is needed on pitch
D3	No action is needed on pitch drainage

Table 5.7: Quality ratings based on maintenance and drainage scores

		Maintenance		
		Poor (M0)	Adequate (M1)	Good (M2)
Drainage	Natural Inadequate (D0)	Poor	Poor	Standard
	Natural Adequate (D1)	Poor	Standard	Good
	Pipe Drained (D2)	Standard	Standard	Good
	Pipe and Slit Drained (D3)	Standard	Good	Good

The figures are based upon a pipe drained system at 5m centres that has been installed in the last eight years and a slit drained system at 1m centres that has been installed in the last five years.

Of the community available pitches in Shropshire, 26 are assessed as good quality, 15 as standard and 29 as poor. Although the pitches are available for community use at Ellesmere College, they have not been given a quality rating as KKP was unable to access the site to carry out a non-technical assessment.

Please see Table overleaf for the full breakdown.

SHROPSHIRE COUNCIL PLAYING PITCH & OUTDOOR SPORTS STRATEGY

Table 5.8: Summary of quality

Analysis area	Place plan	Site ID	Site name	Community use?	Number of pitches	Pitch type	Floodlit?	Non-technical assessment score	Quality rating
Central	Pontesbury & Minsterley	174	Mary Webb School and Science College	No	1	Senior	No	M0 / D1	Poor
Central	Shrewsbury	27	Belvidere School	No	1	Senior	No	M0 / D1	Poor
Central	Shrewsbury	91	Corbet School	No	1	Senior	No	M0 / D1	Poor
Central	Shrewsbury	91	Corbet School	No	1	Junior	No	M0 / D1	Poor
Central	Shrewsbury	158	London Road Sports Centre	Yes-unused	1	Senior	No	M0 / D1	Poor
Central	Shrewsbury	222	Prestfelde Preparatory School	Yes-unused	2	Junior	No	M1 / D1	Standard
Central	Shrewsbury	222	Prestfelde Preparatory School	Yes-unused	4	Mini	No	M1 / D1	Standard
Central	Shrewsbury	233	Roman Road Sports Centre (Meole Brace School)	Yes-unused	1	Senior	No	M0 / D1	Poor
Central	Shrewsbury	250	Shrewsbury High Prep School	No	2	Mini	No	M1 / D1	Standard
Central	Shrewsbury	252	Shrewsbury Rugby Club	Yes	3	Mini	No	M2 / D1	Good
Central	Shrewsbury	252	Shrewsbury Rugby Club	Yes	1	Senior	No	M2 / D1	Good
Central	Shrewsbury	252	Shrewsbury Rugby Club	Yes	2	Senior	Yes	M2 / D2	Good
Central	Shrewsbury	252	Shrewsbury Rugby Club	Yes	1	Senior	Yes	M2 / D1	Good
Central	Shrewsbury	253	Shrewsbury School	No	1	Senior	No	M2 / D2	Good
Central	Shrewsbury	295	The Priory School	Yes-unused	1	Senior	No	M0 / D1	Poor
North East	Market Drayton	123	Greenfields Sports Ground	Yes	1	Senior	Yes	M0 / D1	Poor
North East	Market Drayton	123	Greenfields Sports Ground	Yes	1	Junior	Yes	M0 / D1	Poor
North East	Market Drayton	287	The Grove School	Yes-unused	2	Senior	No	M0 / D1	Poor
North East	Wem	230	RAF Shawbury ³⁹	No	1	Senior	No	-	-
North East	Wem	301	Thomas Adams Sports Centre	Yes-unused	1	Senior	No	M0 / D1	Poor
North East	Whitchurch	320	Whitchurch Rugby Football Club	Yes	2	Mini	Yes	M2 / D1	Good
North East	Whitchurch	320	Whitchurch Rugby Football Club	Yes	1	Senior	Yes	M2 / D1	Good
North East	Whitchurch	320	Whitchurch Rugby Football Club	Yes	3	Senior	No	M2 / D1	Good
North East	Whitchurch	321	Whitchurch Sports & Leisure Centre	Yes-unused	2	Senior	No	M0 / D0	Poor

³⁹ Quality of this pitch was not obtained despite consultation attempts from KKP

SHROPSHIRE COUNCIL PLAYING PITCH & OUTDOOR SPORTS STRATEGY

Analysis area	Place plan	Site ID	Site name	Community use?	Number of pitches	Pitch type	Floodlit?	Non-technical assessment score	Quality rating
North West	Ellesmere	111	Ellesmere College ⁴⁰	Yes-unused	5	Senior	No	-	-
North West	Oswestry	169	Marches School	Yes-unused	2	Senior	No	M0 / D1	Poor
North West	Oswestry	210	Oswestry Rugby Club	Yes	1	Mini	Yes	M1 / D1	Standard
North West	Oswestry	210	Oswestry Rugby Club	Yes	1	Senior	No	M1 / D1	Standard
North West	Oswestry	210	Oswestry Rugby Club	Yes	1	Senior	Yes	M1 / D1	Standard
North West	Oswestry	211	Oswestry School	Yes-unused	1	Senior	No	M1 / D1	Standard
North West	Oswestry	211	Oswestry School	Yes-unused	1	Junior	No	M1 / D1	Standard
North West	Oswestry	215	Packwood Haugh School	No	4	Mini	No	M2 / D1	Good
North West	Oswestry	322	Whittington Cricket & Bowling Club	Yes	3	Mini	No	M0 / D1	Poor
North West	Oswestry	371	The Showground	Yes	2	Mini	No	M0 / D1	Poor
South	Cleobury Mortimer	150	Lacon Childe School	Yes	2	Senior	No	M0 / D1	Poor
South	Ludlow	76	Clee Hill Rugby Club (Tenbury Road)	Yes	1	Senior	No	M0 / D1	Poor
South	Ludlow	76	Clee Hill Rugby Club (Tenbury Road)	Yes	1	Senior	Yes	M0 / D1	Poor
South	Ludlow	164	Ludlow Church of England School	No	2	Senior	No	M0 / D1	Poor
South	Ludlow	168	Ludlow Rugby Football Club	Yes	1	Senior	No	M1 / D1	Standard
South	Ludlow	168	Ludlow Rugby Football Club	Yes	1	Senior	No	M1 / D0	Poor
South	Ludlow	186	Moor Park School	Yes-unused	3	Mini	No	M1 / D1	Standard
South East	Albrighton	229	RAF Cosford School of Physical Training	No	2	Senior	No	M0 / D1	Poor
South East	Bridgnorth	109	Edgar Davies Ground (Bridgnorth RFC)	Yes	1	Senior	No	M2 / D1	Good
South East	Bridgnorth	116	Friars Playing Fields (Unattached Playing Fields)	Yes-unused	1	Senior	No	M0 / D0	Poor
South East	Bridgnorth	206	Oldbury Wells School	Yes-unused	1	Senior	No	M0 / D0	Poor
South East	Bridgnorth	239	Severn Park	Yes	2	Senior	Yes	M2 / D1	Good
South East	Bridgnorth	358	Swancote Energy Park	Yes	6	Mini	No	M2 / D1	Good
South East	Bridgnorth	358	Swancote Energy Park	Yes	1	Junior	No	M2 / D1	Good
South East	Bridgnorth	358	Swancote Energy Park	Yes	2	Senior	No	M2 / D1	Good

⁴⁰ Quality of these pitches was not obtained despite consultation attempts from KKP

SHROPSHIRE COUNCIL PLAYING PITCH & OUTDOOR SPORTS STRATEGY

Analysis area	Place plan	Site ID	Site name	Community use?	Number of pitches	Pitch type	Floodlit?	Non-technical assessment score	Quality rating
South East	Shifnal	140	Idsall Sports Centre	Yes	1	Senior	No	M0 / D1	Poor
South East	Shifnal	153	Lilleshall National Sports & Conferencing Centre	Yes-unused	1	Senior	No	M2 / D1	Good
South West	Bishop's Castle	24	Bedstone College ⁴¹	No	1	Mini	No	-	-
South West	Bishop's Castle	24	Bedstone College	No	2	Senior	No	-	-
South West	Bishop's Castle	32	Bishop Castle & Onny Valley Rugby Club	Yes	1	Senior	Yes	M0 / D1	Poor
South West	Bishop's Castle	86	Community College Bishops Castle	Yes-unused	1	Senior	No	M0 / D1	Poor
South West	Church Stretton	71	Church Stretton School	Yes	1	Senior	No	M0 / D1	Poor
South West	Church Stretton	71	Church Stretton School	Yes	1	Senior	No	M0 / D0	Poor

⁴¹ Quality of these pitches was not obtained despite consultation attempts from KKP

SHROPSHIRE COUNCIL PLAYING PITCH & OUTDOOR SPORTS STRATEGY

Pitches at Shrewsbury Rugby Club, Whitchurch Rugby Football Club, Edgar Davies Ground, Severn Park and Swancote Energy Park are all assessed as good quality due to the high levels of sustained maintenance carried out by the respective clubs (Shrewsbury RFC, Whitchurch RFC and Bridgnorth RFC).

Although the pitches at these sites are good quality, each of the clubs indicate that ongoing maintenance to their pitches possess a problem. Each club reports the expenditure on relevant equipment and supplies to be the overlining issue in maintaining pitch quality.

In addition, Whitchurch RFC reports its site often suffers from issues with dog fouling. The site is generally accessible to the general public as it is not fenced off. It indicates it has looked at the potential of installing fencing to stop the issue, however, this is too expensive. It is open to discuss with Whitchurch Town Council and Shropshire Council how best to remedy the problem.

Similarly, Bridgnorth RFC indicates the same issue with the pitches at Severn Park, as they too are open to the public.

Comparatively, there is at least one poor quality pitch used by clubs at the following sites:

- ♦ Greenfields Sports Ground (Market Drayton RFC)
- ♦ Whittington Cricket & Bowling Club (Oswestry RFC)
- ♦ The Showground (Oswestry RFC)
- ♦ Lacon Childe School (Cleobury Mortimer RFC)
- ♦ Clee Hill Rugby Club (Clee Hill RFC)
- ♦ Ludlow Rugby Football Club (Ludlow RFC)
- ♦ Idsall Sports Centre (Shifnal Saxons RFC)
- ♦ Bishop Castle & Onny Valley Rugby Club (Bishop Castle & Onny Valley RFC)
- ♦ Church Stretton School (Church Stretton RFC)

At Ludlow Rugby Football Club, one senior pitch is assessed as poor quality (M1/D0). This is due to its proximity to the River Teme resulting it frequently being waterlogged.

In comparison, pitches at all the remaining sites which are poor quality is due to the limited amount of maintenance occurring. Most of these sites receive basic levels of maintenance, for example, grass cutting, line marking and occasional remedial work when required. There is no regular in depth maintenance regimes as the cost of carrying out the required work of verti draining, chain harrowing, sand dressing and top soiling is considered too costly.

It should be noted that Market Drayton RFC has actively reduced the amount of maintenance taking place on both pitches at Greenfields Sports Ground. This is due to the uncertainty of site relocation due to a potential housing development. The Club reports that until its future is known it will minimise expenditure where possible.

Clee Hill RFC has plans to level off and improve the drainage on its second senior pitch. It also indicates it requires equipment and resources to help maintain both pitches. It indicates no funding has been secured for either of these proposals.

Flooding

It should be noted that since club consultation and non-technical assessments took place in January 2020, there has been large scale flooding across several grass pitch sites in Shropshire.

SHROPSHIRE COUNCIL

PLAYING PITCH & OUTDOOR SPORTS STRATEGY

Regarding rugby union, three sites have been severely affected, these being:

- ◀ Edgar Davies Ground (Bridgnorth RFC)
- ◀ Severn Park (Bridgnorth RFC)
- ◀ Ludlow Rugby Football Club (Ludlow RFC)

For the purpose of this report the quality of these pitches has remained the same from the initial findings (club consultation and non-technical assessments). This is under the assumption that pitch quality will return once issues have been resolved. Therefore, assessing the pitches in the usual approach will give a true reflection on supply and demand in Shropshire.

The RFU, working with Sport England, has produced a set of information for clubs that have been affected by adverse weather in England⁴². Both Bridgnorth RFC and Ludlow RFC are actively working with the RFU regarding their individual sites and how best to remedy the issues.

Sport England also offers various funding options for clubs that have been affected by flooding such as the Community Asset Fund⁴³. These are typically separated into three criteria: small scale investment (£1,000 - £15,000), medium scale investment (£15,000 - £50,000) and large scale investment (£50,000 - £150,000). The Community Asset Fund was designed to help communities respond quickly to emergencies or unexpected events that stop people from being active.

Ancillary facilities

The quality of ancillary facilities at Ludlow Rugby Football Club, Shrewsbury Rugby Club and Whitchurch Rugby Football Club are good quality. Ludlow RFC has recently invested in the former site including creating an extension and reconfiguration of toilets and changing rooms.

Shrewsbury RFC reports its facilities to be good quality, however, it indicates certain provision needs modernising such as the upgrading of fixtures, fittings and furniture especially in its social area.

As discussed earlier, Bridgnorth RFC ideally aspires to have most of its demand on one site, such as Swancote Energy Park. However, this would require obtaining security of tenure on through a long term lease or purchase.

It does, however, understand that this may not be achievable and as such it is currently in dialogue with Bridgnorth Town Council to purchase an area of land next to its first team pitch (Edgar Davies Ground) in order to build a clubhouse. If it manages to purchase the land, it indicates it will apply for funding to the RFU/Sport England to complete the project having already started internal fund raising. The clubhouse would be able to service the teams using the Edgar Davis Ground and Severn Park.

Oswestry RFC accesses poor quality ancillary provision at its home venue. Its current clubhouse is a converted wooden frame building that has slowly deteriorated over time. It has met the clubs needs for several years but is now becoming too costly to sustain and, within the near future, will require substantial structural improvements.

⁴² <https://www.sportengland.org/how-we-can-help/facilities-and-planning/sustainability>

⁴³ <https://www.sportengland.org/how-we-can-help/our-funds/community-asset-fund>

SHROPSHIRE COUNCIL PLAYING PITCH & OUTDOOR SPORTS STRATEGY

As mentioned, the Club is open to discuss a potential relocation to a new site with a new clubhouse and enough pitches to meet all its demand. It is pragmatic in its approach, however, and understands a whole scale relocation may not be feasible. If this does not occur the Club reports it would need to investigate the feasibility of building a new clubhouse at Oswestry Rugby Club. It indicates any new provision would need to be built before its old clubhouse was demolished. Additionally, the location of any new clubhouse could be explored in order to potentially create more pitches.

Greenfields Sports Ground, the home of Market Drayton RFC, has been identified in the Neighbourhood Local Plan as a potential housing allocation, however, timescales for the project are unknown. The Club report that for as long as the location of its home is undecided, it will minimise expenditure on ancillary provision. If the relocation does not take place it indicates its clubhouse requires modernisation.

Cleobury Mortimer RFC reports the ancillary provision it accesses at Lacon Childe School to be standard quality. The only concern the Club has is regarding the poor flow of hot water to the changing room showers.

Ancillary provision at Clee Hill Rugby Club (Tenbury Road) is poor quality. The Club reports current provision is not suitable for the number of people using them. The quality of the showers is also unsuitable.

Bishop Castle & Onny Valley RFC does not access any changing accommodation at its home site. The Club indicates it aspires to develop such provision, however, does not identify any immediate plans to rectify this matter.

Shifnal Saxon RFC and Church Stretton RFC access changing rooms at Idsall Sports Centre and Church Stretton School. Each are considered a suitable quality for the level of demand using them.

5.3: Demand

Competitive play

There are 11 community rugby union clubs based in Shropshire providing a total of 93 teams. This is divided into six ad hoc senior Vets/Social teams, two senior women's, 21 senior men's, three junior girls', 23 junior boys' and 38 mini teams.

The three dedicated junior girls' teams are from Shrewsbury RFC whereas there is one women's team each at Bridgnorth RFC and Clee Hill RFC. However, one of the vets/social teams from Oswestry RFC is a social women's team.

Table 5.9: Summary of club demand

Analysis area	Place plan	Club	No. of rugby union teams			
			Vets / Social	Senior (19+)	Junior (13-18)	Mini (6-12)
Central	Shrewsbury	Shrewsbury RFC	1	3	9	6
North East	Market Drayton	Market Drayton RFC	-	1	-	4
North East	Whitchurch	Whitchurch RFC	1	3	5	6
North West	Oswestry	Oswestry RFC	2	2	7	6
South	Cleobury Mortimer	Cleobury Mortimer RFC	-	2	-	-

SHROPSHIRE COUNCIL PLAYING PITCH & OUTDOOR SPORTS STRATEGY

Analysis area	Place plan	Club	No. of rugby union teams			
			Vets / Social	Senior (19+)	Junior (13-18)	Mini (6-12)
South	Ludlow	Clee Hill RFC	1	2	-	5
South	Ludlow	Ludlow RFC	1	2	-	4
South East	Bridgnorth	Bridgnorth RFC	-	5	5	6
South East	Shifnal	Shifnal Saxons RFC	-	-		1
South West	Bishop's Castle	Bishop Castle & Onny Valley RFC	-	2	-	-
South West	Church Stretton	Church Stretton RFC	-	1	-	-
Total			6	23	26	38

It should be noted that the senior vets/social teams at Shrewsbury RFC, Whitchurch RFC, Ludlow RFC, Oswestry RFC, Clee Hill RFC and Ludlow RFC only play occasional fixtures and therefore will not be included in the overall supply and demand analysis later in the section.

Furthermore, the demand from Shifnal Saxons RFC has been accounted for as one mini team even though this is actually training sessions on Sunday mornings for the ages 8 to 11 years. This is to coincide with all remaining mini demand across Shropshire to ensure it is captured in order to accurately project future growth from Team Generation Rates.

Touch Rugby

Touch (also known as Touch Football or Touch Rugby) is a variant of rugby organised and administered globally by the Federation of International Touch. Touch is essentially a variation of rugby league with the tackling of opposing players replaced by a touch. Touch is therefore not a contact sport but a limited-contact sport.

Touch is able to be played on natural turf and 3G pitches, with the field of play measuring 70 metres in length from score line to score line (excluding touchdown areas of an additional 5 metres at each end) and 50 metres in width excluding the interchange areas. On field teams are made up of six players each, with up to eight substitutes permitted per team. Touch allows for mixed sex participation at all levels and offers mixed, men's or women's playing formats, with on field male/female ratios applicable to teams in mixed competition. Matches are generally made up of two twenty minute halves.

England Touch (ETA) is the governing body for Touch in England. Its role is to promote, encourage, foster, develop and grow the sport of Touch in England, under the Federation of International Touch rules and guidelines. England Touch a non-profit organisation primarily funded by membership fees, led by a volunteer-run Executive Committee selected by members. Though ETA stands as an independent governing body, it affiliates to the RFU and in some areas assists in the delivery of the RFU O2 Touch Programme.

In addition to the demand listed above Ludlow RFC, Shrewsbury RFC and Bridgnorth RFC also field Touch teams. As mentioned as this is a non contact sport this demand will not be examined as part of the overall supply and demand analysis.

SHROPSHIRE COUNCIL PLAYING PITCH & OUTDOOR SPORTS STRATEGY

Training

Throughout the Country, many rugby teams train at their home ground on match pitches. As a result, usage is concentrated which reduces the capacity for match play on these pitches and means they are more likely to be overplayed. A key factor in determining the extent of training on match pitches is the presence of floodlighting. The table overleaf summarises the training demand for all community rugby clubs across Shropshire.

As mentioned earlier, the demand from Shifnal Saxons RFC has been accounted for as one mini team equivalent even though this is in the form of a training session on Sunday mornings for the ages 8 to 11 years. This is to coincide with all remaining mini demand across Shropshire and to ensure it is captured in order to accurately project future growth from team generation rates.

Table 5.10: Summary of training demand

Club	Site Id	Site name	Floodlit training provision	Hours (MES) ⁴⁴
Shrewsbury RFC	252	Shrewsbury Rugby Club	Floodlit training pitch and floodlit pitch	8 (6)
Market Drayton RFC	123	Greenfields Sports Ground	Floodlit training pitch	4 (3)
Whitchurch RFC	320	Whitchurch Rugby Football Club	Floodlit training pitches	6 (4.5)
Oswestry RFC	210	Oswestry Rugby Club	Floodlit pitch and floodlit training area	6 (4.5)
Cleobury Mortimer RFC	282	Cleobury	Floodlit small size 3G	2 (1.5)
Clee Hill RFC	76	Clee Hill Rugby Club (Tenbury Road)	Floodlit pitch	2 (1.5)
Ludlow RFC	168	Ludlow Rugby Football Club	Floodlit training area	2 (1.5)
Bridgnorth RFC	239	Severn Park	Floodlit pitches	8 (6)
Bishop Castle & Onny Valley RFC	32	Bishop Castle & Onny Valley Rugby Club	Floodlit pitch	1 (1)
Church Stretton RFC	71	Church Stretton School	Floodlit training area	1 (1)

It should be noted that the floodlit training area at Ludlow Rugby Football Club encroaches on one of the pitches. As a result, the pitch receives a small amount of training demand during the week. The floodlights used for this area are not suitable for training and not considered to meet RFU guidelines.

This will be pulled through to the capacity analysis later in this section. It should be noted that the Club is in dialogue with the RFU regarding the installation of floodlights on its second pitch.

Although suitable for training, Whitchurch RFC has ambition to enhance the floodlights on its first team pitch to match standards, so it can play evening competitive fixtures.

⁴⁴ Match equivalent session (MES)

Use of artificial pitches

Nationally, clubs identify the use of 3G pitches for training as a method of protecting the match pitches and providing a high quality surface for full contact practice. Competitive play continues to take place on grass pitches for the most part, with ad hoc use of 3G pitches for fixtures in the case of unsuitable pitches due to waterlogging or frost. Further detail on use of 3G pitches can be found in Part 3: Third Generation Turf (3G) Artificial Grass Pitches (AGPS).

In December 2015, the RFU announced plans to increase the supply of available World Rugby certified pitches across the country as part of its investment strategy. This is to be made up of 60 pitches on rugby club sites, with a further 40 pitches on other community based sites with usage agreements securing capacity for use by local rugby clubs and groups. The RFU believes increased investment into 3G pitches will allow it to sustain and grow participation in the game given increasing pressure on grass pitches, changing player expectations, competition from other sports investing in artificial pitches and changing weather conditions.

However, as mentioned in Part 3: Third Generation Turf (3G) Artificial Grass Pitches (AGPS), the RFU's investment into 3G pitches is currently on hiatus whilst projects are being assessed.

Walking rugby

Walking rugby is a slower game of touch rugby that is accessible for disability groups and older participants, generally aged 55 years and above. The game is less physical than traditional rugby, but the general aim remains the same, with passing and scoring laws applying; and tackling involves a two-handed touch to the waist or below. Sessions for over 55's are an opportunity for participants to become physically active and for others to re-engage with rugby at a less strenuous pace.

At present there are no formal walking rugby sessions taking place in the Study Area with the nearest session at Telford Hornets RFC in the neighbouring authority of Telford & Wrekin.

Exported demand

Displaced or exported demand refers to Shropshire based teams that are currently accessing pitches outside of the local authority for their home fixtures, normally because their pitch requirements cannot be met, which is usually because of pitch supply, in some cases quality issues or stipulated league requirements for access to certain facilities. There is no known exported demand outside of the Authority.

Imported demand

Imported demand refers to any demand from neighbouring local authorities that accesses facilities within the Shropshire study area due to a lack of available facilities in other local authorities where such team or club is based. There is no known imported demand into the Authority.

Future demand

Future demand can be defined in two ways, through participation increases and using population forecasts.

SHROPSHIRE COUNCIL PLAYING PITCH & OUTDOOR SPORTS STRATEGY

Participation increases

Overall, seven clubs in Shropshire report future aspirations to create a total of 18 teams which equates to 8.25 match equivalent sessions on senior pitches.

Table 5.11: Summary of club aspirational future demand

Analysis area	Place plan	Club	Future team aspirations	Future aspirations in match equivalent sessions (MES) on a senior pitch ⁴⁵
Central	Shrewsbury	Shrewsbury RFC	1 x senior women	0.5
North East	Market Drayton	Market Drayton RFC	1 x Senior men	0.5
North East	Whitchurch	Whitchurch RFC	1 x senior women	0.5
North West	Oswestry	Oswestry RFC	1 x senior men	0.5
			1 x senior women	0.5
			1 x junior boys colts	0.5
South	Ludlow	Clee Hill RFC	3 x mini	0.75
			2 x junior girls	1
			2 x junior boys	1
			1 x junior boys colts	0.5
			1 x junior girls colts	0.5
South	Ludlow	Ludlow RFC	1 x junior boys colts	0.5
South East	Bridgnorth	Bridgnorth RFC	2 x junior girls	1
Total				8.25

Clee Hill RFC is the most ambitious of the seven clubs with aspirations to increase by six junior and three mini teams. This is part of its eight year plan on growing from the younger age groups whilst retaining current levels of demand. It plans to accomplish this through advertising, social media and coaching sessions in local schools.

Of the seven clubs that have ambitions to increase participation, five (71%) specifically state aspirations to directly expand their women and girls' offering by at least one team.

Population increases

Team generation rates are used below as the basis for calculating the number of teams likely to be generated in the future based on population growth (2038).

⁴⁵ Anticipated future junior demand is represented as 0.5 MES on a senior pitch whereas anticipated mini future demand is represented as 0.25 MES on a senior pitch.

SHROPSHIRE COUNCIL PLAYING PITCH & OUTDOOR SPORTS STRATEGY

Table 5.12: Team generation rates (2038)

Age group	Current population within age group	Current no. of teams	Team Generation Rate	Future population within age group (2038)	Predicted future number of teams	Additional teams that may be generated from the increased population
Senior Men's (19-45)	46,863	26	1:1,802	44,724	24.8	0
Senior Women's (19-45)	43,991	3	1:14,664	41,310	2.8	0
Junior Boys (13-18)	10,600	23	1:461	10,947	23.8	0
Junior Girls (13-18)	10,518	3	1:3,506	10,247	2.9	0
Mini rugby mixed (7-12)	20,502	38	1:540	18,981	35.2	0

Please note that due to declining population in Shropshire, team generation rates automatically predict that none will be created in the future as it takes current participation as a baseline.

It is important to acknowledge that whilst team generation rates project team growth as a factor of population and existing teams, there are plans and strategies to increase the number of teams at some formats beyond what current trends suggest, due to a desire to change such trends. For example, consultation with the RFU suggests that the development of female rugby in Shropshire is likely as it is currently a focus area for the NGB. This will be quantified through future demand in the supply and demand analysis of one women's team and one girls' team.

Future demand for women's and girls' is encapsulated by participation increases reported by Shrewsbury RFC, Whitchurch RFC, Oswestry RFC, Clee Hill RFC and Bridgnorth RFC, as detailed in Table 5.10.

Latent demand

Latent demand refers to potential demand; individuals who would like to participate within the sport but do not do so. This can be for a variety of reasons including a lack pitches or appropriate facilities.

Bridgnorth RFC suggests it would be able to increase membership, especially women's and girls', if it manages to establish a clubhouse at the Edgar Davis Ground, albeit it does not quantify this with a specific number of teams.

The peak period

In order to fully establish actual spare capacity, the peak period needs to be established for all types of rugby. For senior teams, it is Saturday PM as all senior men's teams play at this time. Peak time for mini and junior rugby is Sunday AM.

5.4: Capacity analysis

The capacity for pitches to regularly accommodate competitive play, training and other activity over a season is most often determined by quality. As a minimum, the quality and therefore the capacity of a pitch affects the playing experience and people's enjoyment of playing rugby. In extreme circumstances, it can result in the inability of a pitch to cater for all or certain types of play during peak and off-peak times.

SHROPSHIRE COUNCIL PLAYING PITCH & OUTDOOR SPORTS STRATEGY

To enable an accurate supply and demand assessment of rugby pitches, the following assumptions are applied to site by site analysis:

- ✦ All sites that are used for competitive rugby matches (regardless of whether this is secured community use) are included on the supply side.
- ✦ Use of school pitches by schools reduces potential capacity by one match equivalent session.
- ✦ All competitive play is on senior sized pitches (except for where mini pitches are provided).
- ✦ From U13 upwards, teams play 15 v15 and use a full pitch.
- ✦ Mini teams (U6-U12) play on half of a senior pitch i.e. two teams per senior pitch or a dedicated mini pitch.
- ✦ For senior and youth teams the current level of play per week is set at 0.5 for each match played based on all teams operating on a traditional home and away basis (assumes half of matches will be played away).
- ✦ For mini teams playing on a senior pitch, play per week is set at 0.25 for each match played based on all teams operating on a traditional home and away basis and playing across half of one senior pitch.
- ✦ Senior men's rugby generally takes place on Saturday afternoons.
- ✦ Senior women's rugby generally takes place on Sunday afternoons.
- ✦ Junior rugby generally takes place on Sunday mornings.
- ✦ Mini rugby generally takes place on Sunday mornings.
- ✦ Training that takes place on club pitches is reflected by the addition of match equivalent sessions to current usage levels.

As a guide, the RFU has set a standard number of matches that each pitch should be able to accommodate, set out below.

Table 5.13: Pitch capacity (matches per week) based on quality assessments

		Maintenance		
		Poor (M0)	Adequate (M1)	Good (M2)
Drainage	Natural Inadequate (D0)	0.5	1.5	2
	Natural Adequate or Pipe Drained (D1)	1.5	2	3
	Pipe Drained (D2)	1.75	2.5	3.25
	Pipe and Slit Drained (D3)	2	3	3.5

Capacity is based upon a basic assessment of the drainage system and maintenance programme ascertained through a combination of the quality assessment and consultation. This guide, however, is only a very general measure of potential pitch capacity. It does not account for specific circumstances at time of use and it assumes average rainfall and an appropriate end of season rest and renovation programme.

Education sites

To account for curricular/extra-curricular use of education pitches it is likely that the carrying capacity at such sites will need to be adjusted. The only time this would not happen is when a school does not use its pitches at all and the sole use is community use. The adjustment is typically dependent on the amount of play carried out.

In some cases, where there is no identified community use, there is little capacity to accommodate further play. Internal usage often exceeds recommended pitch capacity, which is further exacerbated by basic maintenance regimes that may not extend beyond grass cutting and line marking.

Table 5.13 shows community usage of available pitches. Where not overplayed as a result of community use, school sites are considered to have no spare capacity through unsecure tenure, unless it is known a community use agreement is in situ.

For school sites which are available for community use but that currently do not have any external hirers. one match equivalent session per week, per pitch has been accredited to indicate use for curricular and extracurricular activity as opposed to them being completely unused.

SHROPSHIRE COUNCIL

PLAYING PITCH & OUTDOOR SPORTS STRATEGY

Table 5.14: Capacity table for rugby pitches in Shropshire

Analysis area	Place plan	Site ID	Site name	Community use?	Number of pitches	Pitch type	Floodlit?	Non-technical assessment score	Quality rating	Pitch Capacity (sessions per week)	Competitive demand (per week) ⁴⁶	Training sessions (per week) ⁴⁷	Capacity rating	Comments
Central	Pontesbury & Minsterley	174	Mary Webb School and Science College	No	1	Senior	No	M0 / D1	Poor	1.5	1	-	0.5	One poor quality senior pitch that has potential spare capacity.
Central	Shrewsbury	27	Belvidere School	No	1	Senior	No	M0 / D1	Poor	1.5	1	-	0.5	One poor quality senior pitch that has potential spare capacity.
Central	Shrewsbury	91	Corbet School	No	1	Senior	No	M0 / D1	Poor	1.5	1	-	0.5	One poor quality senior pitch that has potential spare capacity.
Central	Shrewsbury	91	Corbet School	No	1	Junior	No	M0 / D1	Poor	1.5	1	-	0.5	One poor quality junior pitch that has potential spare capacity.
Central	Shrewsbury	158	London Road Sports Centre	Yes-unused	1	Senior	No	M0 / D1	Poor	1.5	1	-	0.5	One poor quality senior pitch that has potential spare capacity.
Central	Shrewsbury	222	Prestfelde Preparatory School	Yes-unused	2	Junior	No	M1 / D1	Standard	4	2	-	2	Two standard quality junior pitches that have potential spare capacity.
Central	Shrewsbury	222	Prestfelde Preparatory School	Yes-unused	4	Mini	No	M1 / D1	Standard	8	4	-	4	Four standard quality mini pitches that have potential spare capacity.
Central	Shrewsbury	233	Roman Road Sports Centre (Meole Brace School)	Yes-unused	1	Senior	No	M0 / D1	Poor	1.5	1	-	0.5	One poor quality senior pitch that has potential spare capacity.
Central	Shrewsbury	250	Shrewsbury High Prep School	No	2	Mini	No	M1 / D1	Standard	4	2	-	2	Two standard quality mini pitches that have potential spare capacity.
Central	Shrewsbury	252	Shrewsbury Rugby Club	Yes	3	Mini	No	M2 / D1	Good	9	3	-	6	Three good quality pitches that have potential spare capacity
Central	Shrewsbury	252	Shrewsbury Rugby Club	Yes	1	Senior	No	M2 / D1	Good	3	1	-	2	One good quality senior pitch that has potential spare capacity
Central	Shrewsbury	252	Shrewsbury Rugby Club	Yes	1	Senior	Yes	M2 / D2	Good	3.25	1	-	2.25	One good quality senior pitch that has potential spare capacity
Central	Shrewsbury	252	Shrewsbury Rugby Club	Yes	1	Senior	Yes	M2 / D2	Good	3.25	3.5	3	3.75	One good quality senior pitch that is overplayed by 3.75 match equivalent sessions.
Central	Shrewsbury	252	Shrewsbury Rugby Club	Yes	1	Senior	Yes	M2 / D1	Good	3	3.5	3	3.5	One good quality senior pitch that is overplayed by 3.5 match equivalent sessions.
Central	Shrewsbury	253	Shrewsbury School	No	1	Senior	No	M2 / D2	Good	3.25	1	-	2.25	One good quality senior pitch that has potential spare capacity.
Central	Shrewsbury	295	The Priory School	Yes-unused	1	Senior	No	M0 / D1	Poor	1.5	1	-	0.5	One poor quality senior pitch that has potential spare capacity.
North East	Market Drayton	78	Clive Barracks	No	1	Senior	No	M1/D1	Standard	2	-	-	2	One standard quality senior pitch that has potential spare capacity.
North East	Market Drayton	123	Greenfields Sports Ground	Yes	1	Senior	Yes	M0 / D1	Poor	1.5	1.5	-		One poor quality senior pitch that is played to capacity
North East	Market Drayton	123	Greenfields Sports Ground	Yes	1	Junior	Yes	M0 / D1	Poor	1.5	-	3	2.5 ⁴⁸	One poor quality junior pitch that is overplayed by 2.5 match equivalent sessions.
North East	Market Drayton	287	The Grove School	Yes-unused	2	Senior	No	M0 / D1	Poor	3	2	-	1	Two poor quality senior pitches that have potential spare capacity
North East	Wem	230	RAF Shawbury ⁴⁹	No	1	Senior	No	-	-	-	-	-		One senior pitch that is not available for community use. Quality rating could not be obtained through consultation.
North East	Wem	301	Thomas Adams Sports Centre / The Thomas Adams School	Yes-unused	1	Senior	No	M0 / D1	Poor	1.5	1	-	1	One poor quality senior pitch that has potential spare capacity.

⁴⁶ Match equivalent sessions

⁴⁷ Match equivalent sessions

⁴⁸ An additional one match equivalent session has been added as the pitch is also used for football training throughout the week.

⁴⁹ Quality of this pitch was not obtained despite consultation attempts from KKP

SHROPSHIRE COUNCIL

PLAYING PITCH & OUTDOOR SPORTS STRATEGY

Analysis area	Place plan	Site ID	Site name	Community use?	Number of pitches	Pitch type	Floodlit?	Non-technical assessment score	Quality rating	Pitch Capacity (sessions per week)	Competitive demand (per week) ⁴⁶	Training sessions (per week) ⁴⁷	Capacity rating	Comments
North East	Whitchurch	320	Whitchurch Rugby Football Club	Yes	2	Mini	Yes	M2 / D1	Good	6	3	3		Two good quality mini pitches that are played to capacity.
North East	Whitchurch	320	Whitchurch Rugby Football Club	Yes	1	Senior	Yes	M2 / D1	Good	3	-	3		One good quality senior pitch that is played to capacity through training demand.
North East	Whitchurch	320	Whitchurch Rugby Football Club	Yes	1	Senior	No	M2 / D1	Good	3	1.5	-	1.5	One good quality senior pitch that has potential spare capacity.
North East	Whitchurch	320	Whitchurch Rugby Football Club	Yes	1	Senior	No	M2 / D1	Good	3	1.5	-	1.5	One good quality senior pitch that has potential spare capacity.
North East	Whitchurch	320	Whitchurch Rugby Football Club	Yes	1	Senior	No	M2 / D1	Good	3	1	-	2	One good quality senior pitch that has potential spare capacity.
North East	Whitchurch	321	Whitchurch Sports & Leisure Centre / Sir John Talbot School	Yes-unused	2	Senior	No	M0 / D0	Poor	1	2	-	1	Two poor quality mini pitches that have potential spare capacity.
North West	Ellesmere	111	Ellesmere College ⁵⁰	Yes-unused	5	Senior	No	-	-	-	-	-		Five senior pitches. Quality rating could not be obtained through consultation.
North West	Oswestry	169	Marches School	Yes-unused	2	Senior	No	M0 / D1	Poor	3	2	-	1	Two poor quality senior pitches that have potential spare capacity.
North West	Oswestry	210	Oswestry Rugby Club	Yes	1	Mini	Yes	M1 / D1	Standard	2	1	-	1	One standard quality mini pitch that has potential spare capacity.
North West	Oswestry	210	Oswestry Rugby Club	Yes	1	Senior	No	M1 / D1	Standard	2	1.5	-	0.5	One standard quality senior pitch that has potential spare capacity.
North West	Oswestry	210	Oswestry Rugby Club	Yes	1	Senior	Yes	M1 / D1	Standard	2	2	4.5	4.5	One standard quality senior pitch that is overplayed by 4.5 match equivalent sessions.
North West	Oswestry	211	Oswestry School	Yes-unused	1	Senior	No	M1 / D1	Standard	2	1	-	1	One standard quality senior pitch that has potential spare capacity.
North West	Oswestry	211	Oswestry School	Yes-unused	1	Junior	No	M1 / D1	Standard	2	1	-	1	One standard quality junior pitch that has potential spare capacity.
North West	Oswestry	215	Packwood Haugh School	No	4	Mini	No	M2 / D1	Good	12	4	-	9	Four good quality mini pitches that have potential spare capacity.
North West	Oswestry	322	Whittington Cricket & Bowling Club	Yes	3	Mini	No	M0 / D1	Poor	4.5	1.5	-	3	Three poor quality mini pitches that have potential spare capacity.
North West	Oswestry	371	The Showground	Yes	2	Mini	No	M0 / D1	Poor	3	1	-	2	two poor quality mini pitches that have potential spare capacity.
South	Cleobury Mortimer	150	Lacon Childe School	Yes	2	Senior	No	M0 / D1	Poor	3	2	-	1	Two poor quality senior pitches that have potential spare capacity.
South	Ludlow	76	Clee Hill Rugby Club (Tenbury Road)	Yes	1	Senior	No	M0 / D1	Poor	1.5	1.5	-		One poor quality senior pitch that is played to capacity.
South	Ludlow	76	Clee Hill Rugby Club (Tenbury Road)	Yes	1	Senior	Yes	M0 / D1	Poor	1.5	1.25	1.5	1.25	One poor quality senior pitch that is overplayed by 1.25 match equivalent sessions.
South	Ludlow	164	Ludlow Church of England School	No	2	Senior	No	M0 / D1	Poor	3	2	-	1	Two poor quality senior pitches that have potential spare capacity.
South	Ludlow	168	Ludlow Rugby Football Club	Yes	1	Senior	No	M1 / D1	Standard	2	1.5	-	0.5	One standard quality senior pitch that has potential spare capacity.
South	Ludlow	168	Ludlow Rugby Football Club	Yes	1	Senior	No	M1 / D0	Poor	1.5	1	0.5		One poor quality senior pitch that is played to capacity.
South	Ludlow	186	Moor Park School	Yes-unused	3	Mini	No	M1 / D1	Standard	6	3	-	3	Three standard quality mini pitches that have potential spare capacity.
South East	Albrighton	229	RAF Cosford School of Physical Training	No	2	Senior	No	M0 / D1	Poor	3	3	-		Two poor quality senior pitches that are played to capacity through MOD usage.
South East	Bridgnorth	109	Edgar Davies Ground (Bridgnorth RFC)	Yes	1	Senior	No	M2 / D1	Good	3	1	-	2	One good quality senior pitch that has potential spare capacity.

⁵⁰ Quality of these pitches was not obtained despite consultation attempts from KKP

SHROPSHIRE COUNCIL PLAYING PITCH & OUTDOOR SPORTS STRATEGY

Analysis area	Place plan	Site ID	Site name	Community use?	Number of pitches	Pitch type	Floodlit?	Non-technical assessment score	Quality rating	Pitch Capacity (sessions per week)	Competitive demand (per week) ⁴⁶	Training sessions (per week) ⁴⁷	Capacity rating	Comments
South East	Bridgnorth	116	Friars Playing Fields (Unattached Playing Fields)	Yes-unused	1	Senior	No	M0 / D0	Poor	0.5	0.5	-		One poor quality senior that is played to capacity.
South East	Bridgnorth	206	Oldbury Wells School	Yes-unused	1	Senior	No	M0 / D0	Poor	0.5	0.5	-		One poor quality senior that is played to capacity.
South East	Bridgnorth	239	Severn Park	Yes	2	Senior	Yes	M2 / D1	Good	6	2	6	2	Two good quality senior pitches that are overplayed by two match equivalent sessions.
South East	Bridgnorth	358	Swancote Energy Park	Yes	6	Mini	No	M2 / D1	Good	18	3	-	15	Six good quality mini pitches that have potential spare capacity.
South East	Bridgnorth	358	Swancote Energy Park	Yes	1	Junior	No	M2 / D1	Good	3	0.5	-	2.5	One good quality junior pitch that has potential spare capacity.
South East	Bridgnorth	358	Swancote Energy Park	Yes	2	Senior	No	M2 / D1	Good	6	1.5	-	4.5	Two good quality senior pitches that have potential spare capacity.
South East	Shifnal	140	Idsall Sports Centre	Yes	1	Senior	No	M0 / D1	Poor	1.5	0.25	-	1.25	One poor quality senior pitch that has potential spare capacity.
South East	Shifnal	153	Lilleshall National Sports & Conferencing Centre	Yes-unused	1	Senior	No	M2 / D1	Good	3	3	-		One good quality senior that is played to capacity through elite usage.
South West	Bishop's Castle	24	Bedstone College ⁵¹	No	1	Mini	No	-	-	-	-	-		One mini pitch. Quality rating could not be obtained through consultation.
South West	Bishop's Castle	24	Bedstone College	No	2	Senior	No	-	-	-	-	-		Two senior pitches. Quality rating could not be obtained through consultation.
South West	Bishop's Castle	32	Bishop Castle & Onny Valley Rugby Club	Yes	1	Senior	Yes	M0 / D1	Poor	1.5	1	1	0.5	One poor quality senior pitch that is overplayed by 0.5 match equivalent sessions.
South West	Bishop's Castle	86	Community College Bishops Castle	Yes-unused	1	Senior	No	M0 / D1	Poor	1.5	1	-	0.5	One poor quality senior pitch that has potential spare capacity.
South West	Church Stretton	71	Church Stretton School	Yes	1	Senior	No	M0 / D1	Poor	1.5	0.5		1	One poor quality senior pitch that has potential spare capacity.
South West	Church Stretton	71	Church Stretton School	Yes	1	Senior	No	M0 / D0	Poor	0.5	0.5			One poor quality senior pitch that is played to capacity.

Spare capacity

The next step is to ascertain whether or not any identified 'potential capacity' can be deemed 'actual capacity'. There may be situations where, although a site is highlighted as potentially able to accommodate some additional play, this should not be recorded as spare capacity against the site. For example, a site may be managed to regularly operate slightly below full capacity to ensure that it can cater for a number of regular friendly matches and activities that take place but are difficult to quantify on a weekly basis.

Table 5.15: Summary of actual spare capacity

Analysis area	Place plan	Site ID	Site name	Community use?	Number of pitches	Pitch type	Floodlit?	Non-technical assessment score	Quality rating	Capacity rating	Actual spare capacity	Comments
Central	Pontesbury & Minsterley	174	Mary Webb School and Science College	No	1	Senior	No	M0 / D1	Poor	0.5	-	No actual spare capacity as pitch is not available for community use.
Central	Shrewsbury	27	Belvidere School	No	1	Senior	No	M0 / D1	Poor	0.5	-	No actual spare capacity as pitch is not available for community use.
Central	Shrewsbury	91	Corbet School	No	1	Senior	No	M0 / D1	Poor	0.5	-	No actual spare capacity as pitch is not available for community use.
Central	Shrewsbury	91	Corbet School	No	1	Junior	No	M0 / D1	Poor	0.5	-	No actual spare capacity as pitch is not available for community use.
Central	Shrewsbury	158	London Road Sports Centre	Yes-unused	1	Senior	No	M0 / D1	Poor	0.5	-	Actual spare capacity discounted due to poor pitch quality.
Central	Shrewsbury	222	Prestfelde Preparatory School	Yes-unused	2	Junior	No	M1 / D1	Standard	2	-	Actual spare capacity discounted due to unsecure tenure.
Central	Shrewsbury	222	Prestfelde Preparatory School	Yes-unused	4	Mini	No	M1 / D1	Standard	4	-	Actual spare capacity discounted due to unsecure tenure.
Central	Shrewsbury	233	Roman Road Sports Centre (Meole Brace School)	Yes-unused	1	Senior	No	M0 / D1	Poor	0.5	-	Actual spare capacity discounted due to poor pitch quality.

⁵¹ Quality of these pitches was not obtained despite consultation attempts from KKP

SHROPSHIRE COUNCIL

PLAYING PITCH & OUTDOOR SPORTS STRATEGY

Analysis area	Place plan	Site ID	Site name	Community use?	Number of pitches	Pitch type	Floodlit?	Non-technical assessment score	Quality rating	Capacity rating	Actual spare capacity	Comments
Central	Shrewsbury	250	Shrewsbury High Prep School	No	2	Mini	No	M1 / D1	Standard	2	-	No actual spare capacity as pitches are not available for community use.
Central	Shrewsbury	252	Shrewsbury Rugby Club	Yes	3	Mini	No	M2 / D1	Good	6	-	No actual spare capacity at peak time.
Central	Shrewsbury	252	Shrewsbury Rugby Club	Yes	1	Senior	No	M2 / D1	Good	2	1	Actual spare capacity of one match equivalent session.
Central	Shrewsbury	252	Shrewsbury Rugby Club	Yes	1	Senior	Yes	M2 / D2	Good	2.25	1	Actual spare capacity of one match equivalent session.
Central	Shrewsbury	253	Shrewsbury School	No	1	Senior	No	M2 / D2	Good	2.25	-	No actual spare capacity as pitch is not available for community use.
Central	Shrewsbury	295	The Priory School	Yes-unused	1	Senior	No	M0 / D1	Poor	0.5	-	Actual spare capacity discounted due to poor pitch quality and unsecure tenure.
North East	Market Drayton	78	Clive Barracks	No	1	Senior	No	M1/D1	Standard	2	-	No actual spare capacity as pitch is available for community use.
North East	Market Drayton	287	The Grove School	Yes-unused	2	Senior	No	M0 / D1	Poor	1	-	Actual spare capacity discounted due to poor pitch quality and unsecure tenure.
North East	Wem	301	Thomas Adams Sports Centre / The Thomas Adams School	Yes-unused	1	Senior	No	M0 / D1	Poor	1	-	Actual spare capacity discounted due to poor pitch quality.
North East	Whitchurch	320	Whitchurch Rugby Football Club	Yes	1	Senior	No	M2 / D1	Good	1.5	0.5	Actual spare capacity of 0.5 match equivalent sessions.
North East	Whitchurch	320	Whitchurch Rugby Football Club	Yes	1	Senior	No	M2 / D1	Good	1.5	1	Actual spare capacity of one match equivalent sessions.
North East	Whitchurch	320	Whitchurch Rugby Football Club	Yes	1	Senior	No	M2 / D1	Good	2	1	Actual spare capacity of one match equivalent sessions.
North East	Whitchurch	321	Whitchurch Sports & Leisure Centre / Sir John Talbot School	Yes-unused	2	Senior	No	M0 / D0	Poor	1	-	Actual spare capacity discounted due to poor pitch quality.
North West	Oswestry	169	Marches School	Yes-unused	2	Senior	No	M0 / D1	Poor	1	-	Actual spare capacity discounted due to poor pitch quality.
North West	Oswestry	210	Oswestry Rugby Club	Yes	1	Mini	Yes	M1 / D1	Standard	1	-	No actual spare capacity at peak time.
North West	Oswestry	210	Oswestry Rugby Club	Yes	1	Senior	No	M1 / D1	Standard	0.5	-	Marginal spare capacity discounted to ensure pitch quality.
North West	Oswestry	211	Oswestry School	Yes-unused	1	Senior	No	M1 / D1	Standard	1	-	Actual spare capacity discounted due to unsecure tenure.
North West	Oswestry	211	Oswestry School	Yes-unused	1	Junior	No	M1 / D1	Standard	1	-	Actual spare capacity discounted due to unsecure tenure.
North West	Oswestry	215	Packwood Haugh School	No	4	Mini	No	M2 / D1	Good	9	-	No actual spare capacity as pitches are not available for community use.
North West	Oswestry	322	Whittington Cricket & Bowling Club	Yes	3	Mini	No	M0 / D1	Poor	3	-	Actual spare capacity discounted due to poor pitch quality.
North West	Oswestry	371	The Showground	Yes	2	Mini	No	M0 / D1	Poor	2	-	Actual spare capacity discounted due to poor pitch quality.
South	Cleobury Mortimer	150	Lacon Childe School	Yes	2	Senior	No	M0 / D1	Poor	1	-	Actual spare capacity discounted due to poor pitch quality and unsecure tenure.
South	Ludlow	164	Ludlow Church of England School	No	2	Senior	No	M0 / D1	Poor	1	-	No actual spare capacity as pitches are not available for community use.
South	Ludlow	168	Ludlow Rugby Football Club	Yes	1	Senior	No	M1 / D1	Standard	0.5	-	Marginal spare capacity discounted to ensure pitch quality.
South	Ludlow	186	Moor Park School	Yes-unused	3	Mini	No	M1 / D1	Standard	3	-	Actual spare capacity discounted due to unsecure tenure.
South East	Bridgnorth	109	Edgar Davies Ground (Bridgnorth RFC)	Yes	1	Senior	No	M2 / D1	Good	2	-	No actual spare capacity at peak time.
South East	Bridgnorth	358	Swancote Energy Park	Yes	6	Mini	No	M2 / D1	Good	15	-	Actual spare capacity discounted due to unsecure tenure.
South East	Bridgnorth	358	Swancote Energy Park	Yes	1	Junior	No	M2 / D1	Good	2.5	-	Actual spare capacity discounted due to unsecure tenure.
South East	Bridgnorth	358	Swancote Energy Park	Yes	2	Senior	No	M2 / D1	Good	4.5	-	Actual spare capacity discounted due to unsecure tenure.
South East	Shifnal	140	Idsall Sports Centre	Yes	1	Senior	No	M0 / D1	Poor	1.25	-	Actual spare capacity discounted due to poor pitch quality.
South West	Bishop's Castle	86	Community College Bishops Castle	Yes-unused	1	Senior	No	M0 / D1	Poor	0.5	-	Actual spare capacity discounted due to poor pitch quality and unsecure tenure.
South West	Church Stretton	71	Church Stretton School	Yes	1	Senior	No	M0 / D1	Poor	1	-	Actual spare capacity discounted due to poor pitch quality and unsecure tenure.

SHROPSHIRE COUNCIL PLAYING PITCH & OUTDOOR SPORTS STRATEGY

There are 66 pitches across 30 sites that have potential spare capacity in Shropshire, however, when analysed in greater detail only five pitches across two sites have actual spare capacity. This is due to sites either not having secure tenure, not being community available or having poor quality pitches.

In total there are two match equivalent sessions of actual spare capacity on senior pitches at Shrewsbury Rugby Club (Central Analysis Area) and 2.5 match equivalent sessions of actual spare capacity on senior pitches at Whitchurch Rugby Club (North East Analysis Area).

The programming of mini/junior rugby matches can be unclear with regards to ascertaining spare capacity, especially at peak time as it varies from week to week. Junior rugby sections tend to play regular matches as part of a league format, whereas, minis play organised friendly fixtures. Clubs organise a number of their mini age groups to play those from another club at once either at home or away. Teams will generally hold training sessions instead on the weeks that mini / junior sections do not have a fixture event arranged. This means that mini / junior sections require use of all home pitches for two or three mornings a month but may play an away fixture one week meaning none of the pitches are used that particular morning.

Mini/junior pitches are consequently considered to have no actual spare capacity as they are used most weeks, but it is acknowledged there are some when the pitches are not in use.

Overplay

There are eight pitches across six sites in Shropshire which are overplayed by a total of 18 match equivalent sessions per week.

Table 5.16: Summary of supply and demand balance on senior rugby union pitches

Analysis area	Place plan	Site ID	Site name	Pitch type	Number of pitches	Overplay (match equivalent sessions per week)
Central	Shrewsbury	252	Shrewsbury Rugby Club	Senior	1	3.75
Central	Shrewsbury	252	Shrewsbury Rugby Club	Senior	1	3.5
North East	Market Drayton	123	Greenfields Sports Ground	Junior	1	2.5
North West	Oswestry	210	Oswestry Rugby Club	Senior	1	4.5
South	Ludlow	76	Clee Hill Rugby Club (Tenbury Road)	Senior	1	1.25
South East	Bridgnorth	239	Severn Park	Senior	2	2
South West	Bishop's Castle	32	Bishop Castle & Onny Valley Rugby Club	Senior	1	0.5
Total					8	18

Most of the overplay is in the Central Analysis Area at Shrewsbury Rugby Club, totalling 7.25 match equivalent sessions per week. In comparison, the least amount of overplay is in the South West Analysis Area with a total of 0.5 match equivalent sessions at Bishop Castle & Onny Valley Rugby Club. It should be noted that there is some level of overplay in each of the six analysis areas.

SHROPSHIRE COUNCIL PLAYING PITCH & OUTDOOR SPORTS STRATEGY

5.5: Supply and demand analysis

Having considered supply and demand, the table overleaf identifies the overall spare capacity in each of the analysis areas for senior rugby union pitches based on match equivalent sessions per week. Future demand is based solely on reported club development plans as there is no anticipated growth from population increases (TGRs).

Table 5.17: Summary of supply and demand balance on senior rugby union pitches

Analysis area	Actual spare capacity ⁵²	Demand (match equivalent sessions)			
		Overplay	Current total	Future demand ⁵³	Future total
Central	2	7.25	5.25	0.5	5.75
North East	2.5	2.5		1	1
North West	-	4.5	4.5	1.5	6
South	-	1.25	1.25	4.25	5.5
South East	-	2	2	1	3
South West	-	0.5	0.5	-	0.5
Total	4.5	18	13.5	8.25	21.75

Overall, there is a current shortfall of 13.5 match equivalent sessions per week on senior rugby union pitches to meet current demand. This is further exacerbated when considering future demand, resulting in a future shortfall of 21.75 match equivalent sessions.

Given the abovementioned shortfalls, priority should be placed first and foremost on alleviating overplay. Given that the majority of overplay is a result of training demand on grass pitches, it is considered that there is a potential need for additional floodlighting, pitch quality improvements and/or access to World Rugby compliant 3G pitches. These will be further explored within the Strategy document.

There is also a need to address security of tenure, future development plans outlined by clubs as well as the effects of flooding for Bridgnorth RFC and Ludlow RFC.

⁵² In match equivalent sessions per week

⁵³ Anticipated future junior demand is represented as 0.5 MES on a senior pitch whereas anticipated mini future demand is represented as 0.25 MES on a senior pitch.

SHROPSHIRE COUNCIL

PLAYING PITCH & OUTDOOR SPORTS STRATEGY

Rugby union summary

- ◀ **Overall, there is a current shortfall of 13.5 match equivalent sessions per week on senior rugby union pitches to meet current demand.**
- ◀ **This is further exacerbated when considering future demand, resulting in a future shortfall of 21.75 match equivalent sessions.**
- ◀ Within Shropshire there are 58 senior pitches, six junior pitches and 31 mini pitches provided, with all but four pitches being available for community use. This in total amounts to 95 pitches. Of these 95 pitches, 75 (79%) are available for community use across 30 sites.
- ◀ A total of eight clubs (73%) have secure tenure at their home venue through either freehold or long term lease. The remaining three clubs (Market Drayton RFC, Shifnal Saxons RFC and Church Stretton RFC) are considered to have unsecure tenure.
- ◀ Bridgnorth RFC and Oswestry RFC both have ambitions to create individual home sites where all their respective demand can be accommodated.
- ◀ Market Drayton RFC reports Greenfields Sports Ground has been identified in the Neighbourhood Local Plan for potential housing development.
- ◀ Ludlow RFC aspires to create an additional senior pitch on an area of land known locally as Linney Park.
- ◀ Of the community available pitches in Shropshire, 26 are assessed as good quality, 15 as standard and 29 as poor.
- ◀ Pitches at Shrewsbury Rugby Club, Whitchurch Rugby Football Club, Edgar Davies Ground, Severn Park and Swancote Energy Park are all assessed as good quality due to the high levels of sustained maintenance carried out by the respective clubs.
- ◀ There are nine sites used by clubs in Shropshire which accommodate at least one poor quality pitch.
- ◀ It should be noted that since club consultation and non-technical assessments took place in January 2020 this has affected pitches at Edgar Davies Ground, Severn Park and Ludlow Rugby Football Club.
- ◀ Bridgnorth RFC and Oswestry RFC both have aspirations to improve the ancillary provision they access.
- ◀ There are 11 community rugby union clubs based in Shropshire providing a total of 93 teams. This is divided into six ad hoc senior Vets/Social teams, two senior women's, 21 senior men's, three junior girls', 23 junior boys' and 38 mini teams.
- ◀ Overall, seven clubs in Shropshire report future aspirations to create a total of 18 teams which equates to 8.25 match equivalent sessions on senior pitches.
- ◀ Of the seven clubs that have ambitions to increase participation, five (71%) specifically state aspirations to directly expand their women and girls' offering by at least one team.
- ◀ In total there are two match equivalent sessions of actual spare capacity on senior pitches at Shrewsbury Rugby Club (Central Analysis Area) and 2.5 match equivalent sessions of actual spare capacity on senior pitches at Whitchurch Rugby Club (North East Analysis Area).
- ◀ There are eight pitches across six sites in Shropshire which are overplayed by a total of 18 match equivalent sessions per week.

SHROPSHIRE COUNCIL

PLAYING PITCH & OUTDOOR SPORTS STRATEGY

PART 6: HOCKEY

6.1: Introduction

Hockey in England is governed by England Hockey (EH) and is administered locally by the Shropshire Hockey Association.

Competitive league hockey matches and training can only be played on sand filled, sand dressed or water based artificial grass pitches (AGPs). Although competitive, adult and junior club training cannot take place on third generation turf pitches (3G), 40mm pitches may be suitable at introductory level, such as school curriculum low level hockey. EH's Artificial Grass Playing Surface Policy details suitability of surface type for varying levels of hockey, as shown below.

Table 6.1: England Hockey guidelines on artificial surface types suitable for hockey

Category	Surface	Playing Level	Playing Level
England Hockey Category 1	Water surface approved within the FIH Global/National Parameters	Essential International Hockey - Training and matches	Desirable Domestic National Premier competition Higher levels of EH Player Pathway Performance Centres and upwards England
England Hockey Category 2	Sand dressed surfaces within the FIH National Parameter	Essential Domestic National Premier competition Higher levels of player pathway: Academy Centres and Upwards	Desirable All adult and junior League Hockey Intermediate or advanced School Hockey EH competitions for clubs and schools (excluding domestic national league)
England Hockey Category 3	Sand based surfaces within the FIH National Parameter	Essential All adult and junior club training and league Hockey EH competitions for clubs and schools Intermediate or advanced schools hockey	Desirable
England Hockey Category 4	All 3G surfaces	Essential None	Desirable Lower level hockey (Introductory level) when no category 1-3 surface is available.

For senior teams, a full sized pitch for competitive matches must measure at least 91.4 x 55 metres excluding surrounding run off areas which must be a minimum of two metres at the sides & three metres at the ends. England Hockey preference is for four metre side and five metre end run offs, with a preferred overall area of 101.4 x 63 metres though a minimum overall area of 97.4 x 59 metres is accepted.

SHROPSHIRE COUNCIL

PLAYING PITCH & OUTDOOR SPORTS STRATEGY

It is considered that a hockey pitch can accommodate a maximum of four matches on one day (peak time) provided that the pitch has floodlighting. Training is generally midweek and requires access to a pitch and floodlights.

Consultation

In addition to face-to-face consultation with key hockey clubs, an electronic survey was sent to all clubs playing within Shropshire. Through both face to face meetings, survey responses and telephone interviews, a total response rate of 87% was achieved. In addition, telephone consultation was also carried out with Shropshire Hockey.

Table 6.2: Summary of consultation

Club name	Analysis area	Responded?
Bridgnorth HC	South East	Yes
Ludlow HC	South	Yes
Market Drayton HC	North East	Yes
Oswestry HC	North West	No
Shrewsbury HC	Central	Yes
Wem & Market Drayton HC*	North East	Yes
Whitchurch HC (face to face)	North East	Yes

*This is a newly formed club made up of ladies' teams which were part of Market Drayton HC.

6.2: Supply

There are 16 full size hockey suitable AGPs in Shropshire, of which, 13 are available for community use to some extent. Provision that is not available for community use is at the Shrewsbury School in the Central Analysis Area (two pitches) and RAF Cosford School of Physical Training in the South East Analysis Area.

There are three double pitch sites across Shropshire which are at Shrewsbury School, RAF Cosford School of Physical Training and Lilleshall National Sports & Conferencing Centre.

Most (38%) provision is located in the South East Analysis Area with a total of six pitches. This is then followed by the North West Analysis Area with five, the Central Analysis Area with three and finally the North East Analysis Area with two pitches.

There is no full size hockey suitable hockey provision in the South or South West analysis areas.

As seen in the table overleaf, the surface of the pitch at RAF Shawbury is a short pile 3G (40mm) carpet. As previously discussed, this surface type is only recommended by EH for only low level introductory hockey, however, the pitch is currently being used by Wem & Market Drayton HC for competitive matches. The Club has special compensation from the Shropshire Ladies League to play its fixtures on the pitch as there is no other provision within the North West Analysis Area where it can feasible do so as Whitchurch Sports & Leisure Centre is at capacity.

SHROPSHIRE COUNCIL PLAYING PITCH & OUTDOOR SPORTS STRATEGY

Table 6.3: Full size hockey suitable pitches in Shropshire

Analysis area	Place plan	Site ID	Site name	Number of pitches	Club / community hockey usage	Surface type	Community use?	Floodlit?	Size (metres) ⁵⁴
Central	Shrewsbury	233	Roman Road Sports Centre (Meole Brace School)	1	Shrewsbury HC Shropshire Hockey	Sand dressed	Yes	Yes	98 x 68
Central	Shrewsbury	253	Shrewsbury School	2	Shropshire Hockey	Sand dressed	No	No	100 x 60
						Sand filled			100 x 60
North East	Wem	230	RAF Shawbury	1	Wem & Market Drayton HC	Short pile 3G (40mm)	Yes ⁵⁵	Yes	100 x 62
North East	Whitchurch	321	Whitchurch Sports & Leisure Centre (Sir John Talbot School)	1	Whitchurch HC Market Drayton HC	Sand filled	Yes	Yes	98 x 66
North West	Ellesmere	111	Ellesmere College	1	-	Sand filled	Yes ²	Yes	100 x 62
North West	Ellesmere	151	Lakelands Academy	1	-	Sand filled	Yes	Yes	105 x 70
North West	Oswestry	169	Marches School	1	-	Sand dressed	Yes	Yes	100 x 60
North West	Oswestry	187	Moreton Hall School	1	-	Sand filled	Yes ²	Yes	98 x 62
North West	Oswestry	211	Oswestry School	1	Oswestry HC	Sand dressed	Yes	Yes	100 x 64
South East	Albrighton	229	RAF Cosford School of Physical Training	2	-	Sand filled	Yes ²	Yes	100 x 64
						Sand dressed	No	Yes	100 x 62
South East	Bridgnorth	41	Bridgnorth Endowed School/Leisure Centre	1	Bridgnorth HC	Sand dressed	Yes	Yes	98 x 62
South East	Much Wenlock	193	Much Wenlock Leisure Centre (William Brookes School)	1	Ludlow HC	Sand dressed	Yes	No	100 x 62
South East	Shifnal	153	Lilleshall National Sports & Conferencing Centre	2	Newport HC (Imported)	Water based	Yes ²	Yes	112 x 76
									100 x 60

⁵⁴ Including run offs

⁵⁵ Provision is available for some community use however there are restrictions / accessibility issues.

SHROPSHIRE COUNCIL PLAYING PITCH & OUTDOOR SPORTS STRATEGY

In addition, there are six smaller size hockey suitable AGPs in Shropshire. Of these, only two are identified as being available for community use, as shown below (Moor Park School and Dorrington Village Hall).

Table 6.4: Smaller size hockey suitable pitches in Shropshire

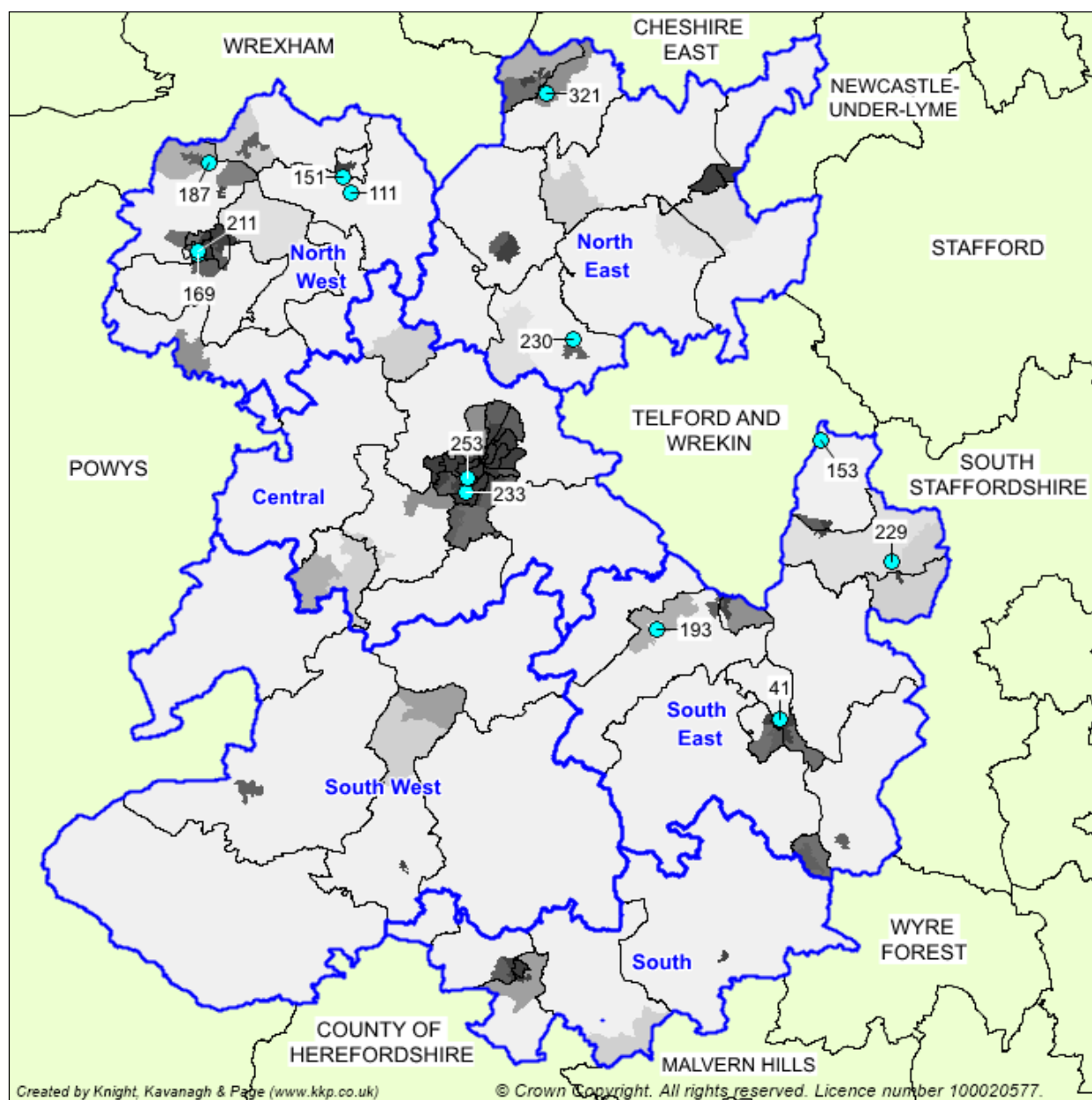
Analysis area	Place plan	Site ID	Site name	Number of pitches	Surface type	Community use?	Floodlit?	Size (metres)
Central	Shrewsbury	107	Dorrington Village Hall	1	Sand filled	Yes	No	30 x 20
North West	Oswestry	215	Packwood Haugh School	1	Sand filled	No	Yes	88 x 52
South	Ludlow	186	Moor Park School	1	Sand filled	Yes	Yes	55 x 46
South East	Albrighton	229	RAF Cosford School of Physical Training	1	Sand filled	No	Yes	54 x 32
South East	Albrighton	362	Birchfield School	1	Sand dressed	No	Yes	42 x 38
South West	Bishop's Castle	24	Bedstone College	1	Sand filled	No	Yes	38 x 18

Whilst not large enough to accommodate senior hockey matches, smaller AGPs can be used for training activity as well as for some junior matches (if large enough). Ludlow HC reports using the small size hockey suitable AGP at Moor Park School to accommodate its training demand as its main, full size pitch, Much Wenlock Leisure Centre, is not floodlit.

In addition to the outdoor small size hockey suitable AGPs, there is also a small size indoor hockey suitable pitch at Maurice Chandler Sports & Leisure Centre (North East Analysis Area). This is used on an ad hoc basis to accommodate training demand for Market Drayton HC when it can't access Whitchurch Sports & Leisure Centre or Keele University Sports Centre (Newcastle-under-Lyme).

SHROPSHIRE COUNCIL PLAYING PITCH & OUTDOOR SPORTS STRATEGY

Figure 6.1: Location of full size hockey suitable AGPs within Shropshire



Future supply

Market Drayton HC and Ludlow HC report ambitions to have full size hockey suitable pitches within their own locality.

Ludlow HC currently has an approximate 40 miles round trip on match days to access provision at Much Wenlock Leisure Centre (South East Analysis Area) from where it is based in Ludlow (South Analysis Area). The Club aspires to have suitable provision within Ludlow; however, it understands the financial cost of such as venture and its limited viability due its remote location.

Similarly, Market Drayton HC has an approximate round trip of 25 miles outside Shropshire to neighbouring authority Newcastle-under-Lyme to access match day provision at Keele University Sports Centre. The Club aspires to access a hockey suitable AGP within the surrounding area of Market Drayton. Anecdotal evidence suggests there is some dialogue to

SHROPSHIRE COUNCIL

PLAYING PITCH & OUTDOOR SPORTS STRATEGY

potentially provide a hockey suitable pitch as part of the relocation of Greenfields Sports Ground. If this were to occur a full feasibility of creating such provision would need to be undertaken to ensure its viability.

Management and security of tenure

The management of hockey suitable AGPs across Shropshire varies with no hockey clubs in the Authority considered to have secure tenure on their sites due to the issues outlined below.

The pitches at Shrewsbury School, Oswestry School, Ellesmere College and Moreton Hall, for example, are all located at independent schools with onsite provision managed internally. Each school offers the option for students to board, meaning pupils can be on site daily. This in turn can affect the community accessibility of the site, as each school needs to implement measures to safeguard students. In addition, each school is fee paying, meaning that sporting provision is prioritised for curricular and extracurricular demand. The Shrewsbury School reports these two factors result in its two pitches being unavailable for community use.

The remaining sites do offer community access; however, this can be infrequent due to the abovementioned issues. Therefore, tenure for community clubs on these sites, including Oswestry HC at Oswestry School, is considered insecure.

In comparison, the pitches at Whitchurch Sports & Leisure Centre (Sir John Talbot School), Marches School, Bridgnorth Endowed School and Lakelands Academy are managed and operated through the respective academies. The former two schools are both part of the Marches Academy Trust. None of these sites offer community use agreements which protect community users' access for extended periods of time. Therefore, any community users are considered to have insecure tenure. For hockey, this is Whitchurch HC at Whitchurch sports & Leisure Centre and Bridgnorth HC at Bridgnorth Endowed School.

Pitches at Roman Road Sports Centre and Much Wenlock Leisure Centre are operated through the Council with Shrewsbury HC being based at the former site and Ludlow HC at the latter site. Neither have long term tenure on their sites with both renting on an annual basis.

The two pitches at Lilleshall National Sports & Conferencing Centre are owned by a Trust. They both accommodate community demand from Newport HC (imported) and ad hoc fixtures from other Shropshire clubs when required due to fixture congestion or postponements. Community clubs using the pitches are considered to have insecure tenure as community access can be removed at any given time when the pitches are required for elite usage by England Hockey national teams.

The remaining pitches are located at Ministry of Defence (MOD) sites with two pitches at RAF Cosford School of Physical Training and one at RAF Shawbury. The former site has one pitch available for community use and one not available as it is considered 'behind the wire' and only used by RAF personal. The pitch that is available, is not currently in use by any community hockey club but is used for community football training. In comparison, the pitch at RAF Shawbury is used by Wem & Market Drayton HC to accommodate competitive demand.

Neither of the community available pitches offer security of tenure. The RAF cannot offer long term tenure for any community users, as access to the site can be removed at any time based on national requirements. In addition, any current users must go through a rigorous vetting process before they are granted access.

Quality

Taking the above into account, the quality of hockey suitable artificial grass pitches across Shropshire have been assessed via a combination of site visits (using non-technical

SHROPSHIRE COUNCIL

PLAYING PITCH & OUTDOOR SPORTS STRATEGY

assessments as determined by EH⁵⁶) and user consultation to reach and apply an agreed rating as follows:

- ◀ Good
- ◀ Standard
- ◀ Poor

The percentage parameters used for the non-technical assessments were as follows; Good (>80%), Standard (60-79%), Poor (<60%). The quality ratings assigned to the sites also consider the user quality ratings gathered from consultation.

In addition, depending on use, it is considered that the carpet of an artificial grass pitch usually lasts for approximately ten years and it is the age of the surface, combined with maintenance levels, which most commonly affects quality.

The following table indicates when each full size hockey suitable AGP was installed or last resurfaced, together with the quality ratings assigned.

Table 6.5: Summary of full size hockey suitable AGP quality

Analysis area	Place Plan area	Site ID	Site name	Number of pitches	Community use?	Year built (refurbished)	Quality
Central	Shrewsbury	233	Roman Road Sports Centre (Meole Brace School)	1	Yes	1995	Poor
Central	Shrewsbury	253	Shrewsbury School	2	No	2016	Good
						2007	Standard
North East	Wem	230	RAF Shawbury ⁵⁷	1	Yes	2015	Good
North East	Whitchurch	321	Whitchurch Sports & Leisure Centre (Sir John Talbot School)	1	Yes	1998	Poor
North West	Ellesmere	111	Ellesmere College	1	Yes	2012	Good
North West	Ellesmere	151	Lakelands Academy	1	Yes	2019	Good
North West	Oswestry	169	Marches School	1	Yes	2005	Poor
North West	Oswestry	187	Moreton Hall School	1	Yes	2004	Standard
North West	Oswestry	211	Oswestry School	1	Yes	2013	Good
South East	Albrighton	229	RAF Cosford School of Physical Training	2	Yes	2019	Good
					No	2000	Standard

⁵⁶ See Appendix 3 for the non-technical assessment for artificial grass pitches

⁵⁷ Note this is a short pile 3G surface.

SHROPSHIRE COUNCIL

PLAYING PITCH & OUTDOOR SPORTS STRATEGY

Analysis area	Place Plan area	Site ID	Site name	Number of pitches	Community use?	Year built (refurbished)	Quality
South East	Bridgnorth	41	Bridgnorth Endowed School/Leisure Centre	1	Yes	2008	Poor
South East	Much Wenlock	193	Much Wenlock Leisure Centre (William Brookes School)	1	Yes	2010	Standard
South East	Shifnal	153	Lilleshall National Sports & Conferencing Centre	2	Yes	2009	Good
						2009	Good

There are four full size AGPs that are assessed as poor quality in Shropshire: Roman Road Sports Centre, Whitchurch Sports & Leisure Centre, Bridgnorth Endowed School and Marches School.

All four pitches are beyond their recommended ten year life span and require refurbishment. The pitches at Roman Road Sports Centre and Whitchurch Sports & Leisure Centre are of particular poor quality and suffer from drainage problems which often results in standing, and freezing water. This leads to fixtures being postponed or even relocated to other sites including Lilleshall National Sports & Conferencing Centre and Ellesmere College, when accessible.

In comparison, good quality pitches can be found at Lilleshall National Sports & Conferencing Centre, RAF Cosford School of Physical Training, Oswestry School, Lakelands Academy, Ellesmere College, RAF Shawbury and Shrewsbury School. This is due to the pitches either being installed recently or being regularly maintained to a high level, this is particularly the case at Lilleshall National Sports & Conferencing Centre, Oswestry School and Ellesmere College.

It should be noted that floodlights for hockey requires high lux levels for usage throughout the winter. Schools do not tend to use these facilities within this time period and are therefore not regularly monitored. Therefore, floodlights at school sites should be checked for deterioration with relevant investment implemented when required.

Ancillary provision

All sites used for community hockey in Shropshire are accompanied only by basic changing facilities and toilets. This is due to the fact they are all based at schools, MOD sites of leisure centres, rather than a sports club site, where a clubhouse facility is generally not feasible.

Whitchurch HC, Bridgnorth HC and Shrewsbury HC all report accessing off site clubhouse or pub facilities where they have access to bar and kitchen provision. No clubs report ancillary provision to a problematic issue within Shropshire.

6.3: Demand

There are seven clubs classified as being based within teams in Shropshire. In total, these clubs accommodate 42 teams: 18 men's, 11 women's and 13 dedicated junior/mini teams. The two larger clubs in the authority are Bridgnorth and Shrewsbury, which have at least 10 teams each. In comparison, the smallest club is Oswestry HC that has one women's team.

SHROPSHIRE COUNCIL PLAYING PITCH & OUTDOOR SPORTS STRATEGY

Table 6.6: Summary of hockey demand playing in Shropshire

Name of club	No. of teams			Total
	Men's	Women's	Junior / Mini	
Bridgnorth HC	7	2	2	11
Ludlow HC	2	1	4	7
Market Drayton HC ⁵⁸	3	-	1	4
Oswestry HC	-	1	-	1
Shrewsbury HC	4	2	4	10
Wem & Market Drayton HC	-	2	-	2
Whitchurch HC	2	3	2	7
Total	18	11	13	42

Market Drayton HC fields three men's and one junior team. The Club, due to lack of available provision, plays its competitive fixtures in the neighbouring authority of Newcastle-under-Lyme. This will be explained in greater detail later in the section under

Exported Demand.

The table below examines each club's participation figures for the 2019/20 season for all Category One and Category Two players. These are the participants that must access hockey suitable AGPs for their demand.

Table 6.7: England Hockey affiliation figures 2019/20 (Category One and Two)

Name of club	Senior men (17-55)	Senior women (17-55)	Junior boys (14-16)	Junior girls (14-16)	Junior boys (11-13)	Junior girls (11-13)	Mini mixed (5-10)	Total
Bridgnorth HC	95	44	30	15	18	14	14	230
Ludlow HC	20	15	8	2	11	5	9	70
Market Drayton HC ⁵⁹	53	3	8	-	4	1	19	88
Oswestry HC	19	5	2	6	7	11	2	52
Shrewsbury HC	58	42	8	6	9	5	28	156
Wem & Market Drayton HC	-	36	-	2	-	2	-	40
Whitchurch HC	21	28	13	14	7	13	16	112
Total	266	173	69	45	56	51	88	748

In addition to the above, there are four clubs which also have a selection of Category Three players. These members, due to their performance level, do not necessarily have to access hockey suitable AGPs for their demand, therefore, they have not been included in the overall participation figure. There are 66 players across four clubs (Ludlow HC:24, Shrewsbury HC:37, Market Drayton HC:3 and Wem & Market Drayton HC:2) in Shropshire classified as Category Three.

Future demand

Growing participation is the number one aim within EH's strategic plan and key drivers include working with clubs, universities and schools, regional and local leagues, developing opportunities for over 40s and delivering a quality programme of competition. Growth in participation will not only come from the traditional 11 a side game but from the informal,

⁵⁸ Competitive demand is exported at takes places within the neighbouring authority of Newcastle-under-Lyme

⁵⁹ Competitive demand is exported at takes places within the neighbouring authority of Newcastle-under-Lyme

SHROPSHIRE COUNCIL

PLAYING PITCH & OUTDOOR SPORTS STRATEGY

recreational ways to play hockey such as small sided hockey, which can be played at any time during the week or at weekends.

Nationally, since 2012, hockey has seen a 65% increase in juniors taking up the sport within the club environment. This increase is expected to continue across all age groups in the future, especially given the success of Great Britain's women's team in the 2016 Rio and the anticipated legacy impact.

Though there remains a desire from EH to increase participation within the club/league based game, not all future demand may be realised entirely as new formalised teams playing at peak time. Some clubs may decide to offer pay and play opportunities to participants or offer small sided formats such in a bid to increase participation and club memberships by providing a different hockey offer.

Increased demand from new participants will lead to a requirement for increased capacity on available artificial grass pitches at peak time, but also midweek and on Sundays to deliver other formats of hockey activity. At present, it is not necessarily clear as to what format this may take or when it is likely to take place, however, it is clear that there will be a requirement for access to increased capacity on artificial grass pitches across the area. This should be considered when assessing demand for artificial grass pitches in the future, as not only will they be needed for peak match play times and midweek training to accommodate increased participation within the formalised hockey environment, but also throughout the week and at non-peak times to offer wider opportunities for play.

Unlike other pitch sports, England Hockey do not use team generation rates to determine future demand. England Hockey likes to understand growth by participation, rather than dedicated teams. As such, team generation rates have not been used to calculate future growth in Shropshire.

From a club perspective, consultation indicates that five clubs aspire to increase their teams within the next five years, however, due to individual site circumstances the majority of this is accounted for in the section on *Latent Demand*.

For the purposes of this report only Ludlow HC's aim to increase by one additional women's is categorised as future demand as there are no logistical issues such as pitch quality or pitch availability that would affect this growth.

Hockey Heroes

Hockey Heroes is a six-week hockey programme aimed at beginners (children aged five to eight) that not only focuses on helping children develop some physical hockey skills such as dribbling, passing and goal scoring, but also places as much emphasis on character development including teamwork, communication, perseverance and respect.

There are currently no Hockey Heroes courses operating in Shropshire, with the closest course running at Crewe Vagrants HC (Cheshire East) or Abbotsholme HC (Derbyshire Dales).

Back to Hockey

Back to Hockey sessions are fun, social and informal and are aimed at people who either have not played for a number of years or that are looking to play for the first time. They are generally hosted by clubs, with EH providing guidance on how to deliver the programme. Benefits of clubs being involved include:

- ◆ More members
- ◆ More casual players

SHROPSHIRE COUNCIL PLAYING PITCH & OUTDOOR SPORTS STRATEGY

- Additional income
- Extra publicity
- New volunteers

Back to Hockey sessions are currently available in Shropshire, with Whitchurch HC running such activity at Whitchurch Sports & Leisure Centre (Sir John Talbot School).

Latent demand

Latent demand is demand that evidence suggests may be generated from the current population should they have access to more or better provision.

As mentioned earlier, four out of the five clubs that express aspirations to grow will be classified as latent demand due to on site issues. This is encapsulated in the table below.

Table 6.8: Summary of club latent demand

Analysis area	Place plan	Name of club	No. of teams		Comments
			Men's	Women's	
South East	Bridgnorth	Bridgnorth HC	-	1	The Club reports it would be able to grow by an additional men's team if the pitch at Bridgnorth Endowed School improved in quality.
North East (Exported)	Market Drayton (Exported)	Market Drayton HC ⁶⁰	1	-	The Club reports it would be able to grow by an additional men's team if it had access to a pitch within the locality of Market Drayton.
Central	Shrewsbury	Shrewsbury HC	1	1	The Club reports it would be able to grow by an additional men's and women's team if it had access to more / better quality provision.
North East	Whitchurch	Whitchurch HC	1	1	The Club reports it would be able to grow by an additional men's and women's team if it had access to more / better quality provision.

In total, this amounts to latent demand for three men's and three women's teams across Shropshire.

Imported demand

Imported demand refers to any demand from neighbouring local authorities that accesses facilities within Shropshire due to a lack of available facilities in other local authorities where such team or club is based.

Newport HC currently imports two men's teams from neighbouring authority Telford & Wrekin to use the hockey suitable AGPs at Lilleshall National Sports & Conferencing Centre. The

⁶⁰ Competitive demand is exported at takes places within the neighbouring authority of Newcastle-under-Lyme

SHROPSHIRE COUNCIL

PLAYING PITCH & OUTDOOR SPORTS STRATEGY

Club aspires to return this demand back to its own authority, however, struggles to access regular suitable provision within its locality.

Exported demand

Exported demand refers to teams that are currently accessing provision for home fixtures outside of Shropshire, despite being from within the Authority.

Historically, there has not been any full size hockey suitable provision for Market Drayton HC to access within its locality. This has forced the Club to export its entire demand to Keele University Sports Centre in the neighbouring Newcastle-under-Lyme. This is an approximate round trip of 26 miles (one hour).

It indicates this to be problematic, as the time and cost for members to travel this distance is negatively affecting its growth and general sustainability. Anecdotal evidence suggests that this issue has contributed to the ladies teams leaving to start the recently formed Wem & Market Drayton Ladies HC.

The Club aspires to return all its demand into Shropshire, more specifically within the vicinity of Market Drayton.

Peak time demand

For matches, most of the senior hockey activity in Shropshire takes place on a Saturday, whereas most junior activity occurs on a Sunday. For training, peak time is midweek evenings, although preference is generally given for Tuesdays, Wednesdays and Thursdays.

SHROPSHIRE COUNCIL PLAYING PITCH & OUTDOOR SPORTS STRATEGY

Availability

The following table summarises the availability of full sized AGPs for community use in Shropshire. In addition, it records the availability of provision within the peak period. Sport England's Facilities Planning Model (FPM) applies an overall peak period for AGPs of 34 hours a week (Monday to Thursday 17:00-21:00; Friday 17:00-19:00; Saturday and Sunday 09:00-17:00).

Table 6.9: Usage of hockey suitable AGPs (available for community use)

Analysis Area	Place plan	Site ID	Site	Quality	Floodlit?	Community use hours in the peak period (per AGP)	Hockey clubs using the pitch	Midweek/training capacity	Match capacity	Comments
Central	Shrewsbury	233	Roman Road Sports Centre (Meole Brace School)	Poor	Yes	Weekdays: 18 hours Weekend: 16 hours Total: 34 hours	Shrewsbury HC Shropshire Hockey Association	Used by Shrewsbury HC for training Tuesdays 18:00 to 21:30. Remaining midweek capacity is used by Shropshire Hockey Association or by football teams for training	Pitch is used to capacity on a Saturday by Shrewsbury HC. The Club also use the pitch Sunday mornings for its mini and junior training.	Pitch has no additional capacity at senior peak time.
Central	Shrewsbury	253	Shrewsbury School	Good	No	Weekdays: 0 hours Weekend: 0 hours Total: 0 hours	Shropshire Hockey Association	Apart from usage by Shropshire Hockey Association the pitches are not available for wider community use.	Apart from usage by Shropshire Hockey Association the pitches are not available for wider community use.	Apart from usage by Shropshire Hockey Association the pitches are not available for wider community use.
				Standard	No	Weekdays: 0 hours Weekend: 0 hours Total: 0 hours				
North East	Wem	230	RAF Shawbury	Good	Yes	Weekdays: - hours Weekend: - hours Total: - hours	Wem & Market Drayton HC	Used by Wem & Market Drayton HC for training demand.	Accommodates two senior teams from Wem & Market Drayton HC.	Although the pitch is available for community use, accessibility can be removed at short notice, meaning it is not considered to have spare capacity.
North East	Whitchurch	321	Whitchurch Sports & Leisure Centre (Sir John Talbot School)	Poor	Yes	Weekdays: 18 hours Weekend: 12 hours Total: 30 hours	Whitchurch HC Market Drayton HC	Used by both Whitchurch HC and Market Drayton HC for midweek training demand. Remaining capacity is used by football teams for training.	Pitch is used to capacity on a Saturday by Whitchurch HC. The Club also use the pitch Sunday mornings for its mini and junior training.	Pitch has no additional capacity at senior peak time.
North West	Ellesmere	111	Ellesmere College	Good	Yes	Weekdays: 13 hours Weekend: 16 hours Total: 29 hours	-	No formal community hockey usage midweek.	No formal community hockey usage at the weekend.	Pitch is considered to have spare capacity at senior peak time, however, due to its location at a school site it is considered to have unsecure tenure.
North West	Ellesmere	151	Lakelands Academy	Good	Yes	Weekdays: 18 hours Weekend: 16 hours Total: 34 hours	-	No formal community hockey usage midweek.	No formal community hockey usage at the weekend.	Pitch is considered to have spare capacity at senior peak time, however, due to its location at a school site it is considered to have unsecure tenure.
North West	Oswestry	169	Marches School	Poor	Yes	Weekdays: 18 hours Weekend: 16 hours Total: 34 hours	-	No formal community hockey usage midweek.	No formal community hockey usage at the weekend.	Pitch is considered to have spare capacity at senior peak time, however, due to its location at a school site it is considered to have unsecure tenure.
North West	Oswestry	187	Moreton Hall School	Poor	Yes	Weekdays: 13 hours Weekend: 0 hours Total: 13 hours	-	No formal community hockey usage midweek	No formal community hockey usage at the weekend.	Pitch is considered to have spare capacity at senior peak time, however, due to its location at a school site it is considered to have unsecure tenure.

SHROPSHIRE COUNCIL
PLAYING PITCH & OUTDOOR SPORTS STRATEGY

Analysis Area	Place plan	Site ID	Site	Quality	Floodlit?	Community use hours in the peak period (per AGP)	Hockey clubs using the pitch	Midweek/training capacity	Match capacity	Comments
North West	Oswestry	211	Oswestry School	Good	Yes	Weekdays: 15.5 hours Weekend: 16 hours Total: 31.5 hours	Oswestry HC	Used by Oswestry HC for training demand.	Used by Oswestry HC (one team) on a Saturday with no further community hockey usage.	Pitch is considered to have spare capacity at senior peak time, however, due to its location at a school site it is considered to have unsecure tenure.
South East	Albrighton	229	RAF Cosford School of Physical Training	Good	Yes	Weekdays: 0 hours Weekend: 0 hours Total: 0 hours	Not available for community use	Not available for community use	Not available for community use	Not available for community use
				Standard	Yes	Weekdays: 0 hours Weekend: 0 hours Total: 0 hours				
South East	Bridgnorth	41	Bridgnorth Endowed School/Leisure Centre	Poor	Yes	Weekdays: 18 hours Weekend: 16 hours Total: 34 hours	Bridgnorth HC	Used by Bridgnorth HC for training Mondays 18:00 to 20:00 and Wednesdays 18:00 to 21:00. Remaining midweek use is by football teams for training.	On Saturdays the pitch is used to accommodate Bridgnorth HC competitive demand for 12:00 to 18:00. The Club reports it can access it earlier if required. Used Sunday mornings for the club's junior demand.	If there is affective scheduling, there is potential for additional teams to be accommodated on the pitch. This being said as there are eight teams from Bridgnorth HC that use the pitch for home matches it is generally considered at capacity.
South East	Much Wenlock	193	Much Wenlock Leisure Centre (William Brookes School)	Standard	No	Weekdays: - hours Weekend: 16 hours Total: 16 hours	Ludlow HC	Limited use midweek due to the pitch not having floodlights. As a result, Ludlow HC train on the small size pitch at Moor Park School.	On Saturdays used by Ludlow HC to accommodate three senior teams. The pitch is also used Sunday mornings for the Clubs junior team.	As the pitch is only used by three senior teams on a Saturday it is considered to have spare capacity to accommodate additional teams.
South East	Shifnal	153	Lilleshall National Sports & Conferencing Centre	Good	Yes	Weekdays: - hours Weekend: - hours Total: - hours	Newport HC (Imported demand)	Used by Shropshire hockey clubs to accommodate training demand on an ad-hoc basis.	On Saturdays used by Newport HC to accommodate its competitive demand.	Although the pitches are available for community use, accessibility can be removed at short notice, meaning it is not considered to have spare capacity.
				Good	Yes	Weekdays: - hours Weekend: - hours Total: - hours				

Please note for the purposes of the table above the availability of the pitches at RAF Shawbury and Lilleshall National Sports & Conferencing Centre, although used by hockey clubs, have not been included due to unsecure community use arrangements.

In summary, although 12 pitches are available for community use, in fact only four are regularly accessible for hockey clubs across Shropshire: Roman Road Sports Centre, Whitchurch Sports & Leisure Centre, Bridgnorth Endowed School and Much Wenlock Leisure Centre. This being said the latter site does not have floodlights meaning it is virtually unusable midweek during winter months. As a result the prior three sites are all considered to be operating at capacity at peak time (Saturday).

All remaining sites either have unsecure tenure through being located at a school sites, the majority of which are private, or have the aforementioned access issues such as RAF Shawbury and Lilleshall National Sports & Conferencing Centre.

6.4: Supply and demand analysis

Match play

The PPS Guidance suggests that a floodlit pitch is able to accommodate four match equivalent sessions (MES) on a Saturday with teams playing in a home and away format, as such this equates to one AGP being able to cater for eight 'home' teams. Teams play matches on a home and away basis and therefore one team requires 0.5 match sessions per week on its 'home' AGP.

Based on the above information there a total of 26 senior teams that are currently playing their competitive matches within Shropshire. This does not include the three senior teams from Market Drayton HC which are exported into the neighbouring authority of Newcastle-under-Lyme.

This means there is a requirement for four full size hockey suitable AGPs in Shropshire, rounded up from 3.25 AGPs. If you take into consideration the three senior teams from Market Drayton HC, this requirement of four pitches remains the same (rounded up from 3.62).

When accounting for the latent demand of six additional senior teams, and future demand of one team, there is a requirement for five AGPs. This again remains the same when accounting for the exported demand from Market Drayton HC.

Therefore, in theory, there is enough hockey suitable provision across Shropshire to meet current and future levels of demand. However, there are issues that need to be taken into consideration that are affecting hockey clubs, as discussed further below.

Pitch quality

Although there is theoretically enough hockey suitable AGPs across Shropshire to meet current and future levels of demand, the quality of key provision is poor.

Pitches at Roman Road Sports Centre, Whitchurch Sports & Leisure Centre and Bridgnorth Endowed School which are used by Shrewsbury HC, Whitchurch HC and Bridgnorth HC, respectively, are assessed as poor quality.

If these pitches are not refurbished in the near future, they may become unusable for hockey, forcing clubs to try and find alternative suitable provision. This could lead to a reduction in participation or even clubs folding.

Accessibility/capacity

There are also issues with accessibility and capacity at some sites that are well used for hockey: Roman Road Sports Centre, Whitchurch Sports & Leisure Centre and Bridgnorth Endowed School. It should be noted that these three sites, as well as having access/ capacity issues are also poor quality and in need of resurfacing.

Each site is operating at capacity at peak time meaning any additional demand from the clubs using the sites (Shrewsbury HC, Whitchurch HC and Bridgnorth HC respectively) would need to find another location to meet any future demand.

Finding secure alternative provision, however, would be difficult, as the remaining community accessible hockey suitable AGPs are located at either private school, commercial or MOD

SHROPSHIRE COUNCIL

PLAYING PITCH & OUTDOOR SPORTS STRATEGY

sites which all have access issues. In addition, some of these sites are not ideally situated for clubs to move to.

Geography

Due to Shropshire's substantial geographical size, the location of the hockey suitable AGPs are distributed in the larger settlement areas, for example, Shrewsbury (three pitches), Ellesmere (two pitches) and Oswestry (three pitches) that are located significant distances apart which makes them too costly/time consuming for other clubs to use. This has led to Market Drayton HC exporting demand to Newcastle-under-Lyme (Keele University Sports Centre), as this is the closest provision to its hometown of Market Drayton. Correspondingly, Ludlow HC travels to Much Wenlock as there is no suitable provision for it to access within Ludlow itself. Both clubs report this to be expensive with aspirations to develop provision within their own locality.

As mentioned, although there is enough provision across Shropshire to meet current and future levels of demand, issues with pitch quality and accessibility need addressing to ensure hockey demand is to be sustain and grow.

Scenarios on how to best address these issues will be run in the proceeding Strategy & Action Plan.

Converting sand-based AGPs to 3G

Since the introduction of 3G pitches and given their popularity for football, providers have seen this as a way of replacing their tired sand-based carpet and generating money from hiring out a 3G pitch to football clubs and commercial football providers. This has come at the expense of hockey, with players now travelling further distances to gain access to a suitable pitch and many teams being displaced from their preferred geographical area.

Due to its impact on hockey, it is appropriate to ensure that sufficient sand based AGPs are retained or developed if existing provision is under threat due to the lack of security of access or, for the playing development of hockey. To that end, a change of surface will require a planning application and the applicants will need to show that there is sufficient provision available for hockey in the locality. Advice from Sport England and EH should therefore be sought prior to any planning application being submitted.

It should also be noted that, if a surface is changed, it could require the existing floodlighting and drainage to be changed and, in some instances, noise attenuation measures may need to be put in place.

Hockey summary

- ◀ **There is a need for four full size hockey suitable AGPs to accommodate all current demand and future demand in Shropshire, however, there is a need to address quality, accessibility and capacity issues.**
- ◀ There are 16 full size hockey suitable AGPs in Shropshire, of which, 13 are available for community use to some extent. Provision that is not available for community use is at the Shrewsbury School in the Central Analysis Area (two pitches) and RAF Cosford School of Physical Training in the South East Analysis Area.
- ◀ In addition, there are six smaller size hockey suitable AGPs in Shropshire. Of these, only two are identified as being available for community use.
- ◀ Market Drayton HC and Ludlow HC report ambitions to have full size hockey suitable pitches within their own locality.
- ◀ The management of hockey suitable AGPs across Shropshire varies with no hockey clubs in the Authority considered to have secure tenure on their sites
- ◀ There are four full size AGPs that are assessed as poor quality in Shropshire: Roman Road Sports Centre, Whitchurch Sports & Leisure Centre, Bridgnorth Endowed School and Marches School.
- ◀ There are seven clubs classified as being based within teams in Shropshire. In total, these clubs accommodate 42 teams: 18 men's, 11 women's and 13 dedicated junior/mini teams.
- ◀ Bridgnorth HC, Market Drayton HC, Shrewsbury HC and Whitchurch HC all express latent demand due to issues with quality and accessibility.
- ◀ Newport HC currently imports two men's teams from neighbouring authority Telford & Wrekin to use the hockey suitable AGPs at Lilleshall National Sports & Conferencing Centre.
- ◀ Market Drayton HC export its entire demand to Keele University Sports Centre in the neighbouring Newcastle-under-Lyme. This is an approximate round trip of 26 miles (one hour). The Club aspires to return all its demand into Shropshire, more specifically within the vicinity of Market Drayton.

SHROPSHIRE COUNCIL

PLAYING PITCH & OUTDOOR SPORTS STRATEGY

PART 7: BOWLS

7.1: Introduction

The vast majority of bowling greens in Shropshire are crown greens with the British Crown Green Bowling Association (BCGBA) being the national governing body for the sport. BCGBA is responsible for ensuring the effective governance for the sport across the Country. There are also three flat green bowling greens with the national governing body Bowls England (BE) responsible for the sports governance. The season for both crown and flat green bowling generally runs from April to September.

Consultation

Shropshire, due to its geographical size and rurality, has a healthy number of bowling clubs. In total there are 83 clubs using bowling clubs in Authority, the majority of which (80 clubs or 96%) are crown green with the remaining three clubs flat green.

In total 58 out of the 80 crown green bowling clubs within Shropshire responded to consultation requests to complete an online survey, representing a 73% response rate. None of the three flat green clubs responded to consultation.

7.2: Supply

There are 97 crown bowling greens in Shropshire located across 82 sites and three flat bowling greens across three sites. All are available for community use and used.

Table 7.1: Summary of the number of greens by analysis area

Analysis area	Number of crown greens (flat)
Central	31 (1)
North East	31
North West	11
South	4
South East	12 (1)
South West	8 (1)
Total	97 (3)

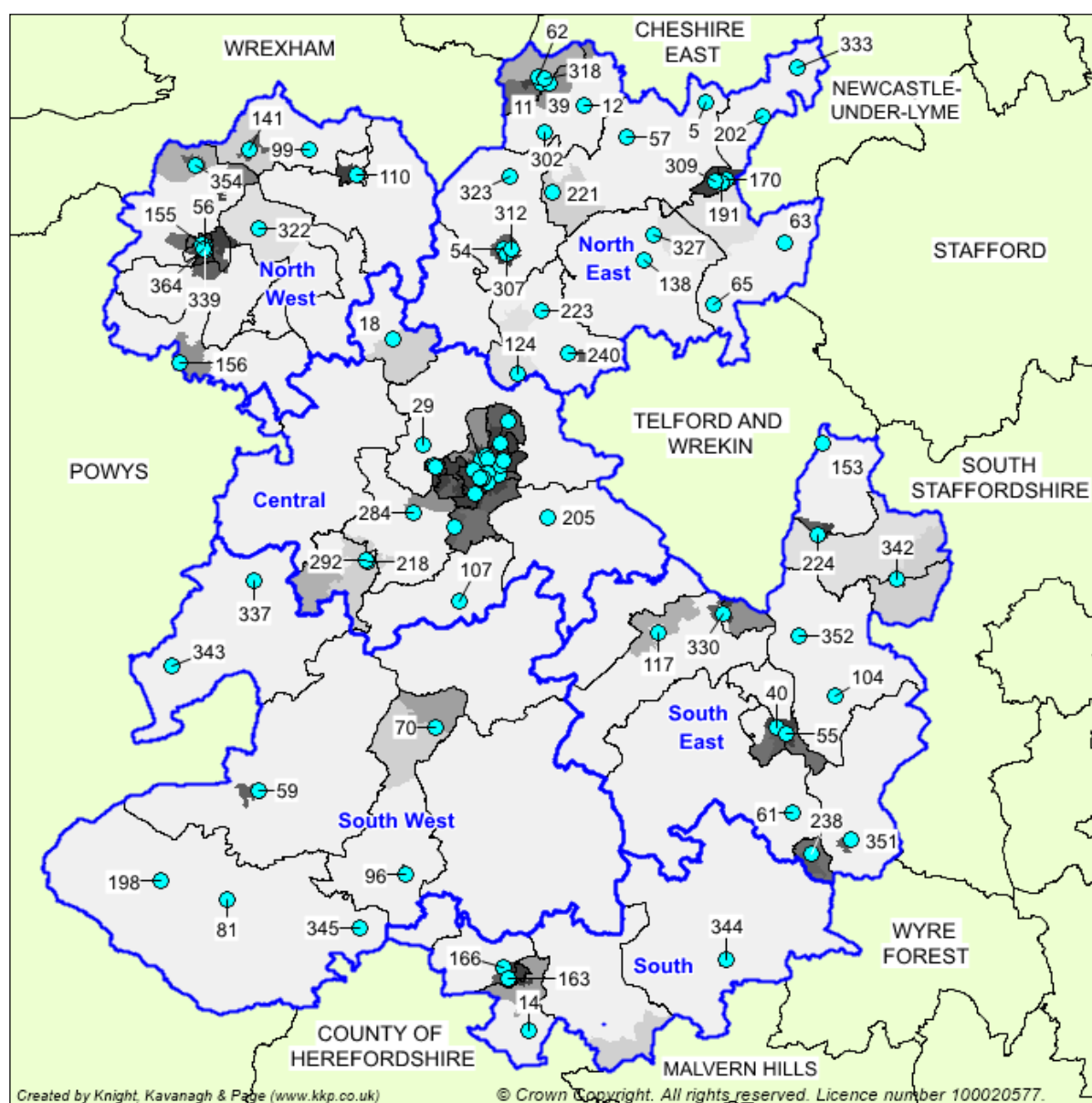
As seen in the table above, most provision is jointly shared between the Central and North East analysis areas which each accommodate 31 crown greens each whilst the South East Analysis Area contains the least amount of provision (5).

The majority (97%) of provision in Shropshire is crown green with only three greens being flat green. These are spread evenly between the Central, South East and South West analysis areas.

SHROPSHIRE COUNCIL PLAYING PITCH & OUTDOOR SPORTS STRATEGY

Figure 7.1 below highlights the location of all outdoor greens in Shropshire.

Figure 7.1: Summary of bowling greens in Shropshire



SHROPSHIRE COUNCIL

PLAYING PITCH & OUTDOOR SPORTS STRATEGY

Table 7.2: Key to map

Analysis area	Place plan	Site ID	Site name	Post code	Management	Club using site	Number of greens	Quality of green
Crown greens								
Central	Pontesbury & Minsterley	218	Pontesbury Playing Fields	SY5 0QD	Unknown	Pontesbury BC	1	Good
Central	Pontesbury & Minsterley	292	The Nags Head	SY5 0QD	Rent from The Nags Head	-	1	Standard
Central	Shrewsbury	15	Bagley Sports and Social Club	SY1 2RP	Unknown	Bagley BC	2	Standard
Central	Shrewsbury	18	Baschurch Bowling Club	SY4 2BG	Lease from private landowner until 2023	Baschurch BC	1	Good
Central	Shrewsbury	29	Bicton Village Hall	SY3 8ER	Freehold	Bicton BC	1	Standard
Central	Shrewsbury	60	Saints Recreation Ground	SY1 2JU	Rent from Shrewsbury Town Council	Castlefields BC	2	Standard
Central	Shrewsbury	107	Dorrington Village Hall	SY5 7LD	Lease from Condover Parish Council	Dorrington BC	1	Good
Central	Shrewsbury	121	Greenfields Bowling Club	SY1 2QN	Unknown	Greenfields BC	2	Standard
Central	Shrewsbury	176	Meole Brace Bowling Club	SY3 9JJ	Freehold	Meole Brace BC	2	Good
Central	Shrewsbury	185	Monkmoor Outdoor Recreation Centre	SY2 5BP	Rent from Shrewsbury Town Council	Abbey BC	1	Good
Central	Shrewsbury	205	Old Malt House Memorial Hall	SY5 6QE	Rent from Memorial Hall Committee	Atcham Malthouse BC	1	Standard
Central	Shrewsbury	231	Reman Services Sports & Social Club	SY1 4JD	Rent from private landowner	Albert Road BC	1	Standard
Central	Shrewsbury	258	Silks Meadow Recreation Ground	SY3 8LN	Rent from Shrewsbury Town Council	Frankwell BC	1	Good
Central	Shrewsbury	259	Unison Club (Column Cricket, Bowls & Tennis Club)	SY2 5LP	Rent from Shrewsbury Town Council	Unison BC	1	Good
Central	Shrewsbury	276	Stanley Parker Playing Fields	SY3 0AA	Lease from Bayston Hill Parish Council	Bayston Hill BC	1	Good
Central	Shrewsbury	280	Telepost Sports & Social Club (Abbey Sports Ground)	SY2 6BT	Rent from Abbey Church	Telepost BC	1	Good
Central	Shrewsbury	284	The Cock Inn ⁶¹	SY5 8LJ	Freehold	Hanwood BC	1	Standard
Central	Shrewsbury	286	The Grapes	SY3 5BH	Rent from The Grapes	Oxon BC	1	Standard
Central	Shrewsbury	294	The Prince of Wales (Bynner Street)	SY3 7NZ	Rent from Hotel	Prince of Wales Hotel BC	1	Standard
Central	Shrewsbury	297	The Red Lion	SY1 4AQ	Lease from M & B Brewery until 2023	Battlefield BC	1	Good
Central	Shrewsbury	346	Monkmoor Bowling Club	SY2 5BQ	Rent from Shrewsbury Town Council	Monkmoor BC	1	Standard
Central	Shrewsbury	347	Old Shrewsbury Bowling Club	SY1 1XR	In the process of preparing a new ten year lease from Shropshire Horticultural Society	Old Shrewsbury BC	2	Good
Central	Shrewsbury	349	Prince of Wales Bowling Greens	SY1 1XL	Unknown	Prince of Wales BC	2	Standard
Central	Shrewsbury	350	Shelton Recreation Ground	SY3 5BJ	Rent from Shrewsbury Town Council	Shelton BC	1	Good
Central	Shrewsbury	363	Crescent Bowling Green	SY1 1TH	Rent from Shropshire Horticultural Society	Crescent BC	1	Poor
North East	Market Drayton	5	Adderley Village Hall	TF9 3FA	Freehold	Adderley BC	1	Standard
North East	Market Drayton	63	Cheswardine Parish Council	TF9 2RS	Negotiating a lease with Cheswardine Parish Council	Cheswardine BC	1	Poor
North East	Market Drayton	65	Childs Ercall Bowls Club	TF9 2DA	Unknown	Childs Ercall BC	1	Standard
North East	Market Drayton	138	Hodnet Social Club	TF9 3NS	Freehold	Hodnet BC	1	Standard
North East	Market Drayton	170	Market Drayton Bowling Club	TF9 1HY	Rent from Joules Brewery	Market Drayton BC	1	Standard
North East	Market Drayton	191	Mount Lane Bowling Club	TF9 1AQ	Unknown	Constitutional Club BC	1	Standard
North East	Market Drayton	202	Norton in Hales Community Sports Club	TF9 4AP	Rent from Charitable Sports Club	Norton in Hales BC	1	Standard
North East	Market Drayton	309	Victoria Bowling Club	TF9 3DW	Freehold	Victoria BC	1	Standard
North East	Market Drayton	327	Wollerton Bowling Green (Mill Rd)	TF9 3LX	Freehold	Wollerton BC	1	Good
North East	Market Drayton	333	Woore Bowling Green ⁶²	CW3 9SQ	Freehold	Woore BC	1	Good
North East	Wem	54	Butler Sports Centre	SY4 5AP	Rent from Wem Sports Association	Wem BC	2	Good
North East	Wem	124	Hadnall Bowling Green	SY4 4AG	Negotiating a lease with Hadnall Parish Council	Hadnall BC	1	Standard

⁶¹ Nominated Asset of Community Value expiring 13/07/2020

⁶² Nominated Asset of Community Value expiring 11/01/2022

SHROPSHIRE COUNCIL

PLAYING PITCH & OUTDOOR SPORTS STRATEGY

Analysis area	Place plan	Site ID	Site name	Post code	Management	Club using site	Number of greens	Quality of green
North East	Wem	223	Preston Brockhurst Bowling Green	SY4 5QA	Unknown	Preston Brockhurst BC	1	Standard
North East	Wem	240	Shawbury Bowling Club	SY4 4NZ	Freehold	Elephant and Castle BC	1	Good
North East	Wem	307	United Services Wem Club	SY4 5EP	Freehold	Wem United Services BC	1	Standard
North East	Wem	312	Wem Recreation Ground	SY4 5AY	Rent from Shropshire Council	Wem Albion BC	1	Standard
North East	Wem	323	Whixall Bowling Club	SY13 2PP	Lease from Whixall Parish Council expiring 2083	Whixall BC	1	Good
North East	Whitchurch	11	Archibald Worthington Club (Whitchurch)	SY13 1BQ	Unknown	Archibald Worthington BC	2	Standard
North East	Whitchurch	12	Ash Magna Bowling & Tennis Club	SY13 4DR	Unknown	Ash BC	1	Standard
North East	Whitchurch	39	Bridgewater Bowling Club (Whitchurch)	SY13 1RE	Freehold	Bridgewater BC	2	Standard
North East	Whitchurch	57	Calverhall Cricket Ground	SY13 4PE	Unknown	Calverhall BC	1	Good
North East	Whitchurch	62	Chester Road Bowling Club	SY13 1ND	Freehold	Chester Road BC	2	Good
North East	Whitchurch	221	Prees Cricket and Recreation Club	SY13 2DX	Freehold	Prees BC	2	Good
North East	Whitchurch	302	Tilstock Tennis & Bowls Club	SY13 3JL	Freehold	Tilstock BC	1	Good
North East	Whitchurch	318	Whitchurch & District Club	SY13 1QW	Freehold	District Club Whitchurch BC	2	Standard
North West	Ellesmere	99	Criftins Village Hall and Playing Field	SY12 9LE	Unknown	Criftins BC	1	Good
North West	Ellesmere	110	Ellesmere Bowling Club	SY12 0HA	Freehold	Ellesmere BC	2	Poor
North West	Oswestry	56	Cae Glass Park	SY11 1AP	Rent from Oswestry Town Council	-	1	Standard
North West	Oswestry	141	Ifton Miners Institute Bowling Green	SY11 3AY	Freehold	Ifton BC	1	Poor
North West	Oswestry	155	Lizbeth Close Bowling Green	SY11 1BZ	Freehold (Ye Olde Crofte Bowls Club)	Ye Olde Crofte BC, George BC	1	Good
North West	Oswestry	156	Llanymynech Village Hall	SY22 6EE	Freehold	Llanymynech BC	1	Standard
North West	Oswestry	322	Whittington Cricket & Bowling Club	SY11 4PQ	Freehold	Whittington BC	1	Good
North West	Oswestry	339	Wynstay Hotel	SY11 2SZ	Owned by Wynstay Hotel	-	1	Standard
North West	Oswestry	354	Weston Rhyn Bowling Green	SY10 7RQ	Preparing a 25 year lease from Western Rhyn Village Institute	Weston Rhyn BC	1	Good
North West	Oswestry	364	Oswestry Church Bowling Club	SY11 2SZ	Freehold	Church BC	1	Good
South	Cleobury Mortimer	344	Cleobury Mortimer Bowling Club	DY14 8AU	Long term lease from private landowner	Cleobury Mortimer BC	1	Good
South	Ludlow	163	Ludlow Castle Tennis and Bowls Club	SY8 1EE	Freehold	Ludlow Castle BC	1	Standard
South	Ludlow	166	Ludlow Cricket Ground	SY8 1DT	Unknown	Burway BC	2	Good
South East	Albrighton	342	Albrighton Bowling Club	WV7 3HR	Freehold	Albrighton BC	1	Good
South East	Bridgnorth	40	Bridgnorth Bowls, Cricket & Hockey Club	WV16 4LB	Lease from Apley Estates expiring 2021	Bridgnorth BC	1	Good
South East	Bridgnorth	55	Bylet Bowling Club	WV15 6BA	Lease from Bridgnorth Town Council	Bylet BC	2	Standard
South East	Bridgnorth	104	Davenport Park	WV15 5JZ	Negotiating a lease with Davenport Estate	Worfield BC	1	Standard
South East	Bridgnorth	351	Squirrel Bowling Green ⁶³	WV15 6LW	Rent from Marstons Brewery	Squirrel BC	1	Good
South East	Bridgnorth	352	Stockton Bowling Club	TF11 9EE	Unknown	Stockton BC	1	Standard
South East	Broseley	330	Broseley Social Club	TF12 5HL	Freehold	Broseley BC	1	Good
South East	Highley	61	Chelmarsh Sports & Social Club	WV16 6BA	Freehold	Chelmarsh BC	1	Good
South East	Highley	238	Severn Centre	WV16 6JG	Rent	Highley Miners Welfare BC	1	Standard
South East	Much Wenlock	117	Gaskell Recreation Ground	TF13 6NB	Rent from Much Wenlock Parish Council	Much Wenlock BC	1	Standard
South East	Shifnal	224	Priorslee Road	TF11 8HD	Lease from Shifnal CC expiring 2022	Shifnal BC	1	Standard
South West	Bishop's Castle	59	Castle Hotel Bowls Club	SY9 5BU	Freehold	Bishops Castle BC	1	Standard
South West	Bishop's Castle	81	Clun Bowling Green	SY7 8JT	Rent from English Heritage	Clun BC	1	Poor
South West	Bishop's Castle	198	Newcastle Village Hall (Mill Road)	SY7 8QW	Rent from The Community Centre Committee	Newcastle on Club BC	1	Good
South West	Bishop's Castle	337	Worthen Village Hall	SY5 9HT	Rent from Worthen Village Hall	Worthen & Brockton BC	1	Good

⁶³ Nominated Asset of Community Value expiring 18/10/2021

SHROPSHIRE COUNCIL
PLAYING PITCH & OUTDOOR SPORTS STRATEGY

Analysis area	Place plan	Site ID	Site name	Post code	Management	Club using site	Number of greens	Quality of green
South West	Bishop's Castle	343	Chirbury Bowling Club	SY15 6BN	<i>Unknown</i>	Chirbury BC	1	Standard
South West	Bishop's Castle	345	Clungunford Bowling Club	SY7 0PN	Rent from Clungunford Village Hall	Clungunford BC	1	Good
South West	Church Stretton	70	Church Stretton Park Playing Fields	SY6 7AR	Church Stretton Parish Council	Church Stretton Womens BC	1	Good
South West	Craven Arms	96	Craven Arms Bowling Club	SY7 9QL	<i>Unknown</i>	Craven Arms BC	1	Standard
Flat greens								
Central	Shrewsbury	274	St. Michaels Street Recreation Ground	SY1 2HQ	Rent from Shrewsbury Town Council	St. Michaels Lawn BC	1	Good
South East	Shifnal	153	Lilleshall National Sports & Conferencing Centre	TF10 9AT	<i>Unknown</i>	Lilleshall Hall BC	1	Standard
South West	Ludlow	14	Ashford Carbonell Playing Fields	SY8 4DD	<i>Unknown</i>	Ashford Carbonell Lawn BC	1	Poor

SHROPSHIRE COUNCIL

PLAYING PITCH & OUTDOOR SPORTS STRATEGY

Indoor provision

It should be noted, in addition to the abovementioned outdoor provision, Shropshire is also serviced by a good quality six rink indoor bowling centre at Shrewsbury Sports Village. The site is the home venue for Shrewsbury Indoor BC.

Future developments

Reman Services Sports & Social Club, which accommodates a cricket square and bowling green, was sold circa 2017 into private ownership. The site is currently home to Albert Road BC and Sentinel CC.

The owner of the site is in the process of trying to obtain planning permission to build on the front of the site, including the bowling green, however, this is subject to planning approval.

There is no guarantee that this application will be successful, or the timescales of the development if agreed. Shropshire Council is monitoring the situation and will assist in the potential relocation of the bowling green if required.

Lapsed and disused greens

Across Shropshire, there are three sites which have previously accommodated bowling greens, these are listed below:

Shrewsbury Severnside Bowling Club accommodates three disused crown bowling greens that were used, until earlier 2019, by Severnside BC. The Club previously rented the site from the Horticultural Society, however, due to declining membership figures it decided to disband. Since the Club folded the greens have reverted back to the Horticultural Society.

Ford BC decided fold in 2015 after a disagreement with their landlord (Cross Gates Pub) who wanted to build houses on the bowling green. The site has recently been sold into private ownership. The green was previously an asset of community value (ACV), however, this expired 28/05/19.

For an asset to be listed as an ACV its current primary use, or primary use in the recent past, must contribute to the social wellbeing or social interests of the community and be likely to do so in the future. Social interests include cultural, recreational and sporting interests. Nominated land or property has to satisfy Section 88 of the Localism Act.

More information regarding ACV can be found at through the following link: <https://www.shropshire.gov.uk/community-assets/community-right-to-bid/the-process/>

It is unknown when the artificial bowling green at Lion Quays Leisure Centre was last formally accessed as formal sports provision, however, it is believed to be lapsed. The green was established circa 2009 with the building of Leisure Centre and surrounding facilities.

There is a lapsed crown bowling green located at Moreton Saye Tennis and Bowls Club. Similar to the green at Lion Quays Leisure Centre, it is unknown when it was last formally accessed for bowls. Anecdotal evidence suggests the club which previously used the site, Moreton Saye BC, pulled out of the League due to falling membership. In addition, the land owner (The Village Church) has aspirations to extend its graveyard by using the site where the green is located.

SHROPSHIRE COUNCIL

PLAYING PITCH & OUTDOOR SPORTS STRATEGY

Security of tenure

As seen in Table 7.2 bowling clubs in Shropshire have a variety of differing tenures. Where known through consultation there is a total of 26 clubs that own their site, 27 clubs that rent their site and 13 clubs that lease their site or are in the process of obtaining a lease agreement.

Cheswardine, Worfield, Hadnall, Old Shrewsbury and Weston Rhyn bowling clubs all report they are currently negotiating a long term lease agreement from the relevant landowners.

Consultation indicates all but two clubs, Albert Road BC and Baschurch BC, consider themselves to be secure at their home venue.

As mentioned, Reman Services Sports & Social Club, was sold circa 2017 into private ownership. The current owner is in the process of trying to obtain planning permission to build on the front of the site, including the bowling green. If this occurs Albert Road BC would need to be relocated to new site.

Baschurch BC reports its lease from a private landowner is ending in 2023 with no indication it will be extended. The Club indicates if this agreement cannot be renewed it will be forced to relocate, however, due to the rurality of Shropshire there is a possibility it would not be able to access nearby bowling provision and as a result fold.

Quality

Following a non-technical assessment of crown greens in Shropshire and consultation with the clubs, 43 greens are assessed as good, 48 as standard quality and six as poor quality. The table overleaf summarises crown green quality on a site-by-site basis.⁶⁴

Table 7.3: Summary of crown bowling green quality

Analysis area	Good	Standard	Poor
Central	14	16	1
North East	12	18	1
North West	5	3	3
South	3	1	-
South East	5	7	-
South West	4	3	1
Total	43	48	6

It should be noted that even though the majority of greens across Shropshire are either good or standard quality, they still require substantial levels of dedicated maintenance in order to sustain their quality. Therefore, clubs need to be given support, where necessary, to manage their green quality

In comparison the greens at Cheswardine Parish Council, Clun Bowling Green, Ifton Miners Institute Bowling Green, Crescent Bowling Green and the two greens at Ellesmere Bowling Club are all assessed as poor quality with issues with limited grass cover, poor drainage, signs of wear and tear on the playing surface and evidence of litter and debris.

⁶⁴ See Appendix 3 for the non-technical assessment for bowling greens

SHROPSHIRE COUNCIL

PLAYING PITCH & OUTDOOR SPORTS STRATEGY

The following clubs indicate, through consultation, plans to improve the quality of their greens;

- ◀ Bayston Hill BC (Stanley Parker Playing Fields)
- ◀ Ellesmere BC (Ellesmere Bowling Club)
- ◀ Meole Brace BC (Meole Brace Bowling Club)
- ◀ Newcastle BC (Newcastle Village Hall)
- ◀ Old Shrewsbury BC (Old Shrewsbury Bowls Club)
- ◀ Western Rhyn BC (Western Rhyn Bowling Club)

Flat green quality

Ashford Carbonell Playing Fields is the only poor quality flat green within Shropshire. The key issue for the green is its artificial surface which makes it more difficult to maintain than a natural grass green. As such it suffers from areas of wear and tear and evidence of moss and lichen.

Ancillary facilities

Most clubs which responded to consultation have access to some form of clubhouse/pavilion on site or through an adjoining public house. The quality of these range from purpose built brick pavilions to basic wooden huts and shelters.

It is important to recognise the importance of ancillary provision to bowling clubs. If the facilities onsite are of suitable quantity/quality and meet the players needs this can sustain membership levels. This is acknowledged by BCGBA as it offers potential grants for clubs looking to making ancillary improvements.

BCGBA grants

Provided a club is subscribed to the BCGBA it can apply for a grant a range of ancillary issues, providing it has not already received one in the previous five years. Grants available to clubs include the following:

- ◀ New bowling green
- ◀ New floodlights
- ◀ New Pavilion
- ◀ Irrigation for the bowling green
- ◀ Toilets
- ◀ New Shelter
- ◀ Fencing and paths
- ◀ Extending a bowling green
- ◀ Legal fees to fight a green closure

The table overleaf identifies club comments, through consultation, regarding ancillary provision and what is currently on their site.

SHROPSHIRE COUNCIL

PLAYING PITCH & OUTDOOR SPORTS STRATEGY

Table 7.4: Summary of club ancillary provision comments from consultation

Analysis area	Place plan	Site ID	Site name	Club using site	Clubhouse / Pavilion	Fencing	Kitchen	Spectator seating	Officials room	Showers	Toilets	Shelters	Storage	Comment
Central	Shrewsbury	29	Bicton Village Hall	Bicton BC	✓	✓	✓	✓			✓	✓	✓	Ongoing improvements to surroundings
Central	Shrewsbury	107	Dorrington Village Hall	Dorrington BC	✓	✓	✓				✓	✓		Ongoing installation of irrigation system
Central	Shrewsbury	176	Meole Brace Bowling Club	Meole Brace BC	✓		✓	✓	✓		✓	✓	✓	Improve the quality of onsite toilets
Central	Shrewsbury	205	Old Malt House Memorial Hall	Atcham Malthouse BC	✓	✓	✓	✓			✓	✓	✓	Aspirations to improve electric supply to club house
Central	Shrewsbury	258	Silks Meadow Recreation Ground	Frankwell BC	✓	✓					✓			The Club indicates there are plans by the Town Council to improve the ancillary provision
Central	Shrewsbury	276	Stanley Parker Playing Fields	Bayston Hill BC	✓	✓	✓	✓		✓	✓	✓	✓	Improve quality of surrounding areas (fences/footpaths)
Central	Shrewsbury	284	The Cock Inn	Hanwood BC	✓	✓								Aspirations to improve club house quality
Central	Shrewsbury	297	The Red Lion	Battlefield BC	✓	✓		✓			✓	✓	✓	Aspirations to improve club house quality
Central	Shrewsbury	346	Monkmoor Bowling Club	Monkmoor BC		✓					✓	✓	✓	Submitted planning to improve surrounding hard areas
Central	Shrewsbury	347	Old Shrewsbury Bowling Club	Old Shrewsbury BC	✓	✓	✓		✓		✓		✓	Aspirations to improve club house quality
North East	Market Drayton	170	Market Drayton Bowling Club	Market Drayton BC	✓	✓	✓	✓			✓	✓	✓	Improve disability access to the provision
North East	Wem	54	Butler Sports Centre	Wem BC	✓	✓	✓	✓			✓	✓	✓	Aspirations to improve changing room quality
North East	Wem	124	Hadnall Bowling Green	Hadnall BC	✓	✓					✓			Aspirations to improve club house quality
North East	Wem	323	Whixall Bowling Club	Whixall BC	✓	✓	✓	✓			✓	✓	✓	Ongoing club house improvements including creating a bespoke electricity supply
North East	Whitchurch	39	Bridgewater Bowling Club (Whitchurch)	Bridgewater BC	✓	✓	✓	✓			✓	✓	✓	Ongoing installation of irrigation system
North East	Whitchurch	302	Tilstock Tennis & Bowls Club	Tilstock BC	✓	✓	✓	✓			✓	✓		Aspirations to improve club house quality
North West	Ellesmere	110	Ellesmere Bowling Club	Ellesmere BC	✓	✓	✓	✓			✓	✓	✓	Aspirations to improve club house quality
North West	Oswestry	141	Ifton Miners Institute Bowling Green	Ifton BC	✓	✓	✓	✓				✓	✓	Plans to fundraise for a new pavilion
North West	Oswestry	156	Llanymynech Village Hall	Llanymynech BC	✓		✓	✓			✓	✓	✓	Ongoing construction of new toilet block
North West	Oswestry	354	Weston Rhyn Bowling Green	Weston Rhyn BC	✓	✓		✓				✓	✓	Improve quality of surrounding areas (fences/footpaths)
North West	Oswestry	364	Oswestry Church Bowling Club	Church BC	✓	✓	✓				✓	✓	✓	Aspirations to improve club house quality
South	Cleobury Mortimer	344	Cleobury Mortimer Bowling Club	Cleobury Mortimer BC	✓	✓	✓	✓			✓	✓	✓	Aspirations to improve club house quality
South	Ludlow	163	Ludlow Castle Tennis and Bowls Club	Ludlow Castle BC	✓		✓	✓		✓	✓	✓	✓	Aspirations to improve club house quality
South East	Albrighton	342	Albrighton Bowling Club	Albrighton BC	✓	✓	✓	✓		✓	✓	✓	✓	Aspirations to improve club house quality

SHROPSHIRE COUNCIL
PLAYING PITCH & OUTDOOR SPORTS STRATEGY

Analysis area	Place plan	Site ID	Site name	Club using site	Clubhouse / Pavilion	Fencing	Kitchen	Spectator seating	Officials room	Showers	Toilets	Shelters	Storage	Comment
South East	Highley	61	Chelmarsh Sports & Social Club	Chelmarsh BC	✓	✓	✓	✓	✓	✓	✓	✓	✓	Creation of new club house
South East	Much Wenlock	117	Gaskell Recreation Ground	Much Wenlock BC	✓	✓	✓	✓			✓		✓	Creation of shelter for spectators
South West	Bishop's Castle	81	Clun Bowling Green	Clun BC	✓	✓		✓			✓		✓	Minor improvements to sheds and other storage facilities
South West	Bishop's Castle	337	Worthen Village Hall	Worthen & Brockton BC	✓	✓	✓	✓			✓	✓	✓	Aspirations to improve club house quality

SHROPSHIRE COUNCIL

PLAYING PITCH & OUTDOOR SPORTS STRATEGY

In addition to the above the following clubs indicate the ancillary provision they access at their home sites to be poor quality:

- | | |
|---------------------|----------------------|
| ◀ Abbey BC | ◀ Llanymynech BC |
| ◀ Bishops Castle BC | ◀ Monkmoor BC |
| ◀ Clun BC | ◀ Old Shrewsbury BC |
| ◀ Crescent BC | ◀ Prince of Wales BC |
| ◀ Dorrington BC | ◀ Squirrel BC |
| ◀ Hanwood BC | ◀ Woore BC |
| ◀ Ifton BC | ◀ Ye Olde Crofte BC |

Floodlighting

Most crown greens in Shropshire are serviced by floodlighting. This means there are opportunities to access them for training and matches during evenings outside of the summer months. Floodlit bowling greens are relatively rare across the country and this should therefore be considered as a valuable asset for the sport across the Authority. The following seven sites are not serviced by floodlights, this includes all three flat greens:

- | | |
|---|--|
| ◀ Ashford Carbonell Playing Fields (Flat) | ◀ Lizbeth Close Bowling Green (Crown) |
| ◀ Cae Glass Park (Crown) | ◀ St. Michaels Street Recreation Ground (Flat) |
| ◀ Craven Arms Bowling Club (Crown) | ◀ Wynstay Hotel (Crown) |
| ◀ Lilleshall National Sports & Conferencing Centre (Flat) | |

The following clubs report through consultation they are the process of improving/upgrading their floodlighting provision; Frankwell, Hodnet, Shifnal, Worthen & Brockton, Whittington, Cleobury Mortimer, Bridgewater, Ludlow Castle, Victoria, Wem and Cheswardine.

7.3: Demand

Current demand

Of the 58 clubs playing in Shropshire which responded to consultation requests, membership equates to 3,330 people. This can be seen broken down by club in the table overleaf.

SHROPSHIRE COUNCIL PLAYING PITCH & OUTDOOR SPORTS STRATEGY

Table 7.5: Current club membership for crown bowls clubs in Shropshire

Analysis area	Place plan	Site ID	Site name	Club using site	Senior males	Senior females	Juniors	Total
Central	Pontesbury & Minsterley	218	Pontesbury Playing Fields	Pontesbury BC	-	-	-	-
Central	Pontesbury & Minsterley	292	The Nags Head	-	-	-	-	-
Central	Shrewsbury	15	Bagley Sports and Social Club	Bagley BC	-	-	-	-
Central	Shrewsbury	18	Baschurch Bowling Club	Baschurch BC	27	23	-	50
Central	Shrewsbury	29	Bicton Village Hall	Bicton BC	44	19	-	63
Central	Shrewsbury	60	Saints Recreation Ground	Castlefields BC	-	-	-	-
Central	Shrewsbury	107	Dorrington Village Hall	Dorrington BC	20	10	-	30
Central	Shrewsbury	121	Greenfields Bowling Club	Greenfields BC	-	-	-	-
Central	Shrewsbury	176	Meole Brace Bowling Club	Meole Brace BC	118	25	10	153
Central	Shrewsbury	185	Monkmoor Outdoor Recreation Centre	Abbey BC	27	1	-	28
Central	Shrewsbury	205	Old Malt House Memorial Hall	Atcham Malthouse BC	33	14	2	49
Central	Shrewsbury	231	Reman Services Sports & Social Club	Albert Road BC	30	5	-	35
Central	Shrewsbury	258	Silks Meadow Recreation Ground	Frankwell BC	26	1	-	27
Central	Shrewsbury	259	Unison Club (Column Cricket, Bowls & Tennis Club)	Unison BC	22	2	-	24
Central	Shrewsbury	276	Stanley Parker Playing Fields	Bayston Hill BC	40	14	2	56
Central	Shrewsbury	280	Telepost Sports & Social Club (Abbey Sports Ground)	Telepost BC	32	2	-	34
Central	Shrewsbury	284	The Cock Inn	Hanwood BC	21	7	1	29
Central	Shrewsbury	286	The Grapes	Oxon BC	-	-	-	-
Central	Shrewsbury	294	The Prince of Wales (Bynner Street)	Prince of Wales Hotel BC	40	16	16	72
Central	Shrewsbury	297	The Red Lion	Battlefield BC	47	3	-	50
Central	Shrewsbury	346	Monkmoor Bowling Club	Monkmoor BC	21	-	-	21
Central	Shrewsbury	347	Old Shrewsbury Bowling Club	Old Shrewsbury BC	85	23	-	108
Central	Shrewsbury	349	Prince of Wales Bowling Greens	Prince of Wales BC	-	-	-	-
Central	Shrewsbury	350	Shelton Recreation Ground	Shelton BC	42	17	1	60

SHROPSHIRE COUNCIL

PLAYING PITCH & OUTDOOR SPORTS STRATEGY

Analysis area	Place plan	Site ID	Site name	Club using site	Senior males	Senior females	Juniors	Total
Central	Shrewsbury	363	Crescent Bowling Green	Crescent BC	41	-	-	41
North East	Market Drayton	5	Adderley Village Hall	Adderley BC	50	10	4	64
North East	Market Drayton	63	Cheswardine Parish Council	Cheswardine BC	20	6	-	26
North East	Market Drayton	65	Childs Ercall Bowls Club	Childs Ercall BC	-	-	-	-
North East	Market Drayton	138	Hodnet Social Club	Hodnet BC	36	18	2	56
North East	Market Drayton	170	Market Drayton Bowling Club	Market Drayton BC	30	10	2	42
North East	Market Drayton	191	Mount Lane Bowling Club	Constitutional Club BC	-	-	-	-
North East	Market Drayton	202	Norton in Hales Community Sports Club	Norton in Hales BC	-	-	-	-
North East	Market Drayton	309	Victoria Bowling Club	Victoria BC	42	21	2	65
North East	Market Drayton	327	Wollerton Bowling Green (Mill Rd)	Wollerton BC	24	12	2	38
North East	Market Drayton	333	Woore Bowling Green	Woore BC	38	13	-	51
North East	Wem	54	Butler Sports Centre	Wem BC	30	35	-	65
North East	Wem	124	Hadnall Bowling Green	Hadnall BC	57	34	6	97
North East	Wem	223	Preston Brockhurst Bowling Green	Preston Brockhurst BC	-	-	-	-
North East	Wem	240	Shawbury Bowling Club	Elephant and Castle BC	25	5	2	32
North East	Wem	307	United Services Wem Club	Wem United Services BC	56	5	2	63
North East	Wem	312	Wem Recreation Ground	Wem Albion BC	28	12	-	40
North East	Wem	323	Whixall Bowling Club	Whixall BC	40	32	3	75
North East	Whitchurch	11	Archibald Worthington Club (Whitchurch)	Archibald Worthington BC	-	-	-	-
North East	Whitchurch	12	Ash Magna Bowling & Tennis Club	Ash BC	-	-	-	-
North East	Whitchurch	39	Bridgewater Bowling Club (Whitchurch)	Bridgewater BC	34	11	3	48
North East	Whitchurch	57	Calverhall Cricket Ground	Calverhall BC	25	17	3	45
North East	Whitchurch	62	Chester Road Bowling Club	Chester Road BC	80	50	3	133
North East	Whitchurch	221	Prees Cricket and Recreation Club	Prees BC	53	25	1	79
North East	Whitchurch	302	Tilstock Tennis & Bowls Club	Tilstock BC	30	20	4	54
North East	Whitchurch	318	Whitchurch & District Club	District Club Whitchurch BC	-	-	-	-
North West	Ellesmere	99	Criftins Village Hall and Playing Field	Criftins BC	-	-	-	-
North West	Ellesmere	110	Ellesmere Bowling Club	Ellesmere BC	23	12	9	44
North West	Oswestry	141	Ifton Miners Institute Bowling Green	Ifton BC	50	-	3	53
North West	Oswestry	155	Lizbeth Close Bowling Green	George BC	10	-	-	10

SHROPSHIRE COUNCIL PLAYING PITCH & OUTDOOR SPORTS STRATEGY

Analysis area	Place plan	Site ID	Site name	Club using site	Senior males	Senior females	Juniors	Total
North West	Oswestry	155	Lizbeth Close Bowling Green	Ye Olde Crofte BC	23	9	-	32
North West	Oswestry	156	Llanymynech Village Hall	Llanymynech BC	40	5	-	45
North West	Oswestry	322	Whittington Cricket & Bowling Club	Whittington BC	30	20	2	52
North West	Oswestry	339	Wynstay Hotel	-	-	-	-	-
North West	Oswestry	354	Weston Rhyn Bowling Green	Weston Rhyn BC	47	8	-	55
North West	Oswestry	364	Oswestry Church Bowling Club	Church BC	50	28	2	80
South	Cleobury Mortimer	344	Cleobury Mortimer Bowling Club	Cleobury Mortimer BC	62	37	-	99
South	Ludlow	163	Ludlow Castle Tennis and Bowls Club	Ludlow Castle BC	90	40	8	138
South	Ludlow	166	Ludlow Cricket Ground	Burway BC	-	-	-	-
South East	Albrighton	342	Albrighton Bowling Club	Albrighton BC	30	16	2	48
South East	Bridgnorth	40	Bridgnorth Bowls, Cricket & Hockey Club	Bridgnorth BC	79	37	-	116
South East	Bridgnorth	55	Bylet Bowling Club	Bylet BC	64	16	-	80
South East	Bridgnorth	104	Davenport Park	Worfield BC	45	15	-	60
South East	Bridgnorth	351	Squirrel Bowling Green	Squirrel BC	37	29	-	66
South East	Bridgnorth	352	Stockton Bowling Club	Stockton BC	-	-	-	-
South East	Broseley	330	Broseley Social Club	Broseley BC	25	23	-	48
South East	Highley	61	Chelmarsh Sports & Social Club	Chelmarsh BC	23	17	1	41
South East	Highley	238	Severn Centre	Highley Miners Welfare BC	-	-	-	-
South East	Much Wenlock	117	Gaskell Recreation Ground	Much Wenlock BC	29	7	-	36
South East	Shifnal	224	Priorslee Road	Shifnal BC	36	30	21	87
South West	Bishop's Castle	59	Castle Hotel Bowls Club	Bishops Castle BC	27	3	3	33
South West	Bishop's Castle	81	Clun Bowling Green	Clun BC	16	15	-	31
South West	Bishop's Castle	198	Newcastle Village Hall (Mill Road)	Newcastle on Club BC	15	3	3	21
South West	Bishop's Castle	337	Worthen Village Hall	Worthen & Brockton BC	18	14	2	34
South West	Bishop's Castle	343	Chirbury Bowling Club	Chirbury BC	-	-	-	-
South West	Bishop's Castle	345	Clungunford Bowling Club	Clungunford BC	12	6	-	18
South West	Church Stretton	70	Church Stretton Park Playing Fields	Church Stretton Womens BC	-	-	-	-
South West	Craven Arms	96	Craven Arms Bowling Club	Craven Arms BC	-	-	-	-
Total					2,295	908	127	3,330

SHROPSHIRE COUNCIL PLAYING PITCH & OUTDOOR SPORTS STRATEGY

As seen in the table below the North East Analysis Area has the most amount of demand in Shropshire with 32%, this is closely followed by the Central Analysis Area with 28%.

Table 7.6: Summary of current demand

Analysis area	Senior males	Senior females	Junior	Total
Central	716	182	32	930
North East	698	336	39	1,073
North West	273	82	16	371
South	152	77	8	237
South East	368	190	24	582
South West	88	41	8	137
Total	2,295	908	127	3,330

Future demand

Both BCGBA and Shropshire Crown Green Bowls Association (SCGBA) are actively working to negate the stereotype that Bowls as a sport is for the older generation. They are taking active steps at a County and National level to encourage younger players. The future growth for the sport is therefore in a state of flux due to the growing professionalism of the national governing body.

In addition, the table below identifies a substantial amount of future demand expressed by clubs through consultation.

Table 7.7: Club future demand aspirations

Club name	Senior	Junior	Total
Albert Road BC	20	20	40
Atcham Malthouse BC	-	10	10
Baschurch BC	10	10	20
Battlefield BC	5	-	5
Bayston Hill BC	5	5	10
Bicton BC	10	10	20
Bishops Castle BC	4	-	4
Bridgwater BC	10	10	20
Chester Road BC	10	10	20
Cheswardine BC	10	4	14
Cleobury Mortimer BC	10	10	20
Dorrington BC	10	10	20
Ellesmere BC	12	8	20
Frankwell BC	2	-	2
Hodnet BC	5	5	10
Market Drayton BC	10	15	25
Meole Brace BC	10	10	20
Much Wenlock BC	5	10	15
Old Shrewsbury BC	20	20	40
Shifnal BC	20	20	40
Squirrel BC	20	10	30
Tilstock BC	6	4	10

SHROPSHIRE COUNCIL PLAYING PITCH & OUTDOOR SPORTS STRATEGY

Club name	Senior	Junior	Total
Wem Albion BC	5	4	9
Weston Rhyn BC	5	4	9
Whixall BC	10	5	15
Wollerton BC	8	-	8
Worthen & Brockton BC	-	6	6
Ye Olde Crofte BC	10	10	20
Total	252	230	482

Where quantified through consultation, clubs report ambitions for an additional 252 senior and 230 junior members across Shropshire.

In addition, Elephant & Castle, Calverhall, Wem United Services, Church, Newcastle, Prees, Bridgnorth, Hanwood, Whittingham, Clungunford bowling clubs all report aspirations to increase participation, however, do not quantify a specific amount.

Latent demand

Latent demand refers to potential demand; individuals who would like to participate within the sport but do not do so. This can be for a variety of reasons including a lack provision or appropriate facilities. The following clubs indicate through consultation they would be able to field addition teams if they had access to another green at their home venue:

- ◆ Albert Road BC
- ◆ Albrighton BC
- ◆ Battlefield BC
- ◆ Bicton BC
- ◆ Bridgnorth BC
- ◆ George BC
- ◆ Prince of Wales Hotel BC
- ◆ Shifnal BC
- ◆ Weston Rhyn BC
- ◆ Whittington BC

This being said, none of bowling clubs in Shropshire report operating at capacity, with all clubs willing to accept new members. As such, it is considered that anyone within Shropshire that would like to start participating could so at the clubs and greens already in existence.

Sport England's Market Segmentation Tool enables an analysis of 'the percentage of adults that would like to participate in bowls within Shropshire but are not currently doing so'. The tool identifies latent demand of 574 people.

7.5: Supply and demand analysis

Capacity is very much dependent on the leagues and the day that they operate. A green may have no spare capacity on an afternoon or evening when a popular league operates.

All other time periods that are not used for League matches can be available for social bowling or, more often than not, used for practice by club members throughout the week. This demand is unquantifiable as participants can use the greens as often or as little as they deem necessary.

Clubs are considered viable as long as they have the appropriate levels of membership to sustain their bowling green and accompanying ancillary facilities. Therefore, clubs that have lower levels of participation in comparison to the remaining clubs within the Authority may have issues maintaining their provision.

SHROPSHIRE COUNCIL PLAYING PITCH & OUTDOOR SPORTS STRATEGY

Seven clubs indicate through consultation they are operating below or close to 20 members, these are George BC, Cheswardine BC, Abbey BC, Unison BC, Hanwood BC, Monkmoor BC, Clungunford BC. These clubs need to be monitored to ensure membership figures do not decrease to a level where they cannot effectively maintain green and ancillary provision quality.

Conversely those clubs which have a substantial level of demand also need to be monitored to ensure they have the appropriate quantity /quality of provision. The below clubs all have at least 60 members and should be consulted with regularly to ensure their provision is suitable for their level of demand:

- | | |
|------------------------|----------------------------|
| ◀ Adderley BC | ◀ Meole Brace BC |
| ◀ Bicton BC | ◀ Prees BC |
| ◀ Bylet BC | ◀ Prince of Wales Hotel BC |
| ◀ Bridgnorth BC | ◀ Shifnal BC |
| ◀ Chester Road BC | ◀ Squirrel BC |
| ◀ Church BC | ◀ Victoria BC |
| ◀ Cleobury Mortimer BC | ◀ Wem BC |
| ◀ Church BC | ◀ Wem United Services BC |
| ◀ Hadnall BC | ◀ Whixall BC |
| ◀ Ludlow Castle BC | ◀ Worfield BC |
| ◀ Old Shrewsbury BC | |

All clubs are willing to accept new members. As such, it is considered that anyone within Shropshire that would like to start participating could do so at the clubs and greens already in existence. This means there is enough supply of greens within the Authority.

As there is no evidence to suggest a need for new bowling greens in Shropshire, the priority should be based on supporting existing clubs improve their facilities.

Several clubs in Shropshire aspire to improve their ancillary offering, and therefore, achieving this will likely be the most beneficial action to bowls. Further to this, improving the quality of existing bowling greens, which are not good quality, will likely improve the capacity for provision to accommodate increase levels of demand. In particular clubs that are going to be impacted by housing growth should be acknowledged as demand at these clubs will likely increase. This will be examined in greater detail in the proceeding Strategy & Action Plan.

Bowls summary

- ▶ **Clubs are considered viable as long as they have the appropriate levels of membership to sustain their bowling green and accompanying ancillary facilities. Therefore, clubs that have lower levels of participation in comparison to the remaining clubs within the Authority may have issues maintaining their provision.**
- ▶ There are 97 crown bowling greens in Shropshire located across 82 sites and three flat bowling greens across three sites. All of which are available for community use.
- ▶ Shropshire is also serviced by a good quality six rink indoor bowling centre at Shrewsbury Sports Village.
- ▶ Where known through consultation there is a total of 26 clubs that own their site, 27 clubs that rent their site and 13 clubs that lease their site or are in the process of obtaining a lease agreement.
- ▶ There is a potential for the crown green at Reman Services Sports & Social Club to be lost through development.
- ▶ In total 28 clubs through consultation report aspirations to improve ancillary provision at their home site. In addition, 12 clubs report accessing poor quality ancillary provision.
- ▶ There are seven sites are not serviced by floodlights, this includes all three flat greens.
- ▶ Following a non-technical assessment of greens in Shropshire and consultation with the Clubs, 43 greens are assessed as good, 48 as standard quality and six as poor quality.
- ▶ The greens at Cheswardine Parish Council, Clun Bowling Green, Ifton Miners Institute Bowling Green, Crescent Bowling Green and the two greens at Ellesmere Bowling Club are all assessed as poor quality.
- ▶ The following clubs report through consultation they are the process of improving / upgrading their floodlighting provision; Hodnet, Shifnal, Worthen & Brockton, Whittington, Cleobury Mortimer, Bridgewater, Ludlow Castle, Victoria, Wem and Cheswardine.
- ▶ Of the 58 clubs playing in Shropshire which responded to consultation requests, membership equates to 3,330 people.
- ▶ Where quantified through consultation, clubs report ambitions for an additional 252 senior members and 230 junior members across Shropshire.

PART 8: TENNIS

8.1: Introduction

The Lawn Tennis Association (LTA) is the organisation responsible for the governance of tennis and administers the sport locally across Shropshire. The LTA has recently restructured its strategic approach to target a number of national focus areas, with a priority on developing the sport at park sites.

Consultation

There are 30 tennis clubs identified in Shropshire, of these, 23 replied to an online survey, resulting in an 77% response rate.

8.2: Supply

There are 285 tennis courts identified in Shropshire across 84 sites, with 205 of these being available for community use across 61 sites. In comparison 80 courts across 23 sites are unavailable for community use. All unavailable courts are located at either education, MOD or commercially managed sites.

Table 8.1: Summary of tennis courts across Shropshire

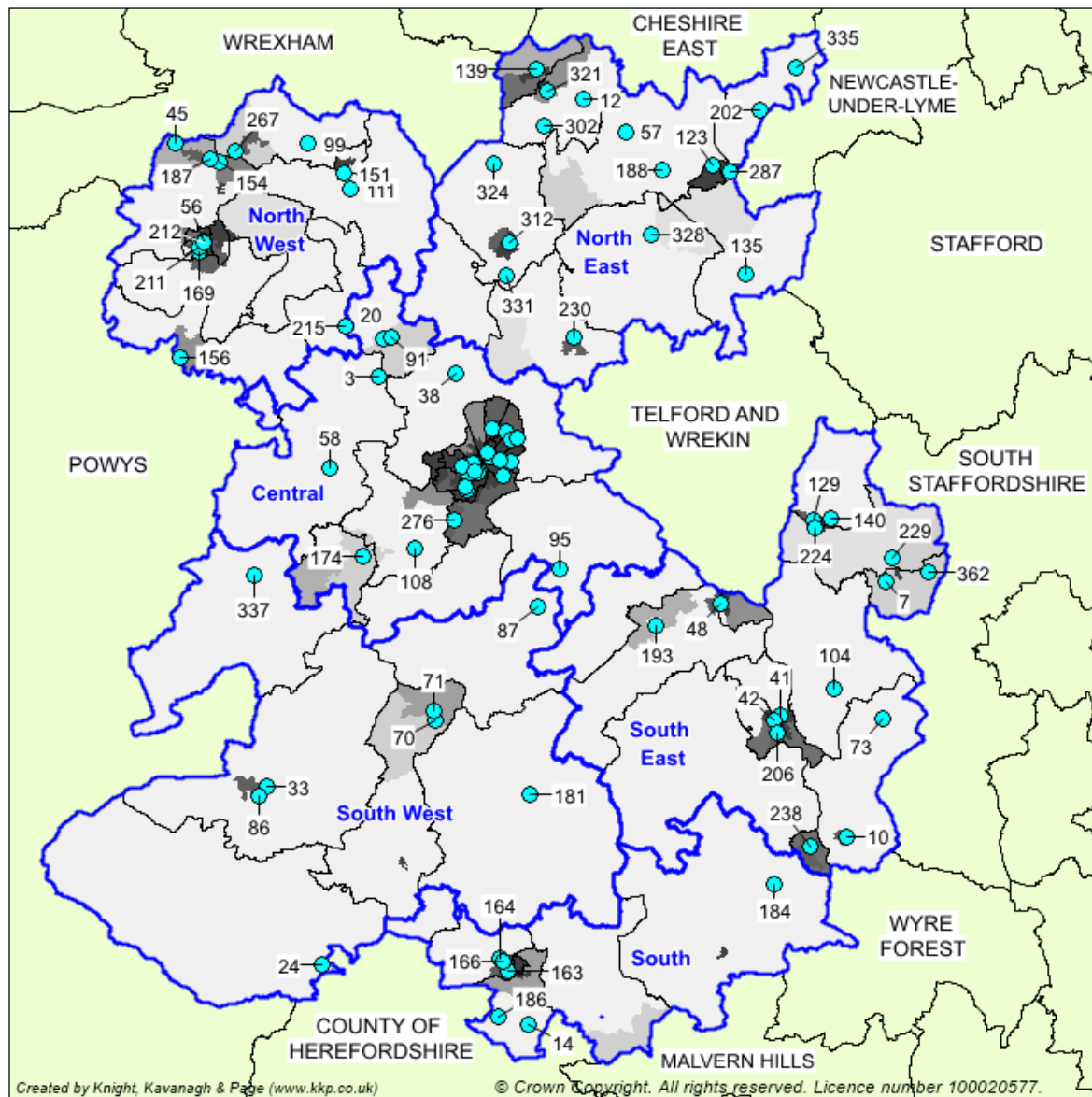
Analysis area	Number of courts available for community use	Number of courts unavailable for community use	Total
Central	67	31	98
North East	31	5	36
North West	38	19	57
South	27	1	28
South East	23	8	31
South West	19	16	35
Total	205	80	285

As seen in the table above, the highest number of courts are found in the Central Analysis Area, whilst the fewest number found in the South Analysis Area which accommodates 28 courts.

For the purposes of this report, availability for community use refers to courts in public, voluntary, private or commercial ownership or management recorded as being available for hire by individuals, teams or clubs. This also includes availability for social use and pay and play.

SHROPSHIRE COUNCIL PLAYING PITCH & OUTDOOR SPORTS STRATEGY

Figure 8.1: Summary of tennis courts in Shropshire



SHROPSHIRE COUNCIL

PLAYING PITCH & OUTDOOR SPORTS STRATEGY

Table 8.2: Summary of provision site by site

Analysis area	Place plan	Site ID	Site name	Management	Community club /users	Available for community use?	No. of courts	Floodlit?	Court type
Central	Pontesbury & Minsterley	174	Mary Webb School and Science College	Education	-	No	2	No	Macadam
Central	Shrewsbury	3	Adcote School for Girls	Education	-	No	3	No	Macadam
Central	Shrewsbury	20	Baschurch Tennis Club	Sports club	Baschurch TC	Yes	2	Yes	Macadam
Central	Shrewsbury	27	Belvidere School	Education	-	No	4	No	Macadam
Central	Shrewsbury	38	Bomere Heath Tennis Club	Parish council	-	Yes	2	Yes	Macadam
Central	Shrewsbury	58	Castle Country Club	Commercial	-	No	3	No	Macadam
Central	Shrewsbury	60	Saints Recreation Ground	Town council	-	Yes	2	No	Grass
Central	Shrewsbury	91	Corbet School	Education	-	Yes	4	No	Macadam
Central	Shrewsbury	95	Cound Tennis Club	Sports club	Cound TC	Yes	2	Yes	Shale
Central	Shrewsbury	95	Cound Tennis Club	Sports club	Cound TC	Yes	2	Yes	Macadam
Central	Shrewsbury	108	Douglas Swire Memorial Hall	Community organisation	Longden TC	Yes	2	Yes	Macadam
Central	Shrewsbury	120	The Grange Sports Centre	Education	-	Yes	4	No	Macadam
Central	Shrewsbury	185	Monkmoor Outdoor Recreation Centre	Town council	-	Yes	2	No	Macadam
Central	Shrewsbury	185	Monkmoor Outdoor Recreation Centre	Town council	-	Yes	3	Yes	Macadam
Central	Shrewsbury	222	Prestfelde Preparatory School	Education	-	Yes	3	No	Macadam
Central	Shrewsbury	233	Roman Road Sports Centre (Meole Brace School)	Council		Yes	4	No	Macadam
Central	Shrewsbury	247	Shrewsbury Academy	Education	-	No	3	No	Macadam
Central	Shrewsbury	251	Shrewsbury Lawn Tennis Club	Sports club	Shrewsbury LTC	Yes	5	Yes	Macadam
Central	Shrewsbury	251	Shrewsbury Lawn Tennis Club	Sports club	Shrewsbury LTC	Yes	6	No	Grass
Central	Shrewsbury	253	Shrewsbury School	Education	-	No	8	No	Macadam
Central	Shrewsbury	253	Shrewsbury School	Education	-	No	6	No	Artificial ⁶⁵
Central	Shrewsbury	255	Shrewsbury Sports Village	Council	-	Yes	4	Yes	Macadam
Central	Shrewsbury	258	Silks Meadow Recreation Ground	Town Council	-	Yes	2	No	Grass
Central	Shrewsbury	274	St. Michaels Street Recreation Ground	Town Council	-	Yes	1	No	Grass
Central	Shrewsbury	276	Stanley Parker Playing Fields	Parish council	-	Yes	1	Yes	Macadam
Central	Shrewsbury	295	The Priory School	Education	-	No	2	No	Macadam
Central	Shrewsbury	298	The Shrewsbury Club	Sports club	The Shrewsbury Club	Yes	2	No	Clay
Central	Shrewsbury	298	The Shrewsbury Club	Sports club	The Shrewsbury Club	Yes	4	Yes	Macadam
Central	Shrewsbury	303	Town Walls Tennis Club	Sports club	Town Walls TC	Yes	3	Yes	Macadam
Central	Shrewsbury	329	Woodfield Tennis Club	Sports club	Woodfield TC	Yes	5	Yes	Macadam
Central	Shrewsbury	366	Shrewsbury High School	Education	-	Yes	2	Yes	Artificial
North East	Market Drayton	123	Greenfields Sports Ground	Town council	Market Drayton TC	Yes	3 ⁶⁶	Yes	Macadam
North East	Market Drayton	135	Hinstock Recreation Ground	Parish council		Yes	1	Yes	Macadam
North East	Market Drayton	135	Hinstock Recreation Ground	Parish council	Hinstock TC	Yes	2	Yes	Macadam
North East	Market Drayton	188	Moreton Saye Tennis and Bowls	Parish council	-	Yes	1	Yes	Macadam
North East	Market Drayton	202	Norton in Hales Community Sports Club	Community organisation	Norton in Hales TC	Yes	2	No	Grass
North East	Market Drayton	287	The Grove School	Education	-	Yes	3	No	Macadam
North East	Market Drayton	328	Wollerton Tennis Courts	Sports club	Wollerton TC	Yes	2	Yes	Artificial

⁶⁵ Tennis courts are overmarked onto a full size floodlit hockey suitable AGP.

⁶⁶ Two of the senior courts are overmarked for junior tennis

SHROPSHIRE COUNCIL

PLAYING PITCH & OUTDOOR SPORTS STRATEGY

Analysis area	Place plan	Site ID	Site name	Management	Community club /users	Available for community use?	No. of courts	Floodlit?	Court type
North East	Market Drayton	335	Woore Tennis Club	Sports club	Woore TC	Yes	2	Yes	Macadam
North East	Wem	230	RAF Shrewsbury	MOD	-	No	3	No	Macadam
North East	Wem	312	Wem Recreation Ground	Sports club	Wem TC	Yes	1	No	Macadam
North East	Wem	312	Wem Recreation Ground	Sports club	Wem TC	Yes	3	Yes	Macadam
North East	Wem	324	Whixall C of E Primary School	Education	-	No	1	No	Macadam
North East	Wem	331	Woodlands School	Education	-	No	1	No	Macadam
North East	Whitchurch	12	Ash Magna Bowling & Tennis Club	Parish council	-	Yes	1	No	Macadam
North East	Whitchurch	57	Calverhall Cricket Ground	Parish council	-	Yes	2	Yes	Artificial
North East	Whitchurch	139	Hollies Tennis Club	Sports club	Hollies TC	Yes	3	Yes	Macadam
North East	Whitchurch	302	Tilstock Tennis & Bowls Club	Sports club	Tilstock TC	Yes	2	Yes	Grass
North East	Whitchurch	321	Whitchurch Sports & Leisure Centre / Sir John Talbot's School	Education	-	Yes	4	No	Macadam
North West	Ellesmere	99	Criftins Village Hall and Playing Field	Community organisation	Criftins TC	Yes	2	Yes	Macadam
North West	Ellesmere	111	Ellesmere College	Education	-	Yes	6	Yes	Macadam
North West	Ellesmere	151	Lakelands Academy	Education	-	No	3	Yes	Macadam
North West	Oswestry	45	Brookside Leisure Park	Commercial	-	Yes	1	No	Macadam
North West	Oswestry	56	Cae Glass Park	Community organisation	Oswestry Team Tennis	Yes	3	Yes	Artificial
North West	Oswestry	56	Cae Glass Park	Community organisation	Oswestry Team Tennis	Yes	3 ⁶⁷	Yes	Artificial
North West	Oswestry	56	Cae Glass Park	Town council	-	Yes	2	No	Macadam
North West	Oswestry	154	Lion Quays Leisure Club	Commercial	-	No	3	Yes	Macadam
North West	Oswestry	156	Llanymynech Village Hall	Community organisation	Llanymynech TC	Yes	2	No	Macadam
North West	Oswestry	169	Marches School	Education	-	No	4	No	Macadam
North West	Oswestry	187	Moreton Hall School	Education	-	Yes	3	Yes	Macadam
North West	Oswestry	187	Moreton Hall School	Education	-	Yes	3	No	Macadam
North West	Oswestry	211	Oswestry School	Education	-	Yes	6	Yes	Artificial ⁶⁸
North West	Oswestry	212	Oswestry Tennis Club	Sports club	Oswestry TC	Yes	2	Yes	Macadam
North West	Oswestry	212	Oswestry Tennis Club	Sports club	Oswestry TC	Yes	2 ⁶⁹	Yes	Macadam
North West	Oswestry	215	Packwood Haugh School	Education	-	No	1	No	Grass
North West	Oswestry	215	Packwood Haugh School	Education	-	No	2	Yes	Macadam
North West	Oswestry	215	Packwood Haugh School	Education	-	No	6	Yes	Artificial ⁷⁰
North West	Oswestry	267	St Martins School	Education	-	Yes	2	No	Macadam
South	Cleobury Mortimer	184	Moffats School	Education	-	No	1	No	Macadam
South	Ludlow	14	Ashford Carbonell Playing Fields	Parish council	-	Yes	1	No	Macadam
South	Ludlow	163	Ludlow Tennis and Bowls Club	Sports club	Ludlow Castle TC	Yes	2	Yes	Clay
South	Ludlow	163	Ludlow Tennis and Bowls Club	Sports club	Ludlow Castle TC	Yes	2	Yes	Artificial
South	Ludlow	163	Ludlow Tennis and Bowls Club	Sports club	Ludlow Castle TC	Yes	1	No	Artificial
South	Ludlow	164	Ludlow Church of England School	Education	-	No	4	Yes	Macadam
South	Ludlow	166	Ludlow Cricket Ground	Sports club	-	Yes	2	No	Macadam
South	Ludlow	186	Moor Park School	Education	-	Yes	2	Yes	Macadam
South East	Albrighton	7	Albrighton Cricket Club	Sports club	Albrighton TC	Yes	1	No	Artificial
South East	Albrighton	7	Albrighton Cricket Club	Sports club	Albrighton TC	Yes	2	Yes	Artificial
South East	Albrighton	229	RAF Cosford School of Physical Training	MOD	-	No	4	No	Macadam

⁶⁷ Dedicated mini courts

⁶⁸ Tennis courts are overmarked onto a full size floodlit hockey suitable AGP.

⁶⁹ Dedicated mini tennis courts

⁷⁰ Tennis courts are overmarked onto a full size floodlit hockey suitable AGP.

SHROPSHIRE COUNCIL
PLAYING PITCH & OUTDOOR SPORTS STRATEGY

Analysis area	Place plan	Site ID	Site name	Management	Community club /users	Available for community use?	No. of courts	Floodlit?	Court type
South East	Albrighton	362	Birchfield School	Education	-	No	3	Yes	Artificial ⁷¹
South East	Bridgnorth	10	Alveley Recreation Ground	Community organisation	Alveley TC	Yes	3	Yes	Macadam
South East	Bridgnorth	41	Bridgnorth Endowed School	Education	-	Yes	9	No	Macadam
South East	Bridgnorth	42	Bridgnorth Lawn Tennis Club	Sports club	Bridgnorth TC	Yes	4	Yes	Artificial
South East	Bridgnorth	73	Claverley Tennis Club	Trust	Claverley TC	Yes	2	Yes	Macadam
South East	Bridgnorth	104	Davenport Park	Sports club	Worfield TC	Yes	2	Yes	Artificial
South East	Bridgnorth	206	Oldbury Wells School	Education	-	Yes	4	No	Macadam
South East	Broseley	48	Broseley Tennis Club	Sports club	Broseley TC	Yes	3	Yes	Macadam
South East	Highley	238	Severn Centre	Trust	-	Yes	3	Yes	Macadam
South East	Much Wenlock	193	Much Wenlock Leisure Centre (William Brookes School)	Town Council		Yes	4	Yes	Macadam
South East	Shifnal	129	Haughton Hall Health Club	Private	-	No	1	No	Macadam
South East	Shifnal	140	Idsall Sports Centre / Idsall School	Council	Shifnal TC	Yes	5	Yes	Artificial
South East	Shifnal	140	Idsall Sports Centre / Idsall School	Council	Shifnal TC	Yes	3	Yes	Macadam
South East	Shifnal	140	Idsall Sports Centre / Idsall School	Council	Shifnal TC	Yes	2	Yes	Macadam ⁷¹
South East	Shifnal	224	Priorslee Road	Sports club	Shifnal TC	Yes	3	Yes	Macadam
South West	Bishop's Castle	24	Bedstone College	Education	-	No	2	No	Macadam
South West	Bishop's Castle	33	Bishops Castle Tennis Club	Sports club	Bishops Castle TC	Yes	1	No	Artificial
South West	Bishop's Castle	33	Bishops Castle Tennis Club	Sports club	Bishops Castle TC	Yes	2	Yes	Macadam
South West	Bishop's Castle	86	Community College Bishops Castle	Education	-	No	2	No	Macadam
South West	Bishop's Castle	337	Worthen Village Hall	Community organisation	Worthen TC	Yes	1	No	Macadam
South West	Church Stretton	70	Church Stretton Park Playing Field	Parish council	Church Stretton TC	Yes	3	No	Macadam
South West	Church Stretton	71	Church Stretton School	Education	-	No	5	No	Macadam
South West	Church Stretton	87	Concord College	Education	-	No	3	Yes	Macadam
South West	Craven Arms	181	Millichope Park	Commercial	-	Yes	1	No	Artificial
South West	Craven Arms	181	Millichope Park	Commercial	-	Yes	1	No	Macadam

⁷¹ Tennis courts are overmarked onto a small size floodlit hockey suitable AGP.

SHROPSHIRE COUNCIL

PLAYING PITCH & OUTDOOR SPORTS STRATEGY

Loss of provision

Market Drayton TC reports Greenfields Sports Ground has been identified in the Neighbourhood Local Plan for potential housing development. The site is leased from Market Drayton Town Council to the Market Drayton Sports Association which consists of Market Drayton TC, Market Drayton Town FC, Market Drayton Tigers FC and Market Drayton RFC. Each club has its own clubhouse and pitch provision to accommodate demand.

For Market Drayton TC this equates to three floodlit macadam courts and accompanying ancillary provision. The proceeding Strategy & Action Plan document will identify the extent of mitigation required if the site were to be lost for housing.

Ludlow Cricket Ground, circa 2009, had a total of two grass, two macadam and one shale tennis court, however, the two grass and one shale court have not been maintained as usable provision for approximately a decade. This means that the site only currently hosts two macadam courts. It is unknown why this provision stopped being maintained although it is likely due to reduced levels of demand or finances.

Unison Club (Column Cricket, Bowls & Tennis Club) previously accommodated two macadam tennis courts, however, non-technical site assessments found the area was currently being utilised for additional car parking.

The Priory School has recently developed additional classroom space on two of its four tennis courts. It has mitigated this loss with the refurbishment of two dedicated floodlit netball courts.

There are two disused clay courts located at The Shrewsbury Club which are not floodlit. Shropshire Tennis reports there has been a planning application (20/01893/FUL) submitted to build an air dome over these courts which would also be converted into an acrylic surface. In addition, floodlights are planned to be installed on the existing clay courts to maximise their usage. These too are also planned to be resurfaced to either an artificial clay or hardcourt surface to give all year round access.

This planned enhancement of tennis provision is due as mitigation from the loss of two of the four macadam tennis courts on the site from planned expansion from the Spa and Health and Fitness provision at The Shrewsbury Club.

In addition, there are four lapsed macadam tennis courts at Shrewsbury Colleges (Former Wakeman School Site). Based on satellite imagery the site was last formally used circa 2010.

Indoor provision

In addition to the outdoor provision there are also 12 indoor courts across three sites: Ellesmere College (North West), Oswestry School (North West) and The Shrewsbury Club (Central).

The former site has four new good quality acrylic indoor courts that are used extensively for curricular and extracurricular activities in addition to wider community use. Comparatively, Oswestry School has recently built (2018) an indoor sports facility that includes two permanent indoor acrylic tennis courts.

The Shrewsbury Club has six good indoor acrylic quality courts that are used by a variety of different users including junior tennis coaching, adult tennis coaching, wheelchair tennis, social sessions and international/LTA registered events.

SHROPSHIRE COUNCIL

PLAYING PITCH & OUTDOOR SPORTS STRATEGY

Ownership and management

The table below identifies the management at club sites where known through consultation.

Table 8.3: Summary of management at club sites

Site ID	Site name	Analysis area	Community club	Management
7	Albrighton Cricket Club	South East	Albrighton TC	Freehold
10	Alveley Recreation Ground	South East	Alveley TC	Rent from Community Organisation
20	Baschurch Tennis Club	Central	Baschurch TC	Freehold
33	Bishops Castle Tennis Club	South West	Bishops Castle TC	Freehold
42	Bridgnorth Lawn Tennis Club	South	Bridgnorth TC	Unknown
48	Broseley Tennis Club	South East	Broseley TC	Freehold
56	Cae Glass Park	North West	Oswestry Team Tennis	Lease from Town Council
70	Church Stretton Park Playing Field	South West	Church Stretton TC	Rent from Parish Council
73	Claverley Tennis Club	South	Claverley TC	Freehold
95	Cound Tennis Club	Central	Cound TC	Rent from private landowners
99	Criftins Village Hall and Playing Field	North West	Criftins TC	Rent from Parish Council
104	Davenport Park	South	Worfield TC	Unknown
108	Douglas Swire Memorial Hall	Central	Longden TC	Lease from Douglas Swire Memorial Hall
123	Greenfields Sports Ground	North East	Market Drayton TC	Rent from Council
135	Hinstock Recreation Ground	North East	Hinstock TC	Rent from Parish Council
139	Hollies Tennis Club	North East	Hollies TC	Freehold
156	Llanymynech Village Hall	North West	Llanymynech TC	Rent from King George V Playing Fields Trust
163	Ludlow Tennis and Bowls Club	South West	Ludlow Castle TC	Freehold
202	Norton in Hales Community Sports Club	North East	Norton in Hales TC	Lease from Community organisation
212	Oswestry Tennis Club	North West	Oswestry TC	Lease from Oswestry School
224	Priorslee Road	South East	Shifnal TC	Lease from Shifnal CC
251	Shrewsbury Lawn Tennis Club	Central	Shrewsbury LTC	Lease from Shrewsbury Horticultural Society
298	The Shrewsbury Club	Central	The Shrewsbury Club	Freehold
302	Tilstock Tennis & Bowls Club	North East	Tilstock TC	Freehold
303	Town Walls Tennis Club	Central	Town Walls TC	Unknown
312	Wem Recreation Ground	North East	Wem TC	Unknown
328	Wollerton Tennis Courts	North East	Wollerton TC	Freehold
329	Woodfield Tennis Club	Central	Woodfield TC	Unknown

SHROPSHIRE COUNCIL

PLAYING PITCH & OUTDOOR SPORTS STRATEGY

Site ID	Site name	Analysis area	Community club	Management
335	Woore Tennis Club	North East	Woore TC	<i>Unknown</i>
337	Worthen Village Hall	South West	Worthen TC	Rent from Community organisation

In total two clubs, Criftins TC and Market Drayton TC, report a potential issue with onsite tenure with all remaining clubs considering themselves to be secure at their home venue. The former club indicates Criftins Village Hall and Playing Field is owned in trust by Ellesmere Rural Parish Council. It anecdotally suggests the Parish Council has had periods of financial difficulty which has led to a concern regarding its future.

As mentioned above, Greenfields Sports Ground, home to Market Drayton TC, has been identified in the Neighbourhood Local Plan for potential housing development. Timescales for the project are unknown which has led the Club to limit its investment in its current facilities.

Most of the remaining courts are predominately managed either through the local authority, parish/town councils or by schools.

Table 8.4: Courts available for community use by ownership

Commercial / Private	Community organisation / Trust	Council	Parish / Town council	Sports club	Education
3	23	18	33	73	55

Floodlighting

Floodlit courts enable use throughout the year and are identified by the LTA as being particularly key priority for growing participation nationally. The LTA reports that floodlights allow for a 35% increase in available courts time on an annual basis.

In Shropshire, most clubs are serviced by some level of floodlit provision, with 73 floodlit courts existing across all club sites. However, Church Stretton TC and Llanymynech TC not have access to floodlit provision at their home site.

Church Stretton TC indicates plans to install floodlighting on its courts, however, it has not secured funding to implement the enhancements. In comparison Llanymynech TC reports no demand for floodlights at Llanymynech Village Hall.

In addition, Worfield TC and Church Stretton TC report floodlighting at Davenport Park and Church Stretton Playing Fields, respectively, need refurbishing.

In contrast, 39% of community accessible non club courts are floodlit. This is generally quite high in comparison to most local authorities. It should be noted the LTA is currently working to strategically assess its stock of courts and implement different ways in which they can be developed which includes the installation of floodlighting.

Court type

Most community available courts in Shropshire have a macadam surface (72%). The estimated lifespan of a macadam court is ten years, depending on levels of use and maintenance levels. To ensure courts can continue to be used beyond this time frame, it is

SHROPSHIRE COUNCIL

PLAYING PITCH & OUTDOOR SPORTS STRATEGY

recommended that a sinking fund is put into place for eventual refurbishment. The LTA reports that this should cost £1,200 a year per macadam court (which includes on-going maintenance costs). In comparison it indicates an approximate sinking fund of £1,800 needed to refurbish an artificial court surface or one floodlit macadam court.

The remaining courts have either an artificial turf surface (sand-based / tiger turf), clay-based or grass. Such provision generally allows for greater levels of access, especially during inclement weather spells, as well as requiring less frequent maintenance. Nevertheless, the cost of resurfacing the courts is more expensive despite the lifespan being similar.

Table 8.5: Summary of court type at community available sites

Analysis area	Macadam	Grass	Artificial	Clay / Shale
Central	50	11	2	4
North East	23	4	4	-
North West	26	-	12	-
South	21	-	6	-
South East	15	-	8	-
South West	12	-	5	2
Total	147	15	37	6

Quality

Following a non-technical assessment, of the 205 community available courts, 97 were assessed as good quality, 68 as standard quality and 40 as poor quality.⁷²

Table 8.6: Summary of community available court quality

Analysis area	Good	Standard	Poor
Central	30	29	8
North East	11	14	6
North West	26	6	6
South	9	5	13
South East	13	5	5
South West	8	9	2
Total	97	68	40

Poor quality community available courts are located at the following 13 sites:

- ◀ Bridgnorth Endowed School
- ◀ Brookside Leisure Park
- ◀ Cae Glass Park
- ◀ Hinstock Recreation Ground
- ◀ Idsall Sports Centre/Idsall School
- ◀ Monkmoor Outdoor Recreation Centre
- ◀ Moreton Saye Tennis and Bowls
- ◀ Norton in Hales Community Sports Club
- ◀ Oldbury Wells School
- ◀ Roman Road Sports Centre
- ◀ Silks Meadow Recreation Ground
- ◀ St Martins School
- ◀ The Grove School

Shifnal TC indicates it has previously accessed courts at Idsall Sports Centre/Idsall School as an overflow when its courts are at full capacity. The Club has now stopped using these courts as it believes they have deteriorated to an extent where they are unsafe for use.

⁷² See Appendix 3 for the non-technical assessment for tennis courts

Additionally, most of the courts unavailable for community use are also poor quality, with schools reporting they are often unsafe and only used as recreational spaces for curricular and extracurricular purposes. The quality of the courts in turn gives schools a perceived notion they will have no external demand and therefore any potential community access is limited. This is further compounded as the majority of educational stakeholders indicate they cannot improve court quality and explore growing community accessibility due to financial constraints.

SHROPSHIRE COUNCIL

PLAYING PITCH & OUTDOOR SPORTS STRATEGY

Generally, the LTA indicates that the need to refurbish a court is based typically on its current quality. Good quality courts will need resurfacing in eight years (or more), standard quality courts between four and seven years and poor quality courts within the next three years. In Shropshire, the poor quality courts suffer from a build-up of moss and lichen and receive limited maintenance, whilst the ageing macadam surfaces have begun to break up in areas.

Most clubs, through consultation indicate, having either plans or a sinking fund in place to refurbish their courts as and when required. However, Cound TC reports that it may struggle in the future to sustain the quality of its shale courts as they require enhanced levels of maintenance in comparison to macadam surfaces.

The table below identifies community available court quality on a site by site basis.

Table 8.7: Site by site quality ratings of community available courts

Site ID	Site name	Analysis area	No. of courts	Floodlit?	Court type	Non tech quality
7	Albrighton Cricket Club	South East	1	No	Artificial	Good
7	Albrighton Cricket Club	South East	2	Yes	Artificial	Good
10	Alveley Recreation Ground	South	3	Yes	Macadam	Good
12	Ash Magna Bowling & Tennis Club	North East	1	No	Macadam	Standard
14	Ashford Carbonell Playing Fields	South West	1	No	Macadam	Standard
20	Baschurch Tennis Club	Central	2	Yes	Macadam	Good
	Bishops Castle Tennis Club	South West	1	No	Artificial	Good
33	Bishops Castle Tennis Club	South West	2	Yes	Macadam	Good
38	Bomere Heath Tennis Club	Central	2	Yes	Macadam	Standard
41	Bridgnorth Endowed School	South	9	No	Macadam	Poor
42	Bridgnorth Lawn Tennis Club	South	2	Yes	Artificial	Good
42	Bridgnorth Lawn Tennis Club	South	2	Yes	Artificial	Standard
45	Brookside Leisure Park	North West	1	No	Macadam	Poor
48	Broseley Tennis Club	South East	3	Yes	Macadam	Good
56	Cae Glass Park	North West	3	Yes	Artificial	Good
56	Cae Glass Park	North West	3 ⁷³	Yes	Artificial	Good
56	Cae Glass Park	North West	2	No	Macadam	Poor
57	Calverhall Cricket Ground	North East	2	Yes	Artificial	Standard
60	Saints Recreation Ground	Central	2	No	Grass	Standard
70	Church Stretton Park Playing Field	South West	3	No	Macadam	Standard
73	Claverley Tennis Club	South	2	Yes	Macadam	Good
91	Corbet School	Central	4	No	Macadam	Standard
95	Cound Tennis Club	Central	2	Yes	Shale	Standard
95	Cound Tennis Club	Central	2	Yes	Macadam	Standard
99	Criftins Village Hall and Playing Field	North West	2	Yes	Macadam	Good

⁷³ Dedicated mini courts

SHROPSHIRE COUNCIL

PLAYING PITCH & OUTDOOR SPORTS STRATEGY

Site ID	Site name	Analysis area	No. of courts	Floodlit?	Court type	Non tech quality
104	Davenport Park	South	2	Yes	Artificial	Good
108	Douglas Swire Memorial Hall	Central	2	Yes	Macadam	Good
111	Ellesmere College	North West	6	Yes	Macadam	Poor
120	The Grange Sports Centre	Central	4	No	Macadam	Standard
123	Greenfields Sports Ground	North East	3	Yes	Macadam	Standard
135	Hinstock Recreation Ground	North East	1	Yes	Macadam	Poor
135	Hinstock Recreation Ground	North East	2	Yes	Macadam	Good
139	Hollies Tennis Club	North East	3	Yes	Macadam	Good
140	Idsall Sports Centre / Idsall School	South East	5	Yes	Artificial	Standard
140	Idsall Sports Centre / Idsall School	South East	3	Yes	Macadam	Poor
140	Idsall Sports Centre / Idsall School	South East	2 ⁷³	Yes	Macadam	Poor
156	Llanymynech Village Hall	North West	2	No	Macadam	Standard
163	Ludlow Tennis and Bowls Club	South West	2	Yes	Clay	Good
163	Ludlow Tennis and Bowls Club	South West	2	Yes	Artificial	Good
163	Ludlow Tennis and Bowls Club	South West	1	No	Artificial	Good
166	Ludlow Cricket Ground	South West	2	No	Macadam	Poor
181	Millichopre Park	South West	1	No	Artificial	Standard
181	Millichopre Park	South West	1	No	Macadam	Standard
185	Monkmoor Outdoor Recreation Centre	Central	2	No	Macadam	Poor
185	Monkmoor Outdoor Recreation Centre	Central	3	Yes	Macadam	Good
186	Moor Park School	South West	2	Yes	Macadam	Standard
187	Moreton Hall School	North West	3	Yes	Macadam	Good
187	Moreton Hall School	North West	3	No	Macadam	Good
188	Moreton Saye Tennis and Bowls	North West	1	Yes	Macadam	Poor
193	Much Wenlock Leisure Centre (William Brookes School)	South East	4	Yes	Macadam	Good
202	Norton in Hales Community Sports Club	North East	2	No	Grass	Poor
206	Oldbury Wells School	South	4	No	Macadam	Poor
211	Oswestry School	North West	6	Yes	Artificial ⁷⁴	Good
212	Oswestry Tennis Club	North West	2	Yes	Macadam	Standard
212	Oswestry Tennis Club	North West	2 ⁷⁵	Yes	Macadam	Standard
222	Prestfelde Preparatory School	Central	3	No	Macadam	Good
224	Priorslee Road	South East	3	Yes	Macadam	Good

⁷⁴ Tennis courts are overmarked onto a full size floodlit hockey suitable AGP.

⁷⁵ Dedicated mini tennis courts

SHROPSHIRE COUNCIL

PLAYING PITCH & OUTDOOR SPORTS STRATEGY

Site ID	Site name	Analysis area	No. of courts	Floodlit?	Court type	Non tech quality
233	Roman Road Sports Centre (Meole Brace School)	Central	4	Yes	Macadam	Poor
238	Severn Centre	South	3	Yes	Macadam	Standard
251	Shrewsbury Lawn Tennis Club	Central	5	Yes	Macadam	Good
251	Shrewsbury Lawn Tennis Club	Central	6	No	Grass	Standard
255	Shrewsbury Sports Village	Central	4	Yes	Macadam	Standard
258	Silks Meadow Recreation Ground	Central	2	No	Grass	Poor
267	St Martins School	North West	2	No	Macadam	Poor
274	St. Michaels Street Recreation Ground	Central	1	No	Grass	Standard
276	Stanley Parker Playing Fields	Central	1	Yes	Macadam	Good
287	The Grove School	North East	3	No	Macadam	Poor
298	The Shrewsbury Club	Central	2	No	Clay	Standard
298	The Shrewsbury Club	Central	4	Yes	Macadam	Good
302	Tilstock Tennis & Bowls Club	North East	2	Yes	Grass	Standard
303	Town Walls Tennis Club	Central	3	Yes	Macadam	Good
312	Wem Recreation Ground	North East	1	No	Macadam	Standard
312	Wem Recreation Ground	North East	3	Yes	Macadam	Standard
321	Whitchurch Sports & Leisure Centre / Sir John Talbot's School	North East	4	No	Macadam	Good
328	Wollerton Tennis Courts	North East	2	Yes	Artificial	Standard
329	Woodfield Tennis Club	Central	5	Yes	Macadam	Good
335	Woore Tennis Club	North East	2	Yes	Macadam	Good
337	Worthen Village Hall	South West	1	No	Macadam	Standard
366	Shrewsbury High School	Central	2	Yes	Artificial	Good

A potential solution for alleviating quality issues, particularly at open access local authority sites, is to explore using technology such as gate accessing system accompanied with online booking systems. Installation of these technologies would create a seamless customer experience whilst enabling the promotion of the courts. In addition, this would allow for usage to be tracked whilst generating revenue to contribute to a sinking fund for refurbishments. Such an approach is known as Clubspark, which is further explored later on within this section of the report.

Ancillary provision

The ancillary facilities servicing the tennis clubs in Shropshire is mixed; with Albrighton, Church Stretton, Cound, Criftins, Hinstock, Llanymynech, Longden and Market Drayton tennis clubs noting that changing facilities at their respective sites are of poor quality.

Church Stretton TC reports carparking, changing facilities and kitchen/toilets all need to be improved at Church Stretton Park Playing Fields as they are extremely basic.

SHROPSHIRE COUNCIL

PLAYING PITCH & OUTDOOR SPORTS STRATEGY

In comparison, Cound TC indicates the clubhouse that services the courts at Cound Tennis Club is dated and in need of modernisation noting issues with animals such as rodents accessing the building and general signs wear and tear.

Criftins TC and Llanmynech TC aspire to improve the quality of their clubhouses however indicate they have been limited by funding options.

Hinstock TC currently only has access to a portacabin for ancillary provision at Hinstock Recreation Ground. It has applied for funding from Hinstock Parish Council in connection with potential section 106/Sil monies from a local housing development in order to create a pavilion however the Parish Council is yet to take action.

Longden TC has long term plans to develop its clubhouse however it does not indicate a specific timeframe or funding plan on how it will accomplish these improvements.

As mentioned earlier, Market Drayton TC reports Greenfields Sports Ground has been identified in the Neighbourhood Local Plan for potential housing development. The Club has therefore restricted investing into its ancillary provision as it is presently unknown when or if it will relocate. Due to the lack of investment the provision has become poor quality.

Apart from the aforementioned, no other clubs indicate an issue with the quality of the ancillary provision they access at their home venue.

For non-club courts, the ancillary provision is generally considered to be problematic. Often, the facilities predominately service football and cricket pitch users and therefore are not readily available or suited to tennis court users. Insight from the LTA indicates good quality ancillary facilities such as toilets, changing rooms and cafes, encourage players to visit community available provision and stay for extended periods of time. Therefore, a potential way to increase usage of such provision would be to invest and sustain suitable ancillary amenities.

8.3: Demand

There are 30 tennis clubs in Shropshire, of the clubs which responded to consultation, there is a combined membership equating to 8,489 members.

Please note memberships figures have been provided by Tennis Shropshire and are accurate to the ending 2019.

Table 8.8: Summary of club membership

Name of club	Analysis area	Place Plan	Site ID	Site name	Membership
Albrighton TC	South East	Albrighton	7	Albrighton Cricket Club	147
Alveley TC	South East	Bridgnorth	10	Alveley Recreation Ground	44
Baschurch TC	Central	Shrewsbury	20	Baschurch Tennis Club	293
Bishops Castle TC	South West	Bishop's Castle	33	Bishops Castle Tennis Club	171
Bridgnorth TC	South East	Bridgnorth	42	Bridgnorth Lawn Tennis Club	443
Broseley TC	South East	Broseley	48	Broseley Tennis Club	275
Church Stretton TC	South West	Church Stretton	70	Church Stretton Park Playing Field	128
Claverley TC	South East	Bridgnorth	73	Claverley Tennis Club	218

SHROPSHIRE COUNCIL PLAYING PITCH & OUTDOOR SPORTS STRATEGY

Name of club	Analysis area	Place Plan	Site ID	Site name	Membership
Cound TC	Central	Shrewsbury	95	Cound Tennis Club	239
Criftins TC	North West	Ellesmere	99	Criftins Village Hall and Playing Field	176
Hinstock TC	North East	Market Drayton	135	Hinstock Recreation Ground	100
Hollies TC	North East	Whitchurch	139	Hollies Tennis Club	239
Llanymynech TC	North West	Oswestry	156	Llanymynech Village Hall	28
Longden TC	Central	Shrewsbury	108	Douglas Swire Memorial Hall	164
Ludlow Castle TC	South	Ludlow	163	Ludlow Tennis and Bowls Club	424
Market Drayton TC	North East	Market Drayton	123	Greenfields Sports Ground	183
Norton in Hales TC	North East	Market Drayton	202	Norton in Hales Community Sports Club	75
Oswestry TC	North West	Oswestry	212	Oswestry Tennis Club	122
Oswestry Team Tennis	North West	Oswestry	56	Cae Glass Park	527
Shifnal TC	South East	Shifnal	140	Idsall Sports Centre	445
Shrewsbury LTC	Central	Shrewsbury	251	Shrewsbury Lawn Tennis Club	411
The Shrewsbury Club	Central	Shrewsbury	298	The Shrewsbury Club	1,991
Tilstock TC	North East	Whitchurch	302	Tilstock Tennis & Bowls Club	102
Town Walls TC	Central	Shrewsbury	303	Town Walls Tennis Club	212
Wem TC	North East	Wem	312	Wem Recreation Ground	287
Wollerton TC	North East	Market Drayton	328	Wollerton Tennis Courts	45
Woodfield TC	Central	Shrewsbury	329	Woodfield Tennis Club	390
Woore TC	North East	Market Drayton	335	Woore Tennis Club	393
Worfield TC	South East	Bridgnorth	104	Davenport Park	207
Worthen TC	South West	Bishop's Castle	337	Worthen Village Hall	10
Total					8,489

Most demand (44%) is located in the Central Analysis Area with 3,700 members. This is then followed by the South East with 1,779 members, the North East with 1,424 members, the North West with 853 members, the South with 424 members and finally 309 members in the South West Analysis Area.

Participation trends

The table overleaf identifies participation trends over the previous five years for both senior and junior membership for clubs that responded to consultation.

Table 8.9: Summary of club participation trends

SHROPSHIRE COUNCIL PLAYING PITCH & OUTDOOR SPORTS STRATEGY

State of senior members in the previous five years		
Increased	Stayed the same	Decreased
Broseley TC Cound TC Ludlow Castle TC Market Drayton TC The Shrewsbury Club Town Walls TC	Bishops Castle TC Claverley TC Hinstock TC Hollies TC Norton in Hales Oswestry TC Shifnal TC Shrewsbury LTC Tilstock TC	Albrighton TC Church Stretton TC Criftins TC Llanymynech TC Longden TC Wollerton TC Worfield TC
State of junior members in the previous five years		
Increased	Stayed the same	Decreased
Albrighton TC Cound TC Ludlow Castle TC Market Drayton TC Oswestry TC The Shrewsbury Club Town Walls TC Worfield TC	Bishops Castle TC Broseley TC Claverley TC Hollies TC Longden TC Norton in Hales Shifnal TC Shrewsbury LTC Wollerton TC	Church Stretton TC Criftins TC Hinstock TC Llanymynech TC Tilstock TC

The majority of clubs indicate their membership at a junior and senior level has remained static or increased within the last five years. Only three clubs, Church Stretton TC, Criftins TC and Llanymynech TC, report an overall decrease within the same time period.

Latent demand

Latent demand refers to potential demand; individuals who would like to participate within the sport but do not do so. This can be for a variety of reasons including a lack provision or appropriate facilities.

Sport England's Market Segmentation Tool enables an analysis of 'the percentage of adults that would like to participate in tennis within Shropshire but are not currently doing so'. The tool identifies latent demand of 5,426 people, 870 (15%) of which are within the segment 'Tim – settling down males'.

Latent demand across Shropshire is moderate compared to current levels of active participation. This suggests that there is a large body of players that would like to play if a number of barriers were addressed. LTA insight suggests that 18% of the five million players that pick up a racket nationally each year would play more often if key barriers such as poor promotion of opportunities to get on court, unclear booking journeys (especially those that are 'off line') and low quality facilities were addressed. Therefore, there is a potential opportunity to work with the Council to address these barriers at council operated sites, whilst also bettering understanding of court usage at these sites.

In addition to the above, four of the tennis clubs in Shropshire that responded to consultation requests report latent demand. Market Drayton TC, Cound TC, Hinstock TC and Church Stretton TC all suggest that if they have access to better quality ancillary and court provision they would all be able to increase participation at their clubs.

SHROPSHIRE COUNCIL

PLAYING PITCH & OUTDOOR SPORTS STRATEGY

Future demand

Of the clubs which responded to consultation, 15 indicate plans to increase membership, equating to an additional 215 junior and 258 senior members.

Table 8.10: Potential future demand identified by clubs

Club	Senior future demand	Junior future demand	Total future demand
Albrighton TC	10	20	30
Bishops Castle TC	6	6	12
Claverley TC	30	15	45
Cound TC	10	10	20
Criftins TC	5	5	10
Hinstock TC	2	4	6
Hollies TC	50	50	100
Longden TC	5	10	15
Ludlow Castle TC	10	10	20
Market Drayton TC	20	20	40
Shifnal TC	10	10	20
Shrewsbury LTC	40	30	70
Tilstock TC	10	10	20
Town Walls TC	10	15	25
Worfield TC	40	-	40
Total	258	215	473

Broseley TC and Woore TC also report aspirations to increase their participation, however, they do not quantify a specific amount.

Oswestry, Llanmynech and Wollerton tennis clubs indicate no plans to increase membership, with focus instead on sustaining current numbers.

Tennis Shropshire

Tennis Shropshire is the county arm of the LTA that works locally across the Authority to increase tennis participation. It works in cohesion with clubs to offer people different avenues and run programmes to engage in the sport including junior, disability, recreational and competitive demand.

It reports many clubs across Shropshire also feed into local schools which does not only affect the club and children but also affect the many coaches who are employed to deliver these sessions. This incurs additional costs and creates a high demand for relevant individuals

It indicates tennis in Shropshire is vibrant as a result of the proactivity of volunteers whose time and effort goes into growing the game. This has led Shropshire perform well in comparison to surrounding authorities. This hard work has resulted in Shropshire being awarded an ATP Ladies Tournament for the second year running, which outside of Wimbledon, Edgbaston and Eastbourne tournaments, is the largest competition being held in the UK. The event is held at The Shrewsbury Club. In addition to this the Club also plays host to a Mens International Tournament which has been held in Shropshire for over the past ten years. It indicates this success is down to the support of volunteers from across the Shropshire Tennis Club network and local schools who provide the Ball Crew for these events.

SHROPSHIRE COUNCIL

PLAYING PITCH & OUTDOOR SPORTS STRATEGY

Parks tennis

Parks tennis leagues are less formal in comparison to established club play, offering greater flexibility and an opportunity for all abilities to engage in competition at local venues. The leagues are run by Local Tennis Leagues which affiliates to the LTA and are available to all aged 18 years and above, with administration and support based online. Players are organised into mixed sex leagues of eight based on similar ability levels, with matches arranged between the two players at whatever time and court is agreed. The flexibility of play is conducive to the use of park sites which are typically more easily accessible.

The LTA reports that it has capacity to explore the opportunity of launching park tennis leagues with each individual local authority. Whilst not essential, park tennis leagues has been found to work well alongside an online booking system, enabling players to reserve their courts to ensure fixtures can regularly occur.

There is a parks tennis league set-up in Shropshire which uses the courts located at the following sites: Monkmoor Outdoor Recreation Centre, Saints Recreation Ground, Shrewsbury Sports Village, Silk Meadow Recreation Ground and St Michaels Street Recreation Ground.

Tennis for Kids⁷⁶

Tennis for Kids is a six week coaching offer for children that have never played tennis before and is identified as a priority by the LTA. For £29.99, kids get six weeks coaching by an LTA Accredited coach, along with a free racket, pack of balls and personalised t-shirt so that they can continue playing. To date nearly 25,000 kids have participated in the Tennis for Kids programme this year.

Sessions are held at Monkmoor Outdoor Recreation Centre every Saturday for children aged four to seven (13:30 to 14:30) and children aged eight to eleven (14:30 to 15:30).

Tennis for Free⁷⁷

Tennis for Free is a community sports charity that work in partnership with the LTA. The charity delivers free, fully inclusive weekly coaching sessions for all ages and abilities in local communities across the UK, especially those in low income areas. Tennis For Free offer a package for local authorities and court operators that includes financial support for local LTA Accredited coaches to deliver the sessions, tennis equipment for attendees and coaches and promotional support. Sessions are typically delivered across three courts, although the charity have recently launched 'Tennis for Free Lite', to unlock the large number of two court community venues that could benefit from the offer. Through its offer it aims to:

- ◆ Reinvigorate under-used public facilities
- ◆ Make tennis a sport for all
- ◆ Make tennis more financially accessible in the UK
- ◆ Improve the physical and mental wellbeing of local communities through tennis.

There are currently no Tennis for Free programmes operating in Shropshire, with the nearest programmes running from Mary Stevens Park (Stourbridge) in the Metropolitan Borough of Dudley.

⁷⁶ <https://clubspark.lta.org.uk/tennisforkids>

⁷⁷ <https://www.tennisforfree.com/index.php>

SHROPSHIRE COUNCIL

PLAYING PITCH & OUTDOOR SPORTS STRATEGY

British Tennis Weekend⁷⁸

The British Tennis Weekend is an LTA initiative which all registered venues can access. Clubs have the ability to sign up to host open days, which are free of charge, and create a relaxed and welcoming environment for those new to tennis to participate. This in turn can potentially lead to the clubs attracting new members.

The LTA hosts two dedicated weekends a year which are the UK's biggest public tennis events. Furthermore, venues are able to run additional events outside these dates and will benefit from their events being promoted on the national LTA campaign website. All clubs running an open day are asked to promote a follow on offer to all attendees, such as a reduced rate introductory membership or a number of free coaching sessions, to encourage people to continue playing after the event.

Baschurch TC is the only club currently within Shropshire that is actively involved in the initiative.

Informal tennis

It is considered that all community available courts in Shropshire that are not accessed by clubs have spare capacity for a growth in demand, although this is difficult to quantify as use is not recorded at every site due to many being open access. It is generally considered that courts are at their busiest during summer months, with little activity taking place outside of this. The LTA have developed a package of support for LA to grow the use of park tennis courts by removing key barriers to participation. The three products are ClubSpark, Rally and Gate Access and can be used individually or in combination.

ClubSpark

ClubSpark is a flexible and simple venue management platform with multiple products and applications to help venues, local authorities and coaches manage their sport. ClubSpark is a tool that is offered for free as part of LTA venue registration and allows administrators to manage all functions of their venue(s) including:

- ✦ Managed Website - create and manage a mobile friendly website tailored to LA/club requirements to promote events and activities.
- ✦ Managed Coaching – set up coaching lessons and courses online.
- ✦ Membership Management - improve membership engagement by making it easier for the venue and for members to pay, renew and keep in touch. Take online payments, manage direct debits and monitor revenue streams with ease. Membership modules can also be used to take 'Season Ticket' payments for venues operating a non-traditional annual facility fee. 'Season Tickets' can be configured to allow court bookings to be made for free or at a reduced rate by players who hold one, whilst still allowing non-holders to book.
- ✦ Organise Payments - Set the way you want payments to be taken, whether it's immediate pay and play, or bookable as part of a membership package
- ✦ Court Bookings – Reduced admin for managing bookings. Give staff, coaches, members and the general public access to book and pay for courts, classes or other resources online.
- ✦ Scheduling - Set unique booking and price rules to suit your venue. Enable lights to switch on/off automatically when linked to the LTA Premium Gate Access system.
- ✦ Book and Pay remotely - Customers can make bookings and payments for a venue anytime, anywhere via the real-time booking app.

⁷⁸ www.lta.org.uk/gbtw.

SHROPSHIRE COUNCIL

PLAYING PITCH & OUTDOOR SPORTS STRATEGY

- ◀ Reporting - ClubSpark allows administrators to view reports highlighting income, court usage, revenue and number of members and season ticket holders. This allows for identification of trends and patterns and evidence to demonstrate participation levels and impact.

RALLY

Rally is an aggregator that collects all booking and coaching information via partner venues ClubSpark pages and displays it for participants in one easy to view page. Rally allows players to search for venues close to them, and provides booking options, removing the barriers of not knowing where courts are or how to book. Rally provides a helpful customer journey, with a personal profile to review and manage bookings, and helpful reminders. Courts can be set to book for free of charge or at a fee agreed by the LA.

Gate Access

The LTA have developed three Gate Access systems that work in association with ClubSpark, to secure your courts and to allow access to booked customers only. Members of the public can book a court online (making payment if required) and will receive a four digit access code via email, to enter using the courtside keypad. The system will allow entry for the time booked if a correct code is entered.

Nationally the LTA have reported that in the last three years sites with gate access installed have attracted 64,841 unique players to make bookings, leading to 609,671 courts being booked, and has generated £1.1m of income.

There are three gate options available Smart Access Premium, Smart Access Lite and Solar Access. The demands and needs of users plus the setup of the venue will determined the most appropriate system for each site.

Pay and play

All clubs are asked to provide information in regard to whether their courts are available for pay and play when they register with the LTA. Using this, in Shropshire, Baschurch, Bishop's Castle, Bridgnorth, Broseley, Church Stretton, Claverley, Hinstock, Hollies, Ludlow Castle, Shifnal, Wem, Woodfield tennis clubs offer pay and play.

This is featured on the LTA's Find a Court Tool, typically used by non-club members to identify local opportunities to play. The LTA strongly encourage tennis clubs to ensure that this information is kept up to date.

It should be noted that clubs which offer pay and play tennis can generate additional income and usage of courts, as well as helping them attract potential future members.

8.4: Supply and demand analysis

The LTA suggests that a non-floodlit hard court can accommodate 40 members whereas a floodlit hard court can accommodate 60 members. For air domed courts, membership of 100 is considered applicable and permanent indoor courts can accommodate 200 members. It should be noted that the abovementioned figures relate to LTA viability guidelines for clubs and are not the maximum capacity. The figure relates to what most clubs, based on the level of provision, would find sustainable. As grass courts are only available for 12 weeks of the year they are not included in membership numbers.

SHROPSHIRE COUNCIL

PLAYING PITCH & OUTDOOR SPORTS STRATEGY

However, analysing tennis across Shropshire in such a manner may give an inaccurate representation of supply and demand due to its geographical size and rurality. Many courts, although not at capacity regularly service demand from local community in Parish and Town councils and provide a crucial way for people in rural areas to remain active.

Clubs are considered viable as long as they have the appropriate levels of membership to sustain their courts and accompanying ancillary facilities. Therefore, clubs that have lower levels of participation in comparison to the remaining clubs within the Authority may have issues maintaining their provision.

Several clubs in Shropshire aspire to improve their ancillary offering, and therefore, achieving this will likely be the most beneficial action to tennis. Further to this, improving the quality of and accessibility to existing tennis, which are not good quality, will likely improve the capacity for provision to accommodate increase levels of demand. In particular, clubs that are going to be impacted by housing growth should be acknowledged as demand at these clubs will likely increase. This will be examined in greater detail in the proceeding Strategy & Action Plan.

All remaining publicly available non-club courts are deemed to have spare capacity. When this is accompanied by the substantial amount of expressed latent demand there is a clear need to actualise further usage of these courts. As such, the focus should be on improving quality, both in terms of the courts and the accompanying ancillary facilities, as well as providing a smoother booking system for potential users. Initiatives such as Tennis for Kids, Tennis for Free and the Great British Tennis Weekend can also be used at such sites to encourage the increase of tennis participation.

Tennis summary

- ▶ **Clubs are considered viable as long as they have the appropriate levels of membership to sustain their courts and accompanying ancillary facilities.**
- ▶ **Clubs should be assisted in improve their ancillary offering, and therefore, achieving this will likely be the most beneficial action to tennis. Further to this, improving the quality of and accessibility to existing tennis, which are not good quality, will likely improve the capacity for provision to accommodate increase levels of demand.**
- ▶ There are 285 tennis courts identified in Shropshire across 84 sites, with 205 of these being available for community use across 61 sites.
- ▶ Market Drayton TC reports Greenfields Sports Ground has been identified in the Neighbourhood Local Plan for potential housing development.
- ▶ In total two clubs, Criftins TC and Market Drayton TC, report a potential issue with onsite tenure with all remaining clubs considering themselves to be secure at their home venue.
- ▶ In Shropshire, most clubs are serviced by some level of floodlit provision, with 73 floodlit courts existing across all club sites.
- ▶ Most community available courts in Shropshire have a macadam surface (72%). The estimated lifespan of a macadam court is ten years, depending on levels of use and maintenance levels.
- ▶ Following a non-technical assessment, of the 205 community available courts, 97 were assessed as good quality, 68 as standard quality and 40 as poor quality.
- ▶ The ancillary facilities servicing the tennis clubs in Shropshire is mixed; with Albrighton, Church Stretton, Cound, Criftins, Hinstock, Llanymynech, Longden and Market Drayton tennis clubs noting that changing facilities at their respective sites are of poor quality.
- ▶ There are 30 tennis clubs in Shropshire, of the clubs which responded to consultation, there is a combined membership equating to 8,489 members.
- ▶ Of the clubs which responded to consultation, 15 indicate plans to increase membership, equating to an additional 215 junior and 258 senior members.

PART 9: NETBALL COURTS

9.1: Introduction

England Netball governs netball in England. Levels of participation are quickly increasing, with over 100,000 affiliated members and at least one million women and girls playing during a typical week. The NGBs aim is to provide its members and partners with the best possible service and experience in sport.

Nationally, netball activity takes place both indoors and outdoors. England Netball is currently working on delivering its new five-year plan, Your Game Your Way. Its mission is for netball to be played in a diverse range of ideal environments that inspire and enable participation, growth and world class performance. It is to achieve this mission through directing tailored programmes to each of its segments of participation.

Consultation

There are ten clubs playing netball across Shropshire, in addition to ten netball leagues. However, only the Shropshire County Netball Summer League and Shrewsbury Summer Netball League are played outdoors, with all remaining leagues played indoors.

9.2: Supply

There are 95 outdoor macadam netball courts located across 31 sites in Shropshire, of which, 68 courts across 19 sites are available for community use.

The majority of all courts (78) are located at educational sites. Of these 78 courts only 51 are readily available for community use. The remaining educational courts (27) are unavailable for community use with the majority of these (18/ 27 or 67%) being poor quality.

This corresponds with consultation as schools state they do not allow their courts to be available for community use, state it is due to their quality, lack of floodlighting and lack of demand.

SHROPSHIRE COUNCIL PLAYING PITCH & OUTDOOR SPORTS STRATEGY

Table 9.1: Netball courts in Shropshire

Analysis area	Place plan	Site Id	Site name	Management	Available for community use?	No. of courts	Floodlit?	Court type	Court quality
Central	Pontesbury & Minsterley	174	Mary Webb School and Science College	Education	No	2	No	Macadam	Poor
Central	Shrewsbury	3	Adcote School for Girls	Education	No	3	No	Macadam	Good
Central	Shrewsbury	27	Belvidere School	Education	No	2	No	Macadam	Poor
Central	Shrewsbury	91	Corbet School	Education	Yes	3	No	Macadam	Standard
Central	Shrewsbury	120	The Grange Sports Centre	Education	Yes	3	No	Macadam	Standard
Central	Shrewsbury	222	Prestfelde Preparatory School	Education	Yes	2	No	Macadam	Good
Central	Shrewsbury	247	Shrewsbury Academy	Education	No	2	No	Macadam	Standard
Central	Shrewsbury	253	Shrewsbury School	Education	Yes	3	No	Macadam	Good
Central	Shrewsbury	255	Shrewsbury Sports Village	Council	Yes	4	Yes	Macadam	Standard
Central	Shrewsbury	295	The Priory School	Education	Yes	3	No	Macadam	Standard
North East	Market Drayton	135	Hinstock Recreation Ground	Parish Council	Yes	2	Yes	Macadam	Poor
North East	Market Drayton	287	The Grove School	Education	Yes	4	No	Macadam	Poor
North East	Wem	301	Thomas Adams Sports Centre	Education	Yes	4	No	Macadam	Poor
North East	Whitchurch	321	Whitchurch Sports & Leisure Centre / Sir John Talbot's School	Education	Yes	4	No	Macadam	Good
North West	Ellesmere	111	Ellesmere College	Education	Yes	6	Yes	Macadam	Poor
North West	Ellesmere	151	Lakelands Academy	Education	No	2	Yes	Macadam	Standard
North West	Oswestry	169	Marches School	Education	No	3	No	Macadam	Poor
North West	Oswestry	187	Moreton Hall School	Education	Yes	2	Yes	Macadam	Good
North West	Oswestry	187	Moreton Hall School	Education	Yes	2	No	Macadam	Good
North West	Oswestry	215	Packwood Haugh School	Education	No	2	Yes	Macadam	Poor
North West	Oswestry	267	St Martins School	Education	Yes	3	No	Macadam	Standard

SHROPSHIRE COUNCIL PLAYING PITCH & OUTDOOR SPORTS STRATEGY

Analysis area	Place plan	Site Id	Site name	Management	Available for community use?	No. of courts	Floodlit?	Court type	Court quality
South	Cleobury Mortimer	184	Moffats School	Education	No	1	No	Macadam	Poor
South	Ludlow	164	Ludlow Church of England School	Education	No	2	Yes	Macadam	Standard
South	Ludlow	186	Moor Park School	Education	Yes	2	Yes	Macadam	Standard
South East	Bridgnorth	41	Bridgnorth Endowed School	Education	Yes	8	No	Macadam	Poor
South East	Bridgnorth	206	Oldbury Wells School	Education	Yes	2	No	Macadam	Poor
South East	Much Wenlock	193	Much Wenlock Leisure Centre (William Brookes School)	Town Council	Yes	4	Yes	Macadam	Good
South East	Shifnal	140	Idsall Sports Centre / Idsall School	Council	Yes	6	Yes	Artificial	Standard
South West	Bishop's Castle	24	Bedstone College	Education	No	2	No	Macadam	Poor
South West	Bishop's Castle	86	Community College Bishops Castle	Education	No	2	No	Macadam	Poor
South West	Church Stretton	71	Church Stretton School	Education	No	4	No	Macadam	Poor
South West	Craven Arms	85	Community Arts Sports Craven Arms	Community organisation	Yes	1	No	Macadam	Standard

SHROPSHIRE COUNCIL

PLAYING PITCH & OUTDOOR SPORTS STRATEGY

Quality

As seen in the table above, 20 (21%) courts are assessed as good quality, 31 (33%) as standard quality and 44 (46%) as poor quality.

Despite being assessed as standard quality, the artificial courts at Idsall Sports Centre are reported to be in need of resurfacing. Matches have also been cancelled or postponed on site due to issues with floodlighting.

Furthermore, the six courts at Ellesmere College are in poor condition and in need of new posts. England Netball indicates that the improvement of these courts and providing new posts at the College is a priority for Netball in Shropshire.

As mentioned earlier most community available provision is located at education sites (51 courts). The remaining community available provision are location at council sites (16 courts) or community organisation (One court). Please note council sites include Shropshire Council and Parish/Town Councils managed sites.

Over marking

Whilst it does help with usage levels and sustainability, an issue for netball nationally is that most of its courts are dual use tennis courts. This limits accessibility (especially during the summer when tennis nets are often permanently in place) and also impacts on quality due to higher levels of wear and tear. In Shropshire, all netball courts are overmarked for tennis.

Court type

The majority of netball courts in Shropshire (94%) have a macadam surface. The estimated lifespan of a macadam court is ten years, depending on levels of use and maintenance levels. To ensure courts can continue to be used beyond this time frame, it is recommended that a sinking fund is put into place for eventual refurbishment.

The remaining courts are the artificial courts located at Idsall Sports Centre. Such provision generally allows for greater levels of access, especially during inclement weather spells, as well as requiring less frequent maintenance. Nevertheless, the cost of resurfacing the courts is more expensive despite the lifespan being similar.

9.3: Demand

In Shropshire, only the Shropshire County Netball Summer League and Shrewsbury Summer Netball League are known to currently play on outdoor netball courts. All remaining clubs and leagues are based indoors.

Table 9.2: Shropshire's Netball League Comments

League	Comments
Shropshire County Netball Summer League	Based at Idsall Sports Centre, the Shropshire County Netball Summer League is an adult netball league consisting of four divisions of ten teams.
Shrewsbury Summer Netball League	The Shrewsbury Summer Netball League is based at Grange Sports Centre (Shrewsbury Academy). The League began in 2014 with 24 teams across four divisions and has grown to a total of 27 teams across three divisions.

SHROPSHIRE COUNCIL

PLAYING PITCH & OUTDOOR SPORTS STRATEGY

England Netball states that there is a need for outdoor netball courts to be provided at Lilleshall National Sports & Conferencing Centre in order to increase participation. The Lilleshall Winter Netball League and Back to Netball sessions are based on indoor courts at the site. A community use consultation group has already been formed to help progress this.

Back 2 Netball, Walking Netball and Netball Now

Back 2 Netball sessions are running across England and provides women of all ages a welcoming re-introduction to the sport. Sessions cover the basics of the game including passing, footwork and shooting and finish with a friendly game. Since its creation in 2010, over 60,000 women have taken part. In Shropshire, Stretton Scarlets NC run a Back 2 Netball session at Church Stretton Leisure Centre on Tuesday nights whilst a session also operates at Sir John Talbot Leisure Centre on Friday evenings.

Walking netball has evolved from a growing demand of walking sports e.g. walking football. Walking netball is a slower version of the game. It has been designed so that anyone can play regardless of age and fitness level and therefore offers opportunities for older adults to participate and enjoy. There are no known walking netball sessions taking place in Shropshire, although one session does take place indoors in the neighbouring authority of Telford and Wrekin on Monday evenings at Phoenix Sports and Leisure Centre.

Netball Now is a simple, straight forward way to play netball as it is not coached, led by competition rules, regulations with scores not being recorded. It is a way for people to be able to socially play the sport for a nominal fee. There are no Netball Now sessions held in Shropshire, with the nearest session operating at Coalbrookdale & Ironbridge Church of England Primary School (Telford and Wrekin) on Thursday evenings on indoor courts.

9.4: Supply and demand analysis

In summary, there is enough outdoor netball provision in Shropshire to meet current demand therefore a priority should be placed on improving court quality and ensuring courts are retained and made available to the community where demand arises.

However, future demand has been identified to explore the feasibility of creating outdoor courts at Lilleshall Nation Sports & Conferencing Centre. England Netball states that there is a need for outdoor netball courts to be provided at the site in order to increase participation including groups that already are based at the sites such as The Lilleshall Winter Netball League.

Focus should also be on sites deemed to be a priority by England Netball, namely, Ellesmere College.

Consideration should also be given to increasing the amount of England Netball initiatives such as Back 2 Netball, Walking Netball and Netball Now taking place in Shropshire to further increase participation.

SHROPSHIRE COUNCIL

PLAYING PITCH & OUTDOOR SPORTS STRATEGY

Netball summary

- ◀ In summary, there is enough outdoor netball provision in Shropshire to meet current demand therefore a priority should be placed on improving court quality and ensuring courts remain, specifically at Idsall Sports Centre where the Shropshire County Netball Summer League is based.
- ◀ England Netball has identified Lilleshall National Sports & Conferencing Centre and Ellesmere College as key sites in the Authority for improvements, with new courts and quality improvements required respectively.
- ◀ There are 95 outdoor macadam netball courts located across 31 sites in Shropshire.
- ◀ In total, 20 (21%) courts are assessed as good quality, 31 (33%) as standard quality and 44 (46%) as poor quality.
- ◀ The majority of netball courts in Shropshire (94%) have a macadam surface. The only exception to this is the artificial courts at Idsall Sports Centre.
- ◀ In Shropshire, all sites are overmarked for tennis.
- ◀ There are two leagues across the Authority which generate demand for outdoor courts. Demand across the two leagues totals 67 teams.
- ◀ There are two Back 2 Netball sessions operating in Shropshire, taking place at Church Stretton Leisure Centre and Sir John Talbot Leisure Centre.

PART 10: OTHER SPORTS

10.1: American football

The British American Football Association (BAFA) is the National Governing Body for the sport of American football in Great Britain and is responsible for all regulatory, competition, performance and development aspects of the game.

Shropshire Revolution is the only known American Football Club based in the Authority. The Club currently competes in the BAFA NFL NFC 1 South. Despite being based in Shropshire, all of the club's demand is exported outside of the authority, with training taking place indoors on Sunday mornings at the Telford College Superdome (Telford and Wrekin) whilst matches are played at Oakengates Leisure Centre (Telford and Wrekin). The Club is happy with this arrangement and is not known to have ambition to return its demand to Shropshire.

With demand for American Football likely to be limited in Shropshire, it is considered that Shropshire Revolution can accommodate all demand for the sport across the Authority.

10.2: Rugby league

The Rugby Football League (RFL) is the governing body for rugby league in Britain and Ireland. It administers the England national rugby league team, the Challenge Cup, Super League and the Championships which form the professional and semi-professional structure of the game structure in the UK. The RFL also administers the amateur and junior game across the country in association with the British Amateur Rugby League Association (BARLA).

There is no known rugby league club based in Shropshire, although Telford Raiders are based in the neighbouring authority of Telford and Wrekin. The Club fields one senior team and three junior teams as well as two primary minis groups. The senior and junior teams play and train at Phoenix Leisure Centre (Telford and Wrekin). Its mini section is also based at Phoenix Leisure Centre but competes in Tag Rugby Festivals across the Authority. These festivals have previously been held at London Road Sports Centre in Shropshire so there is some presence of the sport in Shropshire.

Telford Raiders is considered able to accommodate all potential rugby league demand across Shropshire.

10.3: Touch Rugby

Touch Rugby (or commonly referred to as Touch) is a team sport that was derived from rugby union. The sport is played in several different formats without any standardised rules. Most formats do away with the physical aspects of the rugby, like scrums, rucks and mauls. England Touch is the governing body for Touch Rugby across England.

Telford Raiders operate Touch Rugby sessions from February to October on Monday nights at Phoenix Leisure Centre (Telford and Wrekin) on the 3G pitch. Whilst no touch rugby is known to take place in Shropshire, due to the close proximity of these sessions to the Authority, it is considered that Telford Raiders can accommodate all demand for the sport across Shropshire.

10.4: Croquet

The Croquet Association is the national governing body for the sport of croquet in England and Wales. The sport is continuing to grow in popularity with over 200 clubs now registered with the Croquet Association. A full-size croquet lawn measures 35 yards (32m) by 28 yards (26.6m).

Shrewsbury Croquet Club is the only identified croquet club operating in Shropshire. Founded in 1983, the Club is based at Monkmoor Recreation Centre where it accesses two croquet lawns. In 2012, the ground was levelled, and new lawns were laid. Therefore, the lawns on site are good quality. All competitive demand takes place on site, through inter club matches and internal competitions.

10.5: Lacrosse

Lacrosse is a fast-paced ball game with 12 players on each side, played over 60 minutes in two halves. A stick with a net (known as the pocket) is used to catch, pass and shoot the ball. England Lacrosse is the national governing body for grass roots and elite level lacrosse in England.

In 2013, an attempt was made to create a Lacrosse club in the Authority. Shropshire Lacrosse was due to be based at Moreton Hall School, but the Club never materialised. The only known demand for the sport takes place at School and County level, with no community Lacrosse identified across Shropshire.

APPENDIX 1: SPORTING CONTEXT

The following section outlines a series of national, regional and local policies pertaining to the study and which will have an important influence on the Strategy.

National context

The provision of high quality and accessible community outdoor sports facilities at a local level is a key requirement for achieving the targets set out by the Government and Sport England. It is vital that this strategy is cognisant of and works towards these targets in addition to local priorities and plans.

Department of Media Culture and Sport Sporting Future: A New Strategy for an Active Nation (2015)

The Government published its strategy for sport in December 2015. This strategy confirms the recognition and understanding that sport makes a positive difference through broader means and that it will help the sector to deliver five simple but fundamental outcomes: physical health, mental health, individual development, social and community development and economic development. In order to measure its success in producing outputs which accord with these aims it has also adopted a series of 23 performance indicators under nine key headings, as follows:

- ◀ More people taking part in sport and physical activity.
- ◀ More people volunteering in sport.
- ◀ More people experiencing live sport.
- ◀ Maximising international sporting success.
- ◀ Maximising domestic sporting success.
- ◀ A more productive sport sector.
- ◀ A more financially and organisationally sustainable sport sector.
- ◀ A more responsible sport sector.

Sport England: Towards an Active Nation (2016-2021)

Sport England has recently released its new five year strategy 'Towards an Active Nation'. The aim is to target the 28% of people who do less than 30 minutes of exercise each week and will focus on the least active groups; typically women, the disabled and people from lower socio-economic backgrounds.

Sport England will invest up to £30m on a plan to increase the number of volunteers in grassroots sport. Emphasis will be on working with a larger range of partners with less money being directed towards National Governing Bodies.

The Strategy will help deliver against the five health, social and economic outcomes set out in the Government's Sporting Future strategy.

- ◀ Physical Wellbeing
- ◀ Mental Wellbeing
- ◀ Individual Development
- ◀ Social & Community Development
- ◀ Economic Development

SHROPSHIRE COUNCIL

PLAYING PITCH & OUTDOOR SPORTS STRATEGY

National Planning Policy Framework (2018)

The National Planning Policy Framework (NPPF) sets out planning policies for England. It details how these changes are expected to be applied to the planning system. It also provides a framework for local people and their councils to produce distinct local and neighbourhood plans, reflecting the needs and priorities of local communities.

The NPPF states the purpose of the planning system is to contribute to the achievement of sustainable development. It identifies that the planning system needs to focus on three themes of sustainable development: economic, social and environmental. A presumption in favour of sustainable development is a key aspect for any plan-making and decision-taking processes. In relation to plan-making the NPPF sets out that Local Plans should meet objectively assessed needs.

The 'promoting healthy communities' theme identifies that planning policies should be based on robust and up-to-date assessments of the needs for open space, sports and recreation facilities and opportunities for new provision. Specific needs and quantitative or qualitative deficiencies or surpluses in local areas should also be identified. This information should be used to inform what provision is required in an area.

As a prerequisite, the NPPF states existing open space, sports and recreation buildings and land, including playing fields, should not be built on unless:

- ◀ An assessment has been undertaken, which has clearly shown that the open space, buildings or land is surplus to requirements.
- ◀ The loss resulting from the proposed development would be replaced by equivalent or better provision in terms of quantity and quality in a suitable location.
- ◀ The development is for alternative sports and recreational provision, the needs for which clearly outweigh the loss.

In order for planning policies to be 'sound' local authorities are required to carry out a robust assessment of need for open space, sport and recreation facilities.

The FA National Football Facilities Strategy (2018-28)

The Football Association's (FA) National Football Facilities Strategy (NFFS) provides a strategic framework that sets out key priorities and targets for the national game (i.e., football) over a ten-year period. The Strategy is presently in draft and is due for publication in 2018.

The Strategy sets out shared aims and objectives it aims to deliver on in conjunction with The Premier League, Sport England and the Government, to be delivered with support of the Football Foundation.

These stakeholders have clearly identified the aspirations for football to contribute directly to nationally important social and health priorities. Alongside this, the strategy is clear that traditional, affiliated football remains an important priority and a core component of the game, whilst recognising and supporting the more informal environments used for the community and recreational game.

Its vision is: *"Within 10 years we aim to deliver great football facilities, wherever they are needed"*

SHROPSHIRE COUNCIL

PLAYING PITCH & OUTDOOR SPORTS STRATEGY

£1.3 billion has been spent by football and Government since 2000 to enhance existing football facilities and build new ones. However, more is needed if football and Government's shared objectives for participation, individual well-being and community cohesion are to be achieved. Nationally, direct investment will be increased – initially to £69 million per annum from football and Government (a 15% increase on recent years).

The NFFS investment priorities can be broadly grouped into six areas, recognising the need to grow the game, support existing players and better understand the different football environments:

- ◀ **Improve 20,000 Natural Turf pitches**, with a focus on addressing drop off due to a poor playing experience;
- ◀ **Deliver 1,000 3G AGP 'equivalents'** (mix of full size and small sided provision, including MUGAs - small sided facilities are likely to have a key role in smaller / rural communities and encouraging multi-sport offers), enhancing the quality of playing experience and supporting a sustainable approach to grass roots provision;
- ◀ **Deliver 1,000 changing pavilions/clubhouses**, linked to multi-pitch or hub sites, supporting growth (particularly in women and girls football), sustainability and providing a facility infrastructure to underpin investment in coaching, officials and football development;
Support access to flexible indoor spaces, including equipment and court markings, to support growth in futsal, walking football and to support the education and skills outcomes, exploiting opportunities for football to positively impact on personal and social outcomes for young people in particular;
- ◀ **Refurbish existing stock to maintain current provision**, recognising the need to address historic under-investment and issues with refurbishment of existing facilities;
- ◀ **Support testing of technology and innovation**, building on customer insight to deliver hubs for innovation, testing and development of the game.

Local Football Facility Plans

To support in delivery of the NFFS, The FA has commissioned a national project. Over the next two years to 2020, a Local Football Facility Plan (LFFP) will be produced for every local authority across England. Each plan will be unique to its area as well as being diverse in its representation, including currently underrepresented communities.

Identifying strategic priorities for football facilities across the formal, recreational and informal game, LFFPs will establish a ten-year vision for football facilities that aims to transform the playing pitch stock in a sustainable way. They will identify key projects to be delivered and act as an investment portfolio for projects that require funding. As such, around 90% of all will be identified via LFFPs. LFFPs will guide the allocation of 90% of national football investment (The FA, Premier League and DCMS) and forge stronger partnerships with local stakeholders to develop key sites. This, together with local match-funding will deliver over one billion pounds of investment into football facilities over the next 10-years.

It is important to recognise that a LFFP is an investment portfolio of priority projects for potential investment - it is not a detailed supply and demand analysis of all pitch provision in a local area. Therefore, it cannot be used as a replacement for a Playing Pitch Strategy (PPS) and it will not be accepted as an evidence base for site change of use or disposal.

A LFFP will; however, build on available/existing local evidence and strategic plans and may adopt relevant actions from a PPS and/or complement these with additional investment priorities.

SHROPSHIRE COUNCIL

PLAYING PITCH & OUTDOOR SPORTS STRATEGY

The FA: National Game Strategy (2018-2021)

The FA launched its new National Game Strategy in July 2018 which aims to inspire a life-long journey in football for all. To achieve this, the strategy will focus on five key aspects of the game:

- ◀ A high quality introduction to football
- ◀ Developing clubs and leagues
- ◀ Embrace all formats of football and engage all participants
- ◀ Recruit, develop and support the workforce
- ◀ Develop sustainable facilities

Through these five pillars, The FA's objectives are to:

- ◀ Increase the number of male affiliated and recreational players by 10%.
- ◀ Double the number of female affiliated and recreational players via a growth of 75%.
- ◀ Increase the number of disability affiliated and recreational players by 30%.
- ◀ Ensure affiliated Futsal is available across the country in order to increase the number of Futsal affiliated and recreational players.

The sustainable football facilities should provide support to an agreed portfolio of priority projects that meet National Football Facility Strategy (NFFS) investment priorities.

England and Wales Cricket Board (ECB) Cricket Unleashed 5 Year Plan

The England and Wales Cricket Board unveiled a new strategic five-year plan in 2016 (available at <http://www.cricketunleashed.com>). Its success will be measured by the number of people who play, follow or support the whole game.

The plan sets out five important headline elements and each of their key focuses, these are:

- ◀ ***More Play*** – make the game more accessible and inspire the next generation of players, coaches, officials and volunteers. Focus on:
 - *Clubs and leagues*
 - *Kids*
 - *Communities*
 - *Casual*
- ◀ ***Great Teams*** – deliver winning teams who inspire and excite through on-field performance and off-field behaviour. Focus on:
 - *Pathway*
 - *Support*
 - *Elite Teams*
 - *England Teams*
- ◀ ***Inspired Fans*** – put the fan at the heart of our game to improve and personalise the cricket experience for all. Focus on:
 - *Fan focus*
 - *New audiences*
 - *Global stage*
 - *Broadcast and digital*
- ◀ ***Good Governance and Social Responsibility*** – make decisions in the best interests of the game and use the power of cricket to make a positive difference. Focus on:
 - *Integrity*
 - *Community programmes*
 - *Our environments*

SHROPSHIRE COUNCIL

PLAYING PITCH & OUTDOOR SPORTS STRATEGY

- *One plan*
- ◀ **Strong Finance and Operations** – increase the game’s revenues, invest our resources wisely and administer responsibly to secure the growth of the game. Focus on:
 - *People*
 - *Revenue and reach*
 - *Insight*
 - *Operations*

The Rugby Football Union Strategic Plan (2017-2021)

The RFU has released its new strategic vision for rugby in England. The strategy is based on four main elements which are; Protect, Engage, Grow and Win. It covers all elements of rugby union ranging from elite rugby to grassroots, although the general relevancy to the PPS is centred around growing the game.

The RFU exists to promote and develop rugby union in England and ensure the long-term sustainability of clubs by growing player numbers and retaining them across all age groups. Responding to wider market influences, work will continue on developing new ways to take part in all forms of the game, without comprising the sports traditions. This will ensure a lasting legacy from elite success by attracting new players and encouraging current male and female adult players to play.

The four key aims to ensure long term sustainability are to:

- ◀ Improve player transition from age grade to adult 15-a-side rugby
- ◀ Expand places to play through Artificial Grass Pitches (AGPs)
- ◀ Engage new communities in rugby
- ◀ Create a community 7's offering

England Hockey (EH) - A Nation Where Hockey Matters (2013-2017)

EH have a clear vision, a powerful philosophy and five core objectives that all those who have a role in advancing Hockey can unite behind. With UK Sport and Sport England’s investment, and growing commercial revenues, EH are ambitious about how they can take the sport forward in Olympic cycles and beyond.

“The vision is for England to be a ‘Nation Where Hockey Matters’. A nation where hockey is talked about at dinner tables, playgrounds and public houses, up and down the country. A nation where the sport is on the back pages of our newspapers, where children dream of scoring a goal for England’s senior hockey team, and where the performance stirs up emotion amongst the many, not the few”

England Hockey aspires to deepen the passion of those who play, deliver and follow sport by providing the best possible environments and the best possible experiences. Whilst reaching out to new audiences by making the sport more visible, available and relevant and through the many advocates of hockey.

Underpinning all this is the infrastructure which makes the sport function. EH understand the importance of volunteers, coaches, officials, clubs and facilities. The more inspirational people can be, the more progressive Hockey can be and the more befitting the facilities can be, the more EH will achieve. The core objectives are as follows:

- ◀ Grow our Participation
- ◀ Deliver International Success

SHROPSHIRE COUNCIL

PLAYING PITCH & OUTDOOR SPORTS STRATEGY

- ◀ Increase our Visibility
- ◀ Enhance our Infrastructure
- ◀ Be a strong and respected Governing Body

England Hockey has a Capital Investment Programme (CIP), that is planned to lever £5.6 million investment into hockey facilities over the next four years, underpinned by £2m million from the National Governing Body. With over 500 pitches due for refurbishment in the next 4-8 years, there will be a large focus placed on these projects through this funding stream. The current level of pitches available for hockey is believed to be sufficient for the medium-term needs, however in some areas, pitches may not be in the right places in order to maximize playing opportunities.

‘The right pitches in the right places’⁷⁹

In 2012, EH released its facility guidance which is intended to assist organisations wishing to build or protect hockey pitches for hockey. It identifies that many existing hockey AGPs are nearing the end of their useful life as a result of the installation boom of the 90's. Significant investment is needed to update the playing stock and protect the sport against inappropriate surfaces for hockey as a result of the rising popularity of AGPs for a number of sports. EH is seeking to invest in, and endorse clubs and hockey providers which have a sound understanding of the following:

- ◀ Single System – clubs and providers which have a good understanding of the Single System and its principles and are appropriately placed to support the delivery.
- ◀ ClubsFirst accreditation – clubs with the accreditation are recognised as producing a safe effective and child friendly hockey environment.
- ◀ Sustainability – hockey providers and clubs will have an approved development plan in place showing their commitment to developing hockey, retaining members and providing an insight into longer term goals. They will also need to have secured appropriate tenure.

England Hockey Strategy

EH's new Club Strategy will assist hockey clubs to retain more players and recruit new members to ultimately grow their club membership. EH will be focusing on participation growth through this strategy for the next two years. The EH Strategy is based on seven core themes. These are:

- 1 Having great leadership
- 2 Having Appropriate and Sustainable Facilities
- 3 Inspired and Effective People
- 4 Different Ways to Play
- 5 Staying Friendly, Social and Welcoming
- 6 Being Local with Strong Community Connections
- 7 Stretching and developing those who want it

⁷⁹

<http://englandhockey.co.uk/page.asp?section=1143§ionTitle=The+Right+Pitches+in+the+Right+Places>

SHROPSHIRE COUNCIL

PLAYING PITCH & OUTDOOR SPORTS STRATEGY

2015-2018 British Tennis Strategy

The LTA is currently in the process of developing its new Strategy. However, this strategy is presented in a concise one page framework that includes key strategies relating to three participation "focus" areas, six participation "drivers" and three participation "enablers". To achieve success, the 12 strategy areas will need to work interdependently to stem the decline and unlock sustainable growth.

The three participation "focus" areas are where tennis is consumed:

- ◀ Deliver great service to clubs
- ◀ Build partnerships in the community, led by parks
- ◀ Enhance the tennis offer in education

The six participation "drivers" are the areas that will make the biggest difference where tennis is consumed. They must all be successful on a standalone and interconnected basis and include:

- ◀ Becoming more relevant to coaches
- ◀ Refocusing on recreational competition
- ◀ Providing results orientated facility investment
- ◀ Applying best in class marketing and promotion
- ◀ Jump starting the peak summer season
- ◀ Establishing a "no compromise" high performance programme with focus

The final layer is comprised of three participation "enablers" that underpin our ability to be successful. These enablers are rooted in how the LTA will get better; how the entire network of partners must be harnessed to work together and the need to raise more financial resources to fund our sport's turnaround. They include:

- ◀ Becoming a more effective and efficient LTA
- ◀ Harnessing the full resource network
- ◀ Generating new revenue















British Crown Green Bowling Association

Please note there is no current facility guidance provided by British Crown Green Bowling Association responsible for crown green bowls in England.













<http://bcgba.org.uk/index.html>

SHROPSHIRE COUNCIL PLAYING PITCH & OUTDOOR SPORTS STRATEGY













APPENDIX 2: SPORT ENGLAND MARKET SEGMENTATION

	Segment name and description	Segment characteristics	Main age band	Socio eco group	1x30	% Eng- popn	Media and Communications	Key brands	Top sports (played at least once a month) and sporting behaviour
					3x30				
	Ben Competitive Male Urbanites Also known as Josh, Luke, Adam, Matesuz, Kamil	Male, recent graduates, with a 'work-hard, play-hard' attitude. <i>Graduate professional, single.</i>	18-25	ABC1	69%	4.9%	Ben is a heavy internet user, using it for sports news, personal emails, social networking and buying films, games and tickets. He is highly responsive to internet advertising.		Ben is a very active type and takes part in sport on a regular basis. He is the sportiest of the 19 segments. Ben's top sports are football (33%), keep fit/ gym (24%), cycling (18%), athletics including running (15%) and swimming (13%).
					39%				
	Jamie Sports Team Lads Also known as Ryan, Nathan, Ashley, Adeel, Pawel	Young blokes enjoying football, pints and pool. <i>Vocational student, single.</i>	18-25	C2DE	59%	5.4%	Jamie is a prolific mobile phone user and as uses this as a primary source of information. He likes to text rather than talk, and uses 3G for sports results and SMS text information services.		Jamie is a very active type that takes part in sport on a regular basis. Jamie's top sports are football (28%), keep fit and gym (22%), athletics including running (12%), cycling (12%) and swimming (10%).
					31%				
	Chloe Fitness Class Friends Also known as Nisha, Sophie, Lauren, Charlotte, Lucy	Young image-conscious females keeping fit and trim. <i>Graduate professional, single.</i>	18-25	ABC1	56%	4.7%	Chloe is a heavy internet and mobile phone user. She uses her mobile to keep in contact with friends and family, preferring this to her landline. Chloe has a new 3G phone which provides internet access but is still likely to use text as her first source of information.		Chloe is an active type that takes part in sport on a regular basis. Chloe's top sports are keep fit/ gym (28%), swimming (24%), athletics including running (14%), cycling (11%) and equestrian (5%).
					23%				
	Leanne Supportive Singles Also known as Hayley, Kerry, Danielle, Nisha, Saima	Young busy mums and their supportive college mates. <i>Student or PT vocational, Likely to have children.</i>	18-25	C2DE	42%	4.3%	Leanne is a light internet user and a heavy mobile phone user, using this instead of a landline to contact friends. She uses SMS text services and also entertainment features on her mobile. Leanne's mobile is likely to be pay-as-you-go and she responds to text adverts.		Leanne is the least active segment of her age group. Leanne's top sports are keep fit/ gym (23%), swimming (18%), athletics including running (9%), cycling (6%) and football (4%).
					17%				
	Helena Career Focused Female Also known as Claire, Tamsin, Fiona, Sara, Joanne	Single professional women, enjoying life in the fast lane. <i>Full time professional, single.</i>	26-45	ABC1	53%	4.6%	Helena always has her mobile and PDA on hand so that she is contactable for work and social calls. She is a heavy internet user, but mainly from home, and uses this as her primary source of information.		Helena is a fairly active type that takes part in sport on a regular basis. Helena's top sports are keep fit/ gym (26%), swimming (22%), cycling (11%), athletics including running (9%), and equestrian (3%).
					19%				
	Tim Settling Down Males Also known as Simon, Jonathan, Jeremy, Adrian, Marcus	Sporty male professionals, buying a house and settling down with partner. <i>Professional, may have children, married or single.</i>	26-45	ABC1	62%	8.8%	Tim's main source of information is the internet - he uses this for information on property, sports and managing his finances. He is a heavy mobile phone user and likes to access information 24/7. Tim will often buy things online and is relatively likely to use SMS text alerts and 3G services.		Tim is an active type that takes part in sport on a regular basis. Tim's top sports are cycling (21%), keep fit/ gym (20%), swimming (15%), football (13%) and golf (7%).
					27%				
	Alison Stay at Home Mums Also known as Justine, Karen, Suzanne, Tamsin, Siobhan	Mums with a comfortable, but busy, lifestyle. <i>Stay-at-home mum, children, married.</i>	36-45	ABC1	55%	4.4%	Alison is a medium TV viewer and may have a digital package, but is unlikely to respond to TV advertising. She is a medium internet user and is unlikely to respond to internet advertising, but will use it as a source of information to aid her decision-making. She has a pay-as-you-go mobile for emergencies, but prefers to use her landline.		Alison is a fairly active segment with above average levels of participation in sport. Alison's top sports are: keep fit/ gym (27%), swimming (25%), cycling (12%), athletics including running (11%), and equestrian (3%).
					20%				

SHROPSHIRE COUNCIL PLAYING PITCH & OUTDOOR SPORTS STRATEGY

	Segment name and description	Segment characteristics	Main age band	Socio eco group	1x30	% Eng- popn	Media and Communications	Key brands	Top sports (played at least once a month) and sporting behaviour
					3x30				
	Jackie Middle England Mums Also known as Andrea, Cheryl, Deborah, Jane, Louise	Mums juggling work, family and finance. <i>Vocational job, may have children, married or single.</i>	36-45	C1C2D	47%	4.9%	Jackie is a medium TV viewer, enjoying soaps, chat shows and dramas, and has Freeview digital channels. She is a light and cautious internet user, but has been encouraged by her children's prolific usage and is becoming more confident herself.		Jackie has above average participation levels in sport, but is less active than other segments in her age group. Jackie's top sports are keep fit/ gym (22%), swimming (20%), cycling (9%), athletics including running (6%), and badminton (2%).
					16%				
	Kev Pub League Team Mates Also known as Lee, Craig, Steven, Tariq, Dariusz.	Blokes who enjoy pub league games and watching live sport. <i>Vocational job, may have children, married or single.</i>	36-45	DE	43%	5.9%	Kev is a heavy TV viewer, likely to have a digital or cable package for extra sports coverage. He is a heavy radio listener and is likely to favour local commercial stations. Kev uses his mobile phone for social reasons but will not respond to text advert.		Kev has above average levels of participation in sport. Kev's top sports are keep fit/ gym (14%), football (12%), cycling (11%), swimming (10%) and athletics including running (6%).
					17%				
	Paula Stretched Single Mums Also known as Donna, Gemma, Shelley, Tina, Tammy	Single mums with financial pressures, childcare issues and little time for pleasure. <i>Job seeker or part time low skilled worker, children, single.</i>	26-45	DE	36%	3.7%	Paula is a heavy TV viewer, enjoying quiz and chat shows, reality TV and soaps. She is likely to have a digital or cable package. Paula does not have internet access at home, and is a heavy mobile phone user, although this is likely to be pay-as-you-go.		Paula is not a very active type and her participation is lower than that of the general adult population. Paula's top sports are keep fit/ gym (18%), swimming (17%), cycling (5%), athletics including running (4%) and football (3%).
					13%				
	Philip Comfortable Mid Life Male Also known as Graham, Colin, Keith, Stuart, Clive	Mid-life professional, sporty males with older children and more time for themselves. <i>Full time job and owner occupied, children, married.</i>	46-55	ABC1	51%	8.7%	Philip is a medium TV viewer, likely to have digital and use interactive services for sports and business news. He is a heavy radio listener. Philip is comfortable purchasing over the phone and internet, but is unlikely to respond to SMS text alerts.		Philip's sporting activity levels are above the national average. Philip's top sports are cycling (16%), keep fit/ gym (15%), swimming (12%), football (9%), and golf (8%).
					20%				
	Elaine Empty Nest Career Ladies Also known as Carole, Sandra, Penelope, Julie, Jacqueline	Mid-life professionals who have more time for themselves since their children left home. <i>Full time job and owner occupied, married.</i>	46-55	ABC1	43%	6.1%	Elaine is a light TV viewer, loyal to mainstream terrestrial channels. Elaine is a medium radio listener, likely to prefer BBC Radio 2 or 4 and Classic FM. A moderate internet user, she browses news and lifestyle sites. Elaine reads broadsheets, such as the Daily Telegraph, and women's lifestyle magazines. She would not respond to sms text alerts, nor to cold-calling.		Elaine's sporting activity levels are similar to the national average. Elaine's top sports are keep fit/ gym (21%), swimming (18%), cycling (7%), athletics including running (3%) and tennis (2%).
					12%				
	Roger & Joy Early Retirement Couples Also known as Melvyn, Barry, Geoffrey, Linda, Susan, Patricia	Free-time couples nearing the end of their careers. <i>Full-time job or retired, married.</i>	56-65	ABC1	38%	6.8%	Roger and Joy are medium TV viewers and heavy radio listeners. They regularly read the Times of Daily Telegraph, and a local paper. They have increased their use of the internet and may now have access to it at home.		Roger and Joy are slightly less active than the general population. Roger and Joy's top sports are keep fit/ gym (13%), swimming (13%), cycling (8%), golf (6%), and angling (2%).
					10%				

SHROPSHIRE COUNCIL PLAYING PITCH & OUTDOOR SPORTS STRATEGY

	Segment name and description	Segment characteristics	Main age band	Socio eco group	1x30	% Eng- popn	Media and Communications	Key brands	Top sports (played at least once a month) and sporting behaviour
					3x30				
	Brenda Older Working Women Also known as Shirley, June, Maureen, Janet, Diane	Middle aged ladies, working to make ends meet. <i>Part-time job, married.</i>	46-65	C2DE	29%	4.9%	Brenda is a heavy TV viewer and is likely to respond to TV advertising. She is a medium radio listener, preferring local commercial stations. Brenda rarely has access to the internet, and is an infrequent mobile user. She enjoys reading the Mirror or the Sun.		Brenda is generally less active than the average adult. Brenda's top sports are keep fit/ gym (15%), swimming (13%), cycling (4%), athletics including running (2%) and badminton (1%).
					8%				
	Terry Local 'Old Boys' Also known as Derek, Brian, Malcolm, Raymond, Michael	Generally inactive older men, low income, little provision for retirement. <i>Job Seeker, married or single.</i>	56-65	DE	26%	3.7%	Terry is a high TV viewer, both at home and in the pub, particularly enjoying live sports coverage. He reads the tabloids on a daily basis. Terry does not use the internet, and does not feel he is missing out. He is unlikely to have a mobile phone.		Terry is generally less active than the average adult. Terry's top sports are keep fit/ gym (8%), swimming (6%), cycling (6%), angling (4%), and golf (4%).
					9%				
	Norma Late Life Ladies Also known as Pauline, Angela, Irene, Denise, Jean	Older ladies, recently retired with a basic income to enjoy their lifestyles. <i>Job seeker or retired, single.</i>	56-65	DE	23%	2.1%	Norma is a high TV viewer, enjoying quiz shows, chat shows, soaps and religious programmes. Most new technology has passed her by, having no internet access or mobile phone, but she uses her landline to call her family.		Norma is generally less active than the average adult. Norma's top sports are keep fit/ gym (12%), swimming (10%), cycling (2%), bowls (1%) and martial arts/ combat (1%).
					6%				
	Ralph & Phyllis Comfortable Retired Couples Also known as Lionel, Arthur, Reginald, Beryl, Peggy, Marjorie	Retired couples, enjoying active and comfortable lifestyles. <i>Retired, married or single.</i>	66+	ABC1	28%	4.2%	Ralph and Phyllis are medium to light TV viewers, preferring to be out and about instead. They are unlikely to have access to the internet, although it is something they are considering. They read the newspaper daily: either the Daily Telegraph or Times.		Ralph and Phyllis are less active than the average adult, but sportier than other segments of the same age group. Ralph and Phyllis' top sports are keep fit/ gym (10%), swimming (9%), golf (7%), bowls (4%), and cycling (4%).
					9%				
	Frank Twilight Years Gent Also known as Roy, Harold, Stanley, Alfred, Percy	Retired men with some pension provision and limited exercise opportunities. <i>Retired, married or single</i>	66+	C1C2D	21%	4.0%	Frank is a heavy TV viewer and enjoys watching live sport and notices TV advertising, which he is influenced by. He does not use the internet and is nervous of computers. Frank reads a newspaper most days, either the Daily Mail or Express. He does not have a mobile phone.		Frank is generally much less active than the average adult. Frank's top sports are golf (7%), keep fit/ gym (6%), bowls (6%), swimming (6%) and cycling (4%).
					9%				
	Elsie & Arnold Retirement Home Singles Also known as Doris, Ethel, Gladys, Stanley, Walter, Harold	Retired singles or widowers, predominantly female, living in sheltered accommodation. <i>Retired, widowed.</i>	66+	DE	17%	8.0%	Elsie and Arnold are heavy TV viewers, enjoying quiz shows, religious programmes and old films. They generally do not have access to the internet or use a mobile phone, and only use their landline to call family		Elsie and Arnold are much less active than the average adult. Their top sports are keep fit/ gym (10%), swimming (7%), bowls (3%), golf (1%) and cycling (1 %).

APPENDIX 3: NON TECHNICAL ASSESSMENT SHEETS

Grass football pitch non-technical assessment sheet

Non Technical Visual Quality Assessment - Football									
Please complete one form per pitch									
Site reference:					Site Name:				
6 figure grid reference					Pitch ID(s):				
Number of football pitches on site:					Pitch size:	(Adult 11v11, Youth 11v11, 9v9, 7v7 Mini, 5v5, 7v7)			
Availability					Are any other pitches marked out over this pitch?				
					If yes, please indicate what pitches are overmarked? (i.e. one youth pitch is overmarked on a adult pitch) in Pitch Issues				
Weather at time of visit & date of visit									
Pitch Issues:									
Assessment Criteria (please rank each of the following aspects for each pitch with an 'X' in the coloured box to the right of the chosen answer)									
Element (Gathered via a non technical site assessment)	Rating						Guidance notes	Comments	
Playing surface									
Grass Cover	Good >80%		Adequate 60-80%		Poor <60%		Advice is to walk through the middle of the pitch		
Does the pitch meet The FA minimum size?	Yes - as per the FA recommended size		Within FA recommended guidelines		No		See size chart below for recommended dimensions		
Slope of pitch (gradient and cross fall)	Flat		Moderate		Severe				
Length of grass	Good		Too long		Too short		Good 30mm-50mm, Too long 51mm plus, Too short 29mm less		
Evenness of pitch	Good		Adequate		Poor				
Problem Areas: Evidence of dog fouling/glass/litter/vehicle tracks	None		Yes - some		Yes - lots				
Problem Areas: Evidence of unofficial use/damage to the surface	None		Yes - some		Yes - lots				
Problem Areas: Evidence of poor drainage	No evidence of standing water or poor drainage		Some evidence of poor drainage		Yes, poor drainage				
Maintenance programme (information from maintenance schedule/grounds team/club survey)									Section total
Grass cutting	Yes, as required		Yes, but not frequent enough		No				
Seeded	Yes, as required		Not known		No				
Aerated (per year)	Three or more times		Once/ twice		No				
Sand dressed	Within the last 12 months		Within the last 2 years		No				
Fertilised	Within the last 12 months		Within the last 2 years		No				
Weed killed	Within the last 12 months		Within the last 2 years		No				
									Section total
NB If none of this information is provided you should assume that only the grass is being cut and the rest of the maintenance items should be marked with the lowest score option.									
PITCH SCORE				0.0%	RATING	Poor			

SHROPSHIRE COUNCIL PLAYING PITCH & OUTDOOR SPORTS STRATEGY

Cricket pitch non-technical assessment sheet

Non Technical Visual Quality Assessment - Cricket									
Please complete one form per pitch									
Site reference		Site Name							
6 figure grid reference		No of Pitches:							
Pitch ID		No of wickets:	Natural		Non turf				
Weather at time of visit:									
Availability									
Community Use - used, Community Use - unused, No Community Use, Available but Unused									
General comments/observations									
*You will need a cricket ball and ruler to assess wicket quality as indicated									
Assessment Criteria (please rank each of the following aspects for each pitch with an 'X' in the coloured box to the right of the chosen answer).									
Element	Rating				Guidance notes	Site comments (use the guidance notes to help complete)			
About the cricket outfield									
Grass coverage	Good	Acceptable	Poor		<80% falls below the ECB basic standard				
Length of grass	Good	Acceptable	Poor		Ideally 12mm - 25mm				
Evenness	Even		Uneven		Ball should run without deviation or ramp				
Evidence of Dog fouling/glass/stones/litter?	None	Yes	Immediate action required		May also wish to refer to user survey. If yes, refer to contractor/site manager				
Evidence of Unofficial use?	None	Yes	Immediate action required		e.g. informal, casual use, unbooked use, kids kickabout etc. May also wish to refer to user survey. If yes, refer to contractor/site				
Evidence of Damage to surface?	None	Yes	Immediate action required		e.g. from vermin/animals - rabbit, gulls and foxes etc may also wish to refer to user survey				
						section total			
Artificial Wickets									
Is the wicket and surrounds married in	Yes	No			There should be no trip points				
Evenness of wicket	Even	Uneven			There should be no contours in surface levels				
Stump holes	Yes	No			Should be no wider than a standard cricket ball				
Moss or materials in the surface	Yes	No			There should be none				
Rips or surface lifting	Yes	No			If "yes" contact site manager				
Surface worn in high traffic areas - creases	Yes	No			If "yes" contact site manager				
Hardness - does the ball rebound when thrown straight down?	Yes	No							
						section total			
Grass Wickets									
Presence of line markings	Yes	No							
Evidence of rolling	Yes	No			i.e. is wicket smooth and uniform				
Evidence of straight cut and height	Yes	No			3mm on match wicket/12mm rest of square				
Evidence of repair work on old wickets	Yes	No							
Grass coverage (square and wickets)	Yes	No			Scale: 80%+ = Yes, 80%> = No Please note that <80% falls below the ECB basic standard				
Hardness - does a cricket ball thrown straight down into the surface rebound/bounce?	Yes	No							
						section total			
Changing/ Pavilion									
Umpires provision	Yes	No							
Toilets	Yes	No							
Hot/cold water	Yes	No							
Heating	Yes	No							
Condition of building	Good	Acceptable	Requires attention						
						section total			
Non Turf Cricket Practice Nets									
Is the wicket and surrounds married in (no trip points)	Yes	No							
Evenness of wicket (no contours in surface levels)	Even	Uneven							
Stump holes (no wider than a standard cricket ball)	Yes	No							
Moss or materials in the surface (should be none)	Yes	No							
No rips or surface lifting	Yes	No							
Surface worn in high traffic areas - crease	Yes	No							
Hardness - does the ball rebound when thrown straight down	Yes	No							
Is the steel frame/ posts upright?	Yes	No			Ideally assessed with a spirit level but can be achieved by eye.				
Are steel cross members detached?	Yes	No							
Are all posts and net fixings in place?	Yes	No							
Can a ball pass through any part of the netting?	Yes	No							
Is appropriate safety/ supervisory signage present?	Yes	No							
						section total			
Maximum score	180	Scoring	Score	Percentage Score	Facility Present?	Potential Rating: Poor			
		Outfield	0	0%	No				
		Artificial Wickets	0	0%	No				
		Grass Wickets	0	0%	No				
		Changing/Pavilion	0	0%	No				
		Non Turf Practice	0	0%	No				
		Overall score	0	0%					

SHROPSHIRE COUNCIL
PLAYING PITCH & OUTDOOR SPORTS STRATEGY

Rugby pitch non-technical assessment sheet

Non Technical Visual Quality Assessment - Rugby Union												
Please complete one form per pitch												
Site reference						Site Name						
6 figure grid reference						Pitch ID(s)						
Date of assessment						Pitch size	(Senior, Mini/Midi)					
Number of pitches on site						Are any other pitches marked out over this pitch?						
Availability						If yes, please indicate what pitches are overmarked? (i.e. one mini/ midi pitch is overmarked on a senior pitch) in Pitch Issues						
Community Use - used, Community Use - unused, No Community Use, Available but Unused												
Weather at time of visit												
General comments/observations												
Assessment Criteria (please rank each of the following aspects for each pitch with an 'X' in the coloured box to the right of the chosen answer)												
Qualitative information (gathered on site)		Rating						Guidance notes		Comments		
Grass Coverage		Good		Adequate		Poor		>90% = good. <80% = poor				
Size of pitch		Acceptable (between recommended minimum and maximum sizes)		Flag for further investigation (below recommended minimum size)		Unacceptable (above maximum size)		Maximum size = width 70m, goal line to goal line 100m, in goal area 22m, run offs 5m where practical. Recommended minimum size = width 68m, goal line to goal line 94m, in goal area 6m, run offs 5m where practical.				
Length of grass		Too Long		Good		Too short		Too long = >75mm. Too short = <50mm				
Problem Areas: Evidence of glass/litter/vehicle tracks/dog fouling		None		Yes - some		Yes lots						
GOALPOSTS												
Are goalposts installed?		Yes		No								
Is there any obvious danger on posts?		Yes		No								
Are the posts stable in the ground?		Yes		No								
Is the crossbar fixed securely?		Yes		No								
Is there evidence of rust on the posts?		Yes		No								
ANCILLARY												
Is the pitch floodlit?		Yes		No								
Is there changing accommodation for the pitch?		Yes		No								
Is an appropriate level of car parking available?		Yes		No								
Pitch maintenance (information gathered via club survey/ pitch provider consultation) - refer to the guidance notes below												
Aerated (per year)		three or more times		twice		once		never				
Sand dressed (per year)		three or more times		twice		once		never				
Fertilised (per year)		three or more times		twice		once		never				
Weed killed (per year)		three or more times		twice		once		never				
Chain harrowed		every week		fortnightly		monthly		never				
Pitch Maintenance Score												
Drainage		Natural (inadequate) SCORE D0		Natural (adequate) SCORE D1		Pipe drained SCORE D2		Pipe and slit drained SCORE D3		Unknown SCORE D0		
								Natural (adequate) = 3 or less training/match cancellations per season Natural (inadequate) = 4 or more training match cancellations per season *Based on a pipe drained system at 5m centres that has been installed in the previous eight years **Based on a slit drained system at 1m centres completed in the previous five years.				

SHROPSHIRE COUNCIL PLAYING PITCH & OUTDOOR SPORTS STRATEGY

Artificial grass pitches non-technical assessment (including third generation turf pitches)

Non Technical Visual Quality Assessment - Artificial grass pitches									
Site reference			Site Name						
6 figure grid reference			Pitch ID						
Number of AGPs on site			Pitch size	Full (i.e., 100m x 60m)		Half (i.e., 60m x 40m)			
Availability									
Community Use - used, Community Use - unused, No Community Use, Available but Unused									
Type of pitch	Long Pile 3G (65mm with shock pad)		Medium Pile 3G (55-60mm)		Short Pile 3G (40mm)				
		Sand Dressed				Sand Filled		Water based	
Assessment Criteria (please rank each of the following aspects for each pitch with an 'X' in the coloured box to the right of the chosen answer)									
Element	Rating						Guidance notes	Site comments	
Age of Surface	less than 2 years		2-5 years		5-10 years		over 10 years		
Evidence of moss/lichen (all surfaces)	None		Yes - some		Yes - lots				
Loose gravel (macadam surface)	None		Yes - some		Yes - lots				
Holes or rips in surface (macadam, art. grass or polymeric surfaces)	None		Yes - some		Yes - lots				
Grip underfoot	Good		Adequate		Poor				
Line markings - quality	Good		Adequate		Poor				
Problem Areas: Evidence of Glass/ stones/ litter	None		Yes - some		Yes - lots				
Problem Areas: Evidence of inappropriate use	None		Yes - some		Yes - lots				
Problem Areas: Evidence of damage to surface	None		Yes - some		Yes - lots		If no evidence, assume none.		
Access for disabled players. i.e.: ramps onto courts, width of gates	Good		Adequate		Poor				
Condition of posts/ nets/ goals	Good		Adequate		Poor				
Surrounding fencing	Good		Adequate		Poor				
Adequate safety margins (w here appropriate)	Yes - fully		No- but adequate		No - not adequate				
Is the AGP floodlit?	Yes		No						
Is the AGP left open at all times?	Yes		No						
Are there dug outs?	Yes		No						
Are there youth shelters/spectator seating around AGP?	Yes		No						
Is there changing accommodation for the AGP?	Yes		No						
Maximum score	93		Scoring:	Poor	<=50		Total Score	0	
				Standard	51-79				
				Good	80+		Potential Rating	Poor	

Bowling green non-technical assessment

Non Technical Visual Quality Assessment - Bowling green														
KKPref														
Site name:														
Number of greens														
Flat/crown		Community Use?												
Assessment Criteria														
(please rank each of the following aspects for each pitch with an 'X' in the coloured box to the right of the chosen answer)														
Element	Rating					Comments								
About the greens														
Grass cover	Over 70%		40-69%		less than 40%									
Evenness of surface	Good		Adequate		Poor									
Signs of wear and tear	None		Yes - some		Yes - lots									
Condition of ditches/boarding	Good		Adequate		Poor									
Surface of surrounding hard areas	Good		Adequate		Poor									
Is the green and surrounding area fenced?	Yes			No										
Fencing around the green and ancillaries	Good		Adequate		Poor									
Problem areas: litter, glass, fouling, leaf fall on the green	None		Yes - some		Yes - lots									
Problem Areas: Evidence of inappropriate use on the green	None		Yes - some		Yes - lots									
Access for disabled players/spectators - ie: ramps onto greens, width of gates	Good		Adequate		Poor									
Ancillary facilities														
Changing Accomodation	Yes			No										
Toilets	Yes			No										
Car parking	Yes			No										
General comments about the site:														

Tennis court non-technical assessment

Non Technical Visual Quality Assessment - Tennis/ Netball/ Courts														
KKPref														
Site name:														
Number of courts -		Tennis		Netball		Basketball		Five-a-side						
General Playground or specific sports court area?														
Court surface					Management					Community Use?				
	Artificial turf, Clay, Grass, Macadam, Polymeric, Shale					Club, LA - Parks, Parish Council, Public, School								
Assessment Criteria (please rank each of the following aspects for each pitch with an 'X' in the coloured box to the right of the chosen answer)														
Element	Rating										Comments			
About the courts														
Evidence of moss/lichen (all surfaces)	None			Yes - some			Yes - lots							
Loose gravel (macadam surface)	None			Yes - some			Yes - lots							
Holes or rips in surface (macadam, art. grass or polymeric surfaces)	None			Yes - some			Yes - lots							
Grip underfoot	Good			Adequate			Poor							
Line markings - quality	Good			Adequate			Poor							
Surrounding fencing	Good			Adequate			Poor							
Size of courts	Yes - fully			No- but adequate			No - not adequate							
Adequate safety margins	Yes - fully			No- but adequate			No - not adequate							
Slope of courts	Flat		Slight		Gentle		Moderate		Severe					
Problem Areas: Evidence of Glass/ stones/ litter	None			Yes - some			Yes - lots							
Problem Areas: Evidence of inappropriate use	None			Yes - some			Yes - lots							
Access for disabled players - ie: ramps onto courts, width of gates	Good			Adequate			Poor							
Changing Accomodation														
Changing Accomodation	Yes			No										
About the equipment														
Posts and net	Good			Adequate			Poor							
Are the courts locked when not in use?	Yes			No										
Practice wall	Yes			No										