



<u>Committee and Date</u>	<u>Item</u>
Council	
25 February 2021	
10.00 am	Public

COUNCIL TAX RESOLUTION 2021/22

Responsible Officer James Walton
[e-mail: james.walton@shropshire.gov.uk](mailto:james.walton@shropshire.gov.uk)

Tel: (01743) 258915

1. Summary

- 1.1 This report details the budget requirement for 2021/22 and sets the council tax precept to be levied.
- 1.2 The Council Tax increases approved by the various precepting authorities for the 2021/22 financial year are summarised below:

Precepting Authority	Increase Over 2020/21
Shropshire Council	3.99%
West Mercia Police & Crime Commissioner	6.66%
Shropshire & Wrekin Fire Authority	1.91%
Parish / Town Council (Average)	1.78%

2. Recommendations

Members are asked to:

- 2.1 Approve a 3.99% Council Tax rise resulting in a basic amount of council tax for a Band D property of £1,501.22 in the billing authority's area, calculated in accordance with the provisions of the Local Government Finance Act 1992 (section 44) and the Local Government (Structural Changes) (Further Financial Provisions and Amendment) Regulations 2008.

- 2.2 In accordance with the provisions of Section 40 (2) of the 1992 Act, approve the amount of Council Tax calculated for each category of dwelling in the billing authority's area to be as follows:

Property Band	2021/22 Charge £
A	1,000.81
B	1,167.61
C	1,334.42
D	1,501.22
E	1,834.83
F	2,168.43
G	2,502.03
H	3,002.44

- 2.3 Approve that a total precept of £170,672,186 be levied.
- 2.4 Approve the formal council tax resolution as set out in Appendix 1 to determine the levels of Council Tax for Shropshire Council for 2021/22.

REPORT

3. Risk Assessment & Opportunities Appraisal

- 3.1 The 2021/22 budget drawn up within the parameters detailed in the Financial Strategy presented to Council on 25 February 2021 sets out the Council's approach to managing its finances over the period 2021/22 to 2025/26.

4. Financial Implications

- 4.1 The Council's Financial Strategy 2021/22 to 2025/26 identifies the financial implications of the overall strategic direction of the Authority.

5. Climate Change Appraisal

- 5.1 The Council Tax Resolution report and recommendations have no direct effect on climate change.
- 5.2 The Council have undertaken a number of campaigns to encourage members of the public to sign up to e-billing in a bid to reduce the volume of Council Tax bills being printed. Further campaigns will be progressed throughout 2021/22 to deliver further environmental benefits.

6. Background

- 6.1. Council is expected to agree a net budget of £208.647m. This would result in an average Council Tax rise for its own purposes, for 2021/22, of 3.99%. In setting this increase, Shropshire Council has applied a council tax increase in line with the Council Tax Referendum Principle of 5% (comprising 3% for expenditure on adult social care with the option to defer some or all of the 3% adult social care precept increase until 2022/23 and 2% for other expenditure). Consequently, the Council has set an increase of 2% for adult social care and 1.99% for other expenditure.

6.2 Local Precepting Authorities

The Parish Precepts for 2021/22 total £9,109,552.58. These are detailed, on a Band D equivalent basis at Appendix 2 which also details the change in Band D amounts between 2020/21 and 2021/22.

6.3 Major Precepting Authorities

The West Mercia Police & Crime Commissioner (WMP&CC) approved its precept requirement for 2021/22 on 12 February 2021. The WMP&CC approved a net budget of £245.039m and will precept £27,306,958.52 from Shropshire. The Band D equivalent is £240.19, an increase of 6.66% from 2020/21.

The Shropshire & Wrekin Fire Authority (S&WFA) met on 10 February 2021 to agree its precept requirement for 2021/22. The S&WFA approved a net budget of £23.473m and a precept of £11,846,397 from Shropshire. This will equate to a Band D equivalent of £104.20, a 1.91% increase from 2020/21.

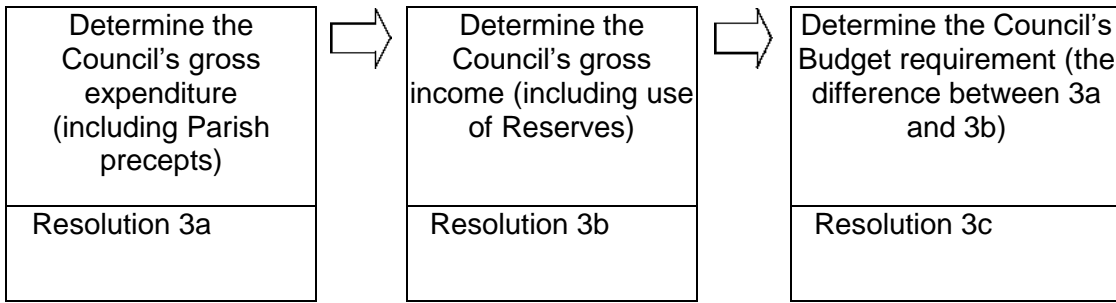
7. Special Items

- 7.1 Sections 34 and 35 of the Local Government Act 1992 require Parish precepts to be determined by the Council as special items. This is reflected in the Council Tax resolution (Appendix 1). The individual parish precepts on a Band D basis are detailed at Appendix 2.

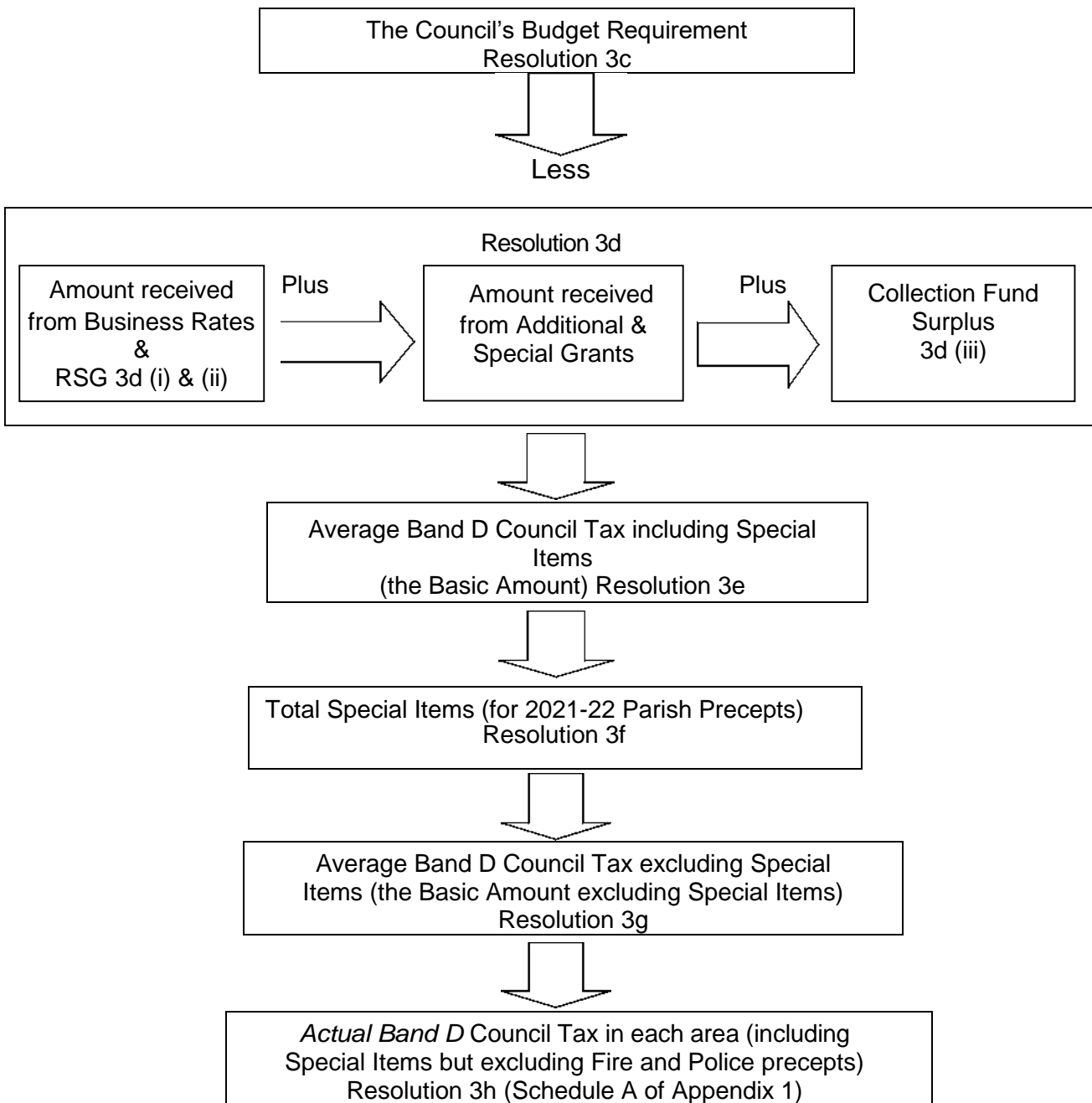
8. Setting the Council Tax

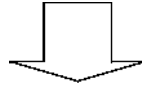
- 8.1 If the recommendations above are approved, the Band D Council Tax for Shropshire Council services will be set at £1,501.22. After taking account of the Parishes, the Police & Crime Commissioner, and the Fire Authority, the average increase in Shropshire's tax levels will vary depending on the relevant area's tax charge. The details behind these charges are set out at Appendix 1.
- 8.2 In order to set the Council Tax legally, the Council must agree a complex set of resolutions shown at Appendix 1. These resolutions build up from the Council's budget requirement including Parish precepts, through deducting Business Rates, Revenue Support Grant and collection fund surpluses (or adding a deficit) to arrive at a basic Council Tax including and excluding Parish precepts. To that is added the precepts for the Fire Authority and the Police & Crime Commissioner to arrive at a total Council Tax by Parish and by Council Tax Band.
- 8.3 Draft Resolution 1 reiterates the General Fund budget requirement and special items that are then covered more formally in Resolution 2. Resolution 3 confirms the Council has calculated the Council Tax base at a total area level and at a parish level. The remainder of the Council Tax setting process is shown below diagrammatically.

Stage 1: Determining The Council’s Budget Requirement (Resolutions 3a, 3b, and 3c)



Stage 2: Determining the Amount to be raised from Council Taxes excluding Fire and Police (Resolutions 3c to 3j)

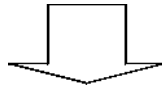




Actual Council Tax by Band in each area (including Special Items but excluding Fire and Police precepts)
Resolution 3i (Schedule B of Appendix 1)

Stage 3: Determining the Amount to be Raised from Council Taxes including Fire and Police (Resolutions 4 to 5)

Council Tax by Band for the Police & Crime Commissioner and Fire Authority
Resolutions 4



Council Tax by Band including Police & Crime Commissioner and Fire Authority i.e. total Council Tax by Parish and Band
Resolutions 5 (Schedule C to Appendix 1)

9. Legal

- 9.1 The Council is required to set its Council Tax level before 11 March. The legal requirements in relation to the setting of the Council Tax are noted against the relevant resolutions in **Appendix 1**.

List of Background Papers (This MUST be completed for all reports, but does not include items containing exempt or confidential information)

Financial Strategy - 2021/22 to 2025/26.

Cabinet Member (Portfolio Holder)

All

Local Member

All

Appendices

Appendix 1 Council Tax Resolution 2021/22

Appendix 1 Schedule A - Band D Council Tax for Combined Shropshire Council and Parish/Town Councils 2021/22

Appendix 1 Schedule B - Council Tax for Combined Shropshire Council and Parish/Town Councils 2021/22 by each valuation Band

Appendix 1 Schedule C - Council Tax for Combined Shropshire Council, Parish/Town Councils , Police and Fire 2021/22

Appendix 2 - Basic Amounts of Council Tax at Band D for Parish/Town Councils 2021/22

COUNCIL TAX RESOLUTION 2021/22

1. The format of the Council Tax setting resolution that the Council must approve, has been previously agreed between the Local Government Association and Communities and Local Government, and the determination follows that format.
2. That it be noted that at its meeting on 17th December 2020 the Council calculated the following amounts for the year 2021/22 in accordance with Regulation 3 of the Local Authorities (Calculation of Council Tax Base) Regulations 1992 made under Section 33(5) of the Local Government Finance Act 1992 (The Act):
 - (a) **113,688.99** being the number calculated by the Council, in accordance with Regulation 3 of the Local Authorities (Calculation of Council Tax Base) Regulations 2002 (The Regulations), as its Council Tax Base for the year.

(b)

Parish of:	Taxbase
Abdon & Heath	106.56
Acton Burnell, Frodesley, Pitchford, Ruckley & Langley	254.53
Acton Scott	40.71
Adderley	206.80
Alberbury with Cardeston	401.83
Albrighton	1,560.82
All Stretton, Smethcott & Woolstaston	178.37
Alveley & Romsley	853.30
Ashford Bowdler	35.67
Ashford Carbonel	183.53
Astley	206.99
Astley Abbots	247.00
Aston Bottrell, Burwarton & Cleobury North	112.49
Atcham	226.18
Badger	57.05
Barrow	263.24
Baschurch	1,122.24
Bayston Hill	1,798.43
Beckbury	151.61
Bedstone & Bucknell	314.64
Berrington	455.26
Bettws-Y-Crwyn	91.33
Bicton	413.62
Billingsley, Deuxhill, Glazeley & Middleton Scriven	163.37
Bishops Castle Town	654.71
Bitterley	353.24
Bomere Heath & District	872.75
Bonningale	140.22
Boraston	75.33
Bridgnorth Town	4,543.64
Bromfield	121.01
Broseley Town	1,523.01
Buildwas	108.28
Burford	428.83
Cardington	205.99

Parish of:	Taxbase
Caynham	528.58
Chelmarsh	223.24
Cheswardine	385.59
Chetton	158.47
Childs Ercall	294.78
Chirbury with Brompton	337.33
Church Preen, Hughley & Kenley	131.53
Church Pulverbatch	165.47
Church Stretton & Little Stretton Town	2,157.95
Claverley	872.85
Clee St. Margaret	67.83
Cleobury Mortimer	1,174.38
Clive	239.81
Clun Town with Chapel Lawn	521.30
Clunbury	245.06
Clungunford	152.97
Cockshutt-cum-Petton	307.13
Condover	890.75
Coreley	135.96
Cound	210.61
Craven Arms Town	804.31
Cressage, Harley & Sheinton	407.74
Culmington	163.81
Diddlebury	272.56
Ditton Priors	336.33
Donington & Boscobel	592.42
Eardington	240.86
Easthope, Shipton & Stanton Long	198.02
Eaton-Under-Heywood & Hope Bowdler	181.29
Edgton	46.35
Ellesmere Rural	952.78
Ellesmere Town	1,482.04
Farlow	180.37
Ford	326.80
Great Hanwood	429.23
Great Ness & Little Ness	535.06
Greete	47.48
Grinshill	112.84
Hadnall	369.41
Highley	1,093.56
Hinstock	530.92
Hodnet	584.32
Hope Bagot	28.79
Hopesay	239.17
Hopton Cangeford & Stoke St. Milborough	161.10
Hopton Castle	39.53
Hopton Wafers	290.42
Hordley	102.98
Ightfield	198.26
Kemberton	114.49
Kinlet	407.25
Kinnerley	520.46
Knockin	138.49

Parish of:	Taxbase
Leebotwood & Longnor	202.85
Leighton & Eaton Constantine	206.62
Llanfairwaterdine	104.81
Llanyblodwel	258.24
Llanymynech & Pant	679.61
Longden	532.60
Loppington	282.33
Ludford	244.05
Ludlow Town	3,490.42
Lydbury North	224.38
Lydham & More	127.82
Mainstone & Colebatch	87.61
Market Drayton Town	3,920.02
Melverley	52.47
Milson & Neen Sollars	122.97
Minsterley	586.84
Montford	255.81
Moreton Corbett & Lee Brockhurst	133.54
Moreton Say	203.05
Morville, Acton Round, Aston Eyre, Monkhopton & Upton Cressett	373.40
Much Wenlock Town	1,203.50
Munslow	174.89
Myddle & Broughton	632.46
Myndtown, Norbury, Ratlinghope & Wentnor	264.90
Nash	141.94
Neen Savage	159.28
Neenton	62.49
Newcastle	130.48
Norton-In-Hales	316.70
Onibury	130.74
Oswestry Rural	1,635.03
Oswestry Town	5,309.46
Pontesbury	1,307.70
Prees	1,113.67
Quatt Malvern	99.72
Richards Castle	143.78
Rushbury	271.39
Ruyton-XI-Towns	450.06
Ryton & Grindle	78.51
Selattyn & Gobowen	1,278.74
Shawbury	900.69
Sheriffhales	328.08
Shifnal Town	3,375.85
Shrewsbury Town	25,320.49
Sibdon Carwood	48.46
St. Martins	920.66
Stanton Lacy	164.39
Stanton-Upon-Hine Heath	242.49
Stockton	130.01
Stoke-Upon-Tern	474.73
Stottesdon & Sidbury	324.53
Stowe	47.63
Sutton Maddock	108.36
Sutton-Upon-Tern	399.65
Tasley	415.32
Tong	124.19

Parish of:	Taxbase
Uffington	124.01
Upton Magna	154.28
Welshampton & Lyneal	376.35
Wem Rural	673.42
Wem Town	1,975.47
West Felton	561.57
Westbury	519.28
Weston Rhyn	852.97
Weston-Under-Redcastle	120.18
Wheatthill	73.09
Whitchurch Rural	603.30
Whitchurch Town	3,329.59
Whittington	889.23
Whitton	71.81
Whixall	336.20
Wistanstow	333.37
Withington	103.35
Woore	597.80
Worfield & Rudge	913.64
Worthen with Shelve	795.26
Wroxeter & Uppington	160.80
Shropshire Council	113,688.99

being the amounts calculated by the Council in accordance with Regulation 6 of The Regulations, as the numbers of its Council Tax taxbase for the year for dwellings in those parts of the Council to which one or more special items relate.

3. That the following amounts be now calculated by the Council for the year 2021/22 in accordance with Sections 32 to 36 of The Act:

	Description	Amount £	Notes
A	Gross Expenditure	598,058,717	Gross expenditure including Parish precepts in accordance with s32(2) (a) - (e) of the Act.
B	Gross Income	380,302,349	Gross income including the use of reserves in accordance with s32(3) (a) - (c) of the Act.
C	Budget Requirement	217,756,368	The budget requirement in accordance with s32(4) of the Act
D	i) Business Rates	53,104,473	From the LG Finance Settlement
	ii) Revenue Support Grant	6,253,140	From the LG Finance Settlement
	iii) Transfer to Collection Fund	-21,382,985	Collection Fund surplus in accordance with s97 of the Local Government Finance Act 1988 and regulations made under s98 of the 1988 Act
	iv) Total of (D i-iv) inclusive	37,974,628	Business Rates, RSG, special grants and Collection Fund surplus.
E	Basic Amount of Council Tax	1,581.35	Item (c) - (d) divided by tax base (resolution 2(a) - this represents the weighted average Council Tax at Band D including Parish precepts but excluding Fire and Police in accordance with s33(1) of the Act.
F	Total of Special Items	9,109,553	This represents the total of Parish precepts in accordance with s34(1) of the Act.
G	Basic Amount of Council Tax for dwellings in parts of the area to which no special items relate	1,501.22	Item (c) - (d) - (f) divided by tax base (resolution 2(a)) in accordance with s34(2) of the Act.
H	Basic Amount of Council Tax for dwellings in parts of the area to which one or more special items relate	Sums shown in Schedule A Appendix 1	This represents the Band D Council Tax by Parish including Parish precepts but excluding Fire and Police in accordance with s34(3) of the Act.
I	Amount of Council Tax as in (h) for each Council Tax Band	Sums shown in Schedule B Appendix 1	This represents the Council Tax by Parish and by each valuation band including Parish precepts but excluding Fire and Police in accordance with s36(1) and s5(1) of the Act..

4. That it be noted that for the year 2021/22 the West Mercia Police & Crime Commissioner and the Shropshire & Wrekin Fire Authority have stated that the following amounts in precepts issued to the Council, in accordance with Section 40 of the Local Government Finance Act 1992, for each of the categories of dwelling shown below:

Precepting Authority	Valuation Bands - 2021/22							
	A	B	C	D	E	F	G	H
	£	£	£	£	£	£	£	£
Shropshire & Wrekin Fire Authority	69.47	81.04	92.62	104.20	127.36	150.51	173.67	208.40
West Mercia Police & Crime Commissioner	160.13	186.81	213.50	240.19	293.57	346.94	400.32	480.38

5. That having calculated the aggregate in each case of the amounts at 3(i) and 4 above, the Council, in accordance with Section 30(2) of the Local Government Finance Act 1992, hereby sets the amounts listed in Schedule C Appendix 1 as the amounts of Council Tax for the year 2021/22 for each of the categories of dwellings in the Council's area.

		Schedule A
Basic Amounts of Council Tax at Band D for Combined Shropshire Council and Parish/Town Councils 2021/22		
Parish / Town Council	£:p	
Abdon & Heath	1,501.22	
Acton Burnell, Frodesley, Pitchford, Ruckley & Langley	1,523.52	
Acton Scott	1,511.05	
Adderley	1,578.59	
Alberbury with Cardeston	1,524.86	
Albrighton	1,606.16	
All Stretton, Smethcott & Woolstaston	1,538.50	
Alveley & Romsley	1,563.72	
Ashford Bowdler	1,501.22	
Ashford Carbonel	1,546.22	
Astley	1,534.45	
Astley Abbotts	1,526.67	
Aston Botterell, Burwarton & Cleobury North	1,554.56	
Atcham	1,563.10	
Badger	1,567.83	
Barrow	1,539.52	
Baschurch	1,544.63	
Bayston Hill	1,598.23	
Beckbury	1,560.58	
Bedstone & Bucknell	1,574.88	
Berrington	1,535.27	
Bettws-Y-Crwyn	1,572.39	
Bicton	1,530.11	
Billingsley, Deuxhill, Glazeley & Middleton Scriven	1,537.95	
Bishops Castle Town	1,722.69	
Bitterley	1,522.21	
Bomere Heath & District	1,526.65	
Bonningale	1,522.26	
Boraston	1,507.17	
Bridgnorth Town	1,641.75	
Bromfield	1,533.56	
Broseley Town	1,680.53	
Buildwas	1,579.07	
Burford	1,552.52	
Cardington	1,536.46	
Caynham	1,539.75	
Chelmarsh	1,561.12	
Cheswardine	1,557.51	
Chetton	1,539.08	
Childs Ercall	1,543.79	
Chirbury with Brompton	1,537.34	
Church Preen, Hughley & Kenley	1,527.83	
Church Pulverbatch	1,521.81	
Church Stretton & Little Stretton Town	1,688.88	
Claverley	1,528.17	
Clee St. Margaret	1,501.22	
Cleobury Mortimer	1,600.63	
Clive	1,559.49	
Clun Town with Chapel Lawn	1,581.79	
Clunbury	1,521.62	
Clungunford	1,526.06	
Cockshutt-cum-Petton	1,564.30	
Condover	1,550.38	
Coreley	1,554.66	
Cound	1,528.55	
Craven Arms Town	1,574.78	
Cressage, Harley & Sheinton	1,568.17	
Culmington	1,529.69	
Diddlebury	1,533.01	
Ditton Priors	1,538.31	
Donington & Boscobel	1,560.30	
Eardington	1,542.74	
Easthope, Shipton & Stanton Long	1,516.37	
Eaton-Under-Heywood & Hope Bowdler	1,530.19	
Edgton	1,513.73	
Ellesmere Rural	1,540.81	
Ellesmere Town	1,658.22	
Farlow	1,517.85	
Ford	1,574.12	
Great Hanwood	1,577.40	
Great Ness & Little Ness	1,557.16	
Greete	1,501.22	
Grinshill	1,564.58	
Hadnall	1,535.30	
Highley	1,616.53	
Hinstock	1,552.72	
Hodnet	1,539.33	
Hope Bagot	1,520.32	
Hopesay	1,556.91	
Hopton Cangeford & Stoke St. Milborough	1,514.26	
Hopton Castle	1,518.12	
Hopton Wafers	1,531.18	

Basic Amounts of Council Tax at Band D for Combined Shropshire Council and Parish/Town Councils 2021/22	
Parish / Town Council	£:p
Hordley	1,544.83
Ightfield & Calverhall	1,570.57
Kemberton	1,531.35
Kinlet	1,525.48
Kinnerley	1,548.20
Knockin	1,602.10
Leebotwood & Longnor	1,545.59
Leighton & Eaton Constantine	1,534.56
Llanfairwaterdine	1,539.38
Llanyblodwel	1,541.39
Llanymynech & Pant	1,539.73
Longden	1,568.10
Loppington	1,514.96
Ludford	1,534.00
Ludlow Town	1,685.86
Lydbury North	1,553.05
Lydham & More	1,501.22
Mainstone & Colebatch	1,512.63
Market Drayton Town	1,625.70
Melverley	1,586.98
Milson & Neen Sollars	1,564.87
Minsterley	1,538.71
Montford	1,524.67
Moreton Corbett & Lee Brockhurst	1,515.45
Moreton Say	1,563.41
Morville, Acton Round, Aston Eyre, Monkhopton & Upton Cressett	1,517.29
Much Wenlock Town	1,674.22
Munslow	1,533.43
Myddle & Broughton	1,547.47
Myrdtown, Norbury, Ratlinghope & Wentnor	1,519.05
Nash	1,524.25
Neen Savage	1,535.98
Neenton	1,501.22
Newcastle	1,561.00
Norton-In-Hales	1,565.16
Onibury	1,536.94
Oswestry Rural	1,522.70
Oswestry Town	1,581.64
Pontesbury	1,609.97
Prees	1,524.16
Quatt Malvern	1,561.39
Richards Castle	1,532.52
Rushbury	1,529.59
Ruyton-XI-Towns	1,569.08
Ryton & Grindle	1,548.67
Selattyn & Gobowen	1,567.52
Shawbury	1,566.56
Sheriffhales	1,549.99
Shifnal Town	1,646.42
Shrewsbury Town	1,561.47
Sibdon Carwood	1,501.22
St. Martins	1,559.56
Stanton Lacy	1,526.95
Stanton-Upon-Hine Heath	1,546.55
Stockton	1,544.37
Stoke-Upon-Tern	1,543.35
Stottesdon & Sidbury	1,579.33
Stowe	1,519.28
Sutton Maddock	1,525.99
Sutton-Upon-Tern	1,519.22
Tasley	1,520.80
Tong	1,530.21
Uffington	1,582.62
Upton Magna	1,534.03
Welshampton & Lyneal	1,564.00
Wem Rural	1,540.29
Wem Town	1,670.29
West Felton	1,536.75
Westbury	1,528.58
Weston Rhyn	1,541.08
Weston-Under-Redcastle	1,551.15
Wheathill	1,538.16
Whitchurch Rural	1,540.01
Whitchurch Town	1,652.67
Whittington	1,556.27
Whitton	1,501.22
Whixall	1,529.47
Wistanstow	1,538.39
Withington	1,559.28
Woore	1,552.62
Worfield & Rudge	1,527.49
Worthen with Shelve	1,547.93
Wroxeter & Uppington	1,530.98

Council Tax for Combined Shropshire Council and Parish/Town Councils 2021/22									Schedule B
Parish / Town Council	Band A £:p	Band B £:p	Band C £:p	Band D £:p	Band E £:p	Band F £:p	Band G £:p	Band H £:p	
Abdon & Heath	1,000.81	1,167.61	1,334.42	1,501.22	1,834.83	2,168.43	2,502.03	3,002.44	
Acton Burnell, Frodesley, Pitchford, Ruckley & Langley	1,015.68	1,184.95	1,354.24	1,523.52	1,862.09	2,200.64	2,539.20	3,047.04	
Acton Scott	1,007.36	1,175.26	1,343.16	1,511.05	1,846.84	2,182.63	2,518.41	3,022.10	
Adderley	1,052.39	1,227.79	1,403.19	1,578.59	1,929.39	2,280.19	2,630.98	3,157.18	
Alberbury with Cardeston	1,016.57	1,186.00	1,355.43	1,524.86	1,863.72	2,202.58	2,541.43	3,049.72	
Albrighton	1,070.77	1,249.23	1,427.70	1,606.16	1,963.09	2,320.01	2,676.93	3,212.32	
All Stretton, Smethcott & Woolstaston	1,025.66	1,196.61	1,367.56	1,538.50	1,880.39	2,222.28	2,564.16	3,077.00	
Alveley & Romsley	1,042.48	1,216.22	1,389.98	1,563.72	1,911.22	2,258.71	2,606.20	3,127.44	
Ashford Bowdler	1,000.81	1,167.61	1,334.42	1,501.22	1,834.83	2,168.43	2,502.03	3,002.44	
Ashford Carbonel	1,030.81	1,202.61	1,374.42	1,546.22	1,889.83	2,233.43	2,577.03	3,092.44	
Astley	1,022.96	1,193.46	1,363.96	1,534.45	1,875.44	2,216.43	2,557.41	3,068.90	
Astley Abbotts	1,017.78	1,187.40	1,357.04	1,526.67	1,865.94	2,205.19	2,544.45	3,053.34	
Aston Botterell, Burwarton & Cleobury North	1,036.37	1,209.10	1,381.83	1,554.56	1,900.02	2,245.48	2,590.93	3,109.12	
Atcham	1,042.06	1,215.74	1,389.42	1,563.10	1,910.46	2,257.81	2,605.16	3,126.20	
Badger	1,045.22	1,219.42	1,393.63	1,567.83	1,916.24	2,264.64	2,613.05	3,135.66	
Barrow	1,026.34	1,197.40	1,368.46	1,539.52	1,881.64	2,223.75	2,565.86	3,079.04	
Baschurch	1,029.75	1,201.37	1,373.01	1,544.63	1,887.89	2,231.13	2,574.38	3,089.26	
Bayston Hill	1,065.48	1,243.06	1,420.65	1,598.23	1,953.40	2,308.56	2,663.71	3,196.46	
Beckbury	1,040.38	1,213.78	1,387.18	1,560.58	1,907.38	2,254.17	2,600.96	3,121.16	
Bedstone & Bucknell	1,049.92	1,224.90	1,399.90	1,574.88	1,924.86	2,274.83	2,624.80	3,149.76	
Berrington	1,023.51	1,194.09	1,364.69	1,535.27	1,876.45	2,217.61	2,558.78	3,070.54	
Bettws-Y-Cnwyn	1,048.26	1,222.96	1,397.68	1,572.39	1,921.82	2,271.23	2,620.65	3,144.78	
Biction	1,020.07	1,190.08	1,360.10	1,530.11	1,870.14	2,210.16	2,550.18	3,060.22	
Billingsley, Deuxhill, Glazeley & Middleton Scriven	1,025.30	1,196.18	1,367.07	1,537.95	1,879.72	2,221.48	2,563.25	3,075.90	
Bishops Castle Town	1,148.46	1,339.86	1,531.28	1,722.69	2,105.52	2,488.33	2,871.15	3,445.38	
Bitterley	1,014.80	1,183.94	1,353.08	1,522.21	1,860.48	2,198.75	2,537.01	3,044.42	
Bomere Heath & District	1,017.76	1,187.39	1,357.02	1,526.65	1,865.91	2,205.16	2,544.41	3,053.30	
Bonningale	1,014.84	1,183.97	1,353.12	1,522.26	1,860.55	2,198.82	2,537.10	3,044.52	
Boraston	1,004.78	1,172.24	1,339.71	1,507.17	1,842.10	2,177.02	2,511.95	3,014.34	
Bridgnorth Town	1,094.50	1,276.91	1,459.34	1,641.75	2,006.59	2,371.42	2,736.25	3,283.50	
Bromfield	1,022.37	1,192.76	1,363.17	1,533.56	1,874.36	2,215.14	2,555.93	3,067.12	
Broseley Town	1,120.35	1,307.07	1,493.81	1,680.53	2,053.99	2,427.43	2,800.88	3,361.06	
Builwas	1,052.71	1,228.16	1,403.62	1,579.07	1,929.98	2,280.88	2,631.78	3,158.14	
Burford	1,035.01	1,207.51	1,380.02	1,552.52	1,897.53	2,242.53	2,587.53	3,105.04	
Cardington	1,024.30	1,195.02	1,365.74	1,536.46	1,877.90	2,219.33	2,560.76	3,072.92	
Caynham	1,026.50	1,197.58	1,368.67	1,539.75	1,881.92	2,224.08	2,566.25	3,079.50	
Chelmarsh	1,040.74	1,214.20	1,387.66	1,561.12	1,908.04	2,254.95	2,601.86	3,122.24	
Cheswardine	1,038.34	1,211.39	1,384.46	1,557.51	1,903.63	2,249.74	2,595.85	3,115.02	
Chetton	1,026.05	1,197.06	1,368.07	1,539.08	1,881.10	2,223.12	2,565.13	3,078.16	
Childs Ercall	1,029.19	1,200.72	1,372.26	1,543.79	1,886.86	2,229.92	2,572.98	3,087.58	
Chirbury with Brompton	1,024.89	1,195.70	1,366.53	1,537.34	1,878.98	2,220.60	2,562.23	3,074.68	
Church Preen, Hughley & Kenley	1,018.55	1,188.31	1,358.07	1,527.83	1,867.35	2,206.87	2,546.38	3,055.66	
Church Pulverbatch	1,014.54	1,183.62	1,352.72	1,521.81	1,860.00	2,198.17	2,536.35	3,043.62	
Church Stretton & Little Stretton Town	1,125.92	1,313.57	1,501.23	1,688.88	2,064.19	2,439.49	2,814.80	3,377.76	
Claverley	1,018.78	1,188.57	1,358.38	1,528.17	1,867.77	2,207.36	2,546.95	3,056.34	
Clee St. Margaret	1,000.81	1,167.61	1,334.42	1,501.22	1,834.83	2,168.43	2,502.03	3,002.44	
Cleobury Mortimer	1,067.08	1,244.93	1,422.78	1,600.63	1,956.33	2,312.02	2,667.71	3,201.26	
Clive	1,039.66	1,212.93	1,386.22	1,559.49	1,906.05	2,252.60	2,599.15	3,118.98	
Ctun Town with Chapel Lawn	1,054.52	1,230.28	1,406.04	1,581.79	1,933.30	2,284.81	2,636.31	3,163.58	
Ctunbury	1,014.41	1,183.48	1,352.55	1,521.62	1,859.76	2,197.90	2,536.03	3,043.24	
Ctununford	1,017.37	1,186.93	1,356.50	1,526.06	1,865.19	2,204.31	2,543.43	3,052.12	
Cockshutt-cum-Petton	1,042.86	1,216.67	1,390.49	1,564.30	1,911.93	2,259.55	2,607.16	3,128.60	
Condover	1,033.58	1,205.85	1,378.12	1,550.38	1,894.91	2,239.44	2,583.96	3,100.76	
Coreley	1,036.44	1,209.17	1,381.92	1,554.66	1,900.15	2,245.62	2,591.10	3,109.32	
Cound	1,019.03	1,188.87	1,358.71	1,528.55	1,868.23	2,207.91	2,547.58	3,057.10	
Craven Arms Town	1,049.85	1,224.82	1,399.81	1,574.78	1,924.74	2,274.68	2,624.63	3,149.56	
Cressage, Harley & Sheinton	1,045.44	1,219.68	1,393.93	1,568.17	1,916.66	2,265.14	2,613.61	3,136.34	
Culmington	1,019.79	1,189.75	1,359.73	1,529.69	1,869.63	2,209.55	2,549.48	3,059.38	
Diddlebury	1,022.00	1,192.34	1,362.68	1,533.01	1,873.68	2,214.35	2,555.01	3,066.02	
Ditton Priors	1,025.54	1,196.46	1,367.39	1,538.31	1,880.16	2,222.00	2,563.85	3,076.62	
Donington & Boscobel	1,040.20	1,213.56	1,386.94	1,560.30	1,907.04	2,253.77	2,600.50	3,120.60	
Eardington	1,028.49	1,199.90	1,371.33	1,542.74	1,885.58	2,228.40	2,571.23	3,085.48	
Easthope, Shipton & Stanton Long	1,010.91	1,179.39	1,347.89	1,516.37	1,853.35	2,190.31	2,527.28	3,032.74	
Eaton-Under-Heywood & Hope Bowdler	1,020.12	1,190.14	1,360.17	1,530.19	1,870.24	2,210.28	2,550.31	3,060.38	
Edgton	1,009.15	1,177.34	1,345.54	1,513.73	1,850.12	2,186.50	2,522.88	3,027.46	
Ellesmere Rural	1,027.20	1,198.40	1,369.61	1,540.81	1,883.22	2,225.62	2,568.01	3,081.62	
Ellesmere Town	1,105.48	1,289.72	1,473.98	1,658.22	2,026.72	2,395.21	2,763.70	3,316.44	
Farlow	1,011.90	1,180.54	1,349.20	1,517.85	1,855.16	2,192.45	2,529.75	3,035.70	
Ford	1,049.41	1,224.31	1,399.22	1,574.12	1,923.93	2,273.73	2,623.53	3,148.24	
Great Hanwood	1,051.60	1,226.86	1,402.14	1,577.40	1,927.94	2,278.47	2,629.00	3,154.80	
Great Ness & Little Ness	1,038.10	1,211.12	1,384.14	1,557.16	1,903.20	2,249.23	2,595.26	3,114.32	
Greete	1,000.81	1,167.61	1,334.42	1,501.22	1,834.83	2,168.43	2,502.03	3,002.44	
Grimshill	1,043.05	1,216.89	1,390.74	1,564.58	1,912.27	2,259.95	2,607.63	3,129.16	
Hadnall	1,023.53	1,194.12	1,364.71	1,535.30	1,876.48	2,217.66	2,558.83	3,070.60	
Highley	1,077.68	1,257.30	1,436.92	1,616.53	1,975.76	2,334.99	2,694.21	3,233.06	
Hinstock	1,035.14	1,207.67	1,380.20	1,552.72	1,897.77	2,242.82	2,587.86	3,105.44	
Hodnet	1,026.22	1,197.25	1,368.30	1,539.33	1,881.41	2,223.48	2,565.55	3,078.66	
Hope Bagot	1,013.54	1,182.47	1,351.40	1,520.32	1,858.17	2,196.02	2,533.86	3,040.64	
Hopesay	1,037.94	1,210.92	1,383.92	1,556.91	1,902.90	2,248.87	2,594.85	3,113.82	
Hopton Cangeford & Stoke St. Milborough	1,009.50	1,177.75	1,346.01	1,514.26	1,850.77	2,187.27	2,523.76	3,028.52	
Hopton Castle	1,012.08	1,180.75	1,349.44	1,518.12	1,855.49	2,192.84	2,530.20	3,036.24	
Hopton Wafers	1,020.78	1,190.91	1,361.05	1,531.18	1,871.45	2,211.71	2,551.96	3,062.36	

Council Tax for Combined Shropshire Council and Parish/Town Councils 2021/22									Schedule B
Parish / Town Council	Band A £:p	Band B £:p	Band C £:p	Band D £:p	Band E £:p	Band F £:p	Band G £:p	Band H £:p	
Hordley	1,029.88	1,201.53	1,373.18	1,544.83	1,888.13	2,231.42	2,574.71	3,089.66	
Ightfield & Calverhall	1,047.04	1,221.55	1,396.06	1,570.57	1,919.59	2,268.60	2,617.61	3,141.14	
Kemberton	1,020.90	1,191.04	1,361.20	1,531.35	1,871.66	2,211.95	2,552.25	3,062.70	
Kinlet	1,016.98	1,186.48	1,355.98	1,525.48	1,864.48	2,203.47	2,542.46	3,050.96	
Kinnerley	1,032.13	1,204.15	1,376.18	1,548.20	1,892.25	2,236.29	2,580.33	3,096.40	
Knockin	1,068.06	1,246.07	1,424.09	1,602.10	1,958.13	2,314.15	2,670.16	3,204.20	
Leebotwood & Longnor	1,030.39	1,202.12	1,373.86	1,545.59	1,889.06	2,232.52	2,575.98	3,091.18	
Leighton & Eaton Constantine	1,023.04	1,193.54	1,364.06	1,534.56	1,875.58	2,216.59	2,557.60	3,069.12	
Llanfairwaterdine	1,026.25	1,197.29	1,368.34	1,539.38	1,881.47	2,223.55	2,565.63	3,078.76	
Llanyblodwel	1,027.59	1,198.85	1,370.13	1,541.39	1,883.93	2,226.45	2,568.98	3,082.78	
Llanymynech & Pant	1,026.48	1,197.56	1,368.65	1,539.73	1,881.90	2,224.06	2,566.21	3,079.46	
Longden	1,045.40	1,219.63	1,393.87	1,568.10	1,916.57	2,265.03	2,613.50	3,136.20	
Loppington	1,009.97	1,178.30	1,346.63	1,514.96	1,851.62	2,188.28	2,524.93	3,029.92	
Ludford	1,022.66	1,193.11	1,363.56	1,534.00	1,874.89	2,215.78	2,556.66	3,068.00	
Ludlow Town	1,123.90	1,311.22	1,498.54	1,685.86	2,060.50	2,435.13	2,809.76	3,371.72	
Lydbury North	1,035.36	1,207.92	1,380.49	1,553.05	1,898.18	2,243.30	2,588.41	3,106.10	
Lydham & More	1,000.81	1,167.61	1,334.42	1,501.22	1,834.83	2,168.43	2,502.03	3,002.44	
Mainstone & Colebatch	1,008.42	1,176.48	1,344.56	1,512.63	1,848.78	2,184.91	2,521.05	3,025.26	
Market Drayton Town	1,083.80	1,264.43	1,445.07	1,625.70	1,986.97	2,348.23	2,709.50	3,251.40	
Melverley	1,057.98	1,234.31	1,410.65	1,586.98	1,939.65	2,292.31	2,644.96	3,173.96	
Milson & Neen Sollars	1,043.24	1,217.12	1,391.00	1,564.87	1,912.62	2,260.37	2,608.11	3,129.74	
Minsterley	1,025.80	1,196.77	1,367.74	1,538.71	1,880.65	2,222.58	2,564.51	3,077.42	
Montford	1,016.44	1,185.85	1,355.26	1,524.67	1,863.49	2,202.30	2,541.11	3,049.34	
Moreton Corbett & Lee Brockhurst	1,010.30	1,178.68	1,347.07	1,515.45	1,852.22	2,188.98	2,525.75	3,030.90	
Moreton Say	1,042.27	1,215.98	1,389.70	1,563.41	1,910.84	2,258.26	2,605.68	3,126.82	
Morville, Acton Round, Aston Eyre, Monkhoppton & Upton Cressett	1,011.52	1,180.11	1,348.70	1,517.29	1,854.47	2,191.64	2,528.81	3,034.58	
Much Wenlock Town	1,116.14	1,302.17	1,488.20	1,674.22	2,046.27	2,418.32	2,790.36	3,348.44	
Munslow	1,022.28	1,192.66	1,363.05	1,533.43	1,874.20	2,214.96	2,555.71	3,066.86	
Myddle & Broughton	1,031.64	1,203.58	1,375.53	1,547.47	1,891.36	2,235.24	2,579.11	3,094.94	
Myndtown, Norbury, Ratlinghope & Wentnor	1,012.70	1,181.48	1,350.27	1,519.05	1,856.62	2,194.18	2,531.75	3,038.10	
Nash	1,016.16	1,185.52	1,354.89	1,524.25	1,862.98	2,201.70	2,540.41	3,048.50	
Neen Savage	1,023.98	1,194.65	1,365.32	1,535.98	1,877.31	2,218.64	2,559.96	3,071.96	
Neenton	1,000.81	1,167.61	1,334.42	1,501.22	1,834.83	2,168.43	2,502.03	3,002.44	
Newcastle	1,040.66	1,214.11	1,387.56	1,561.00	1,907.89	2,254.78	2,601.66	3,122.00	
Norton-In-Hales	1,043.44	1,217.34	1,391.26	1,565.16	1,912.98	2,260.79	2,608.60	3,130.32	
Onibury	1,024.62	1,195.39	1,366.17	1,536.94	1,878.49	2,220.03	2,561.56	3,073.88	
Oswestry Rural	1,015.13	1,184.32	1,353.51	1,522.70	1,861.08	2,199.46	2,537.83	3,045.40	
Oswestry Town	1,054.42	1,230.16	1,405.90	1,581.64	1,933.12	2,284.59	2,636.06	3,163.28	
Pontesbury	1,073.31	1,252.19	1,431.09	1,609.97	1,967.75	2,325.51	2,683.28	3,219.94	
Prees	1,016.10	1,185.45	1,354.81	1,524.16	1,862.87	2,201.57	2,540.26	3,048.32	
Quatt Malvern	1,040.92	1,214.41	1,387.90	1,561.39	1,908.37	2,255.34	2,602.31	3,122.78	
Richards Castle	1,021.68	1,191.95	1,362.24	1,532.52	1,873.09	2,213.64	2,554.20	3,065.04	
Rushbury	1,019.72	1,189.68	1,359.64	1,529.59	1,869.50	2,209.41	2,549.31	3,059.18	
Ruyton-XI-Towns	1,046.05	1,220.39	1,394.74	1,569.08	1,917.77	2,266.45	2,615.13	3,138.16	
Ryton & Grindle	1,032.44	1,204.52	1,376.60	1,548.67	1,892.82	2,236.97	2,581.11	3,097.34	
Selattyn & Gobowen	1,045.01	1,219.18	1,393.35	1,567.52	1,915.86	2,264.20	2,612.53	3,135.04	
Shawbury	1,044.37	1,218.43	1,392.50	1,566.56	1,914.69	2,262.81	2,610.93	3,133.12	
Sheriffhales	1,033.32	1,205.54	1,377.77	1,549.99	1,894.44	2,238.88	2,583.31	3,099.98	
Shifnal Town	1,097.61	1,280.54	1,463.49	1,646.42	2,012.30	2,378.16	2,744.03	3,292.84	
Shrewsbury Town	1,040.98	1,214.47	1,387.98	1,561.47	1,908.47	2,255.46	2,602.45	3,122.94	
Sibdon Carwood	1,000.81	1,167.61	1,334.42	1,501.22	1,834.83	2,168.43	2,502.03	3,002.44	
St. Martins	1,039.70	1,212.99	1,386.28	1,559.56	1,906.13	2,252.70	2,599.26	3,119.12	
Stanton Lacy	1,017.96	1,187.62	1,357.29	1,526.95	1,866.28	2,205.60	2,544.91	3,053.90	
Stanton-Upon-Hine Heath	1,031.03	1,202.87	1,374.71	1,546.55	1,890.23	2,233.91	2,577.58	3,093.10	
Stockton	1,029.58	1,201.17	1,372.78	1,544.37	1,887.57	2,230.76	2,573.95	3,088.74	
Stoke-Upon-Tern	1,028.90	1,200.38	1,371.87	1,543.35	1,886.32	2,229.28	2,572.25	3,086.70	
Stottesdon & Sidbury	1,052.88	1,228.36	1,403.85	1,579.33	1,930.30	2,281.26	2,632.21	3,158.66	
Stowe	1,012.85	1,181.66	1,350.47	1,519.28	1,856.90	2,194.52	2,532.13	3,038.56	
Sutton Maddock	1,017.32	1,186.88	1,356.44	1,525.99	1,865.10	2,204.21	2,543.31	3,051.98	
Sutton-Upon-Tern	1,012.81	1,181.61	1,350.42	1,519.22	1,856.83	2,194.43	2,532.03	3,038.44	
Tasley	1,013.86	1,182.84	1,351.82	1,520.80	1,858.76	2,196.71	2,534.66	3,041.60	
Tong	1,020.14	1,190.16	1,360.19	1,530.21	1,870.26	2,210.30	2,550.35	3,060.42	
Uffington	1,055.08	1,230.92	1,406.78	1,582.62	1,934.32	2,286.01	2,637.70	3,165.24	
Upton Magna	1,022.68	1,193.13	1,363.58	1,534.03	1,874.93	2,215.82	2,556.71	3,068.06	
Welshampton & Lyneal	1,042.66	1,216.44	1,390.22	1,564.00	1,911.56	2,259.11	2,606.66	3,128.00	
Wem Rural	1,026.86	1,198.00	1,369.15	1,540.29	1,882.58	2,224.86	2,567.15	3,080.58	
Wem Town	1,113.52	1,299.11	1,484.70	1,670.29	2,041.47	2,412.64	2,783.81	3,340.58	
West Felton	1,024.50	1,195.24	1,366.00	1,536.75	1,878.26	2,219.75	2,561.25	3,073.50	
Westbury	1,019.05	1,188.89	1,358.74	1,528.58	1,868.27	2,207.95	2,547.63	3,057.16	
Weston Rhyn	1,027.38	1,198.61	1,369.85	1,541.08	1,883.55	2,226.01	2,568.46	3,082.16	
Weston-Under-Redcastle	1,034.10	1,206.44	1,378.80	1,551.15	1,895.86	2,240.55	2,585.25	3,102.30	
Wheathill	1,025.44	1,196.34	1,367.26	1,538.16	1,879.98	2,221.79	2,563.60	3,076.32	
Whitchurch Rural	1,026.67	1,197.78	1,368.90	1,540.01	1,882.24	2,224.46	2,566.68	3,080.02	
Whitchurch Town	1,101.78	1,285.40	1,469.04	1,652.67	2,019.94	2,387.19	2,754.45	3,305.34	
Whittington	1,037.51	1,210.43	1,383.35	1,556.27	1,902.11	2,247.95	2,593.78	3,112.54	
Whitton	1,000.81	1,167.61	1,334.42	1,501.22	1,834.83	2,168.43	2,502.03	3,002.44	
Whixall	1,019.64	1,189.58	1,359.53	1,529.47	1,869.36	2,209.24	2,549.11	3,058.94	
Wistanstow	1,025.59	1,196.52	1,367.46	1,538.39	1,880.26	2,222.12	2,563.98	3,076.78	
Withington	1,039.52	1,212.77	1,386.03	1,559.28	1,905.79	2,252.29	2,598.80	3,118.56	
Woore	1,035.08	1,207.59	1,380.11	1,552.62	1,897.65	2,242.67	2,587.70	3,105.24	
Worfield & Rudge	1,018.32	1,188.04	1,357.77	1,527.49	1,866.94	2,206.38	2,545.81	3,054.98	
Worthen with Shelve	1,031.95	1,203.94	1,375.94	1,547.93	1,891.92	2,235.90	2,579.88	3,095.86	
Wroxeter & Uppington	1,020.65	1,190.76	1,360.87	1,530.98	1,871.20	2,211.42	2,551.63	3,061.96	

Council Tax Bands A to H for Shropshire Council, Fire Authority, Police & Crime Commissioner and Parish/Town Councils 2021/22									Schedule C
Parish / Town Council	Band A £:p	Band B £:p	Band C £:p	Band D £:p	Band E £:p	Band F £:p	Band G £:p	Band H £:p	
Abdon & Heath	1,230.41	1,435.46	1,640.54	1,845.61	2,255.76	2,665.88	3,076.02	3,691.22	
Acton Burnell, Frodesley, Pitchford, Ruckley & Langley	1,245.28	1,452.80	1,660.36	1,867.91	2,283.02	2,698.09	3,113.19	3,735.82	
Acton Scott	1,236.96	1,443.11	1,649.28	1,855.44	2,267.77	2,680.08	3,092.40	3,710.88	
Adderley	1,281.99	1,495.64	1,709.31	1,922.98	2,350.32	2,777.64	3,204.97	3,845.96	
Alberbury with Cardeston	1,246.17	1,453.85	1,661.55	1,869.25	2,284.65	2,700.03	3,115.42	3,738.50	
Albrighton	1,300.37	1,517.08	1,733.82	1,950.55	2,384.02	2,817.46	3,250.92	3,901.10	
All Stretton, Smethcott & Woolstaston	1,255.26	1,464.46	1,673.68	1,882.89	2,301.32	2,719.73	3,138.15	3,765.78	
Alveley & Romsley	1,272.08	1,484.07	1,696.10	1,908.11	2,332.15	2,756.16	3,180.19	3,816.22	
Ashford Bowdler	1,230.41	1,435.46	1,640.54	1,845.61	2,255.76	2,665.88	3,076.02	3,691.22	
Ashford Carbonel	1,260.41	1,470.46	1,680.54	1,890.61	2,310.76	2,730.88	3,151.02	3,781.22	
Astley	1,252.56	1,461.31	1,670.08	1,878.84	2,296.37	2,713.88	3,131.40	3,757.68	
Astley Abbotts	1,247.38	1,455.25	1,663.16	1,871.06	2,286.87	2,702.64	3,118.44	3,742.12	
Aston Botterell, Burwarton & Cleobury North	1,265.97	1,476.95	1,687.95	1,898.95	2,320.95	2,742.93	3,164.92	3,797.90	
Atcham	1,271.66	1,483.59	1,695.54	1,907.49	2,331.39	2,755.26	3,179.15	3,814.98	
Badger	1,274.82	1,487.27	1,699.75	1,912.22	2,337.17	2,762.09	3,187.04	3,824.44	
Barrow	1,255.94	1,465.25	1,674.58	1,883.91	2,302.57	2,721.20	3,139.85	3,767.82	
Baschurch	1,259.35	1,469.22	1,679.13	1,889.02	2,308.82	2,728.58	3,148.37	3,778.04	
Bayston Hill	1,295.08	1,510.91	1,726.77	1,942.62	2,374.33	2,806.01	3,237.70	3,885.24	
Beckbury	1,269.98	1,481.63	1,693.30	1,904.97	2,328.31	2,751.62	3,174.95	3,809.94	
Bedstone & Bucknell	1,279.52	1,492.75	1,706.02	1,919.27	2,345.79	2,772.28	3,198.79	3,838.54	
Berrington	1,253.11	1,461.94	1,670.81	1,879.66	2,297.38	2,715.06	3,132.77	3,759.32	
Bettws-Y-Crwyn	1,277.86	1,490.81	1,703.80	1,916.78	2,342.75	2,768.68	3,194.64	3,833.56	
Bicton	1,249.67	1,457.93	1,666.22	1,874.50	2,291.07	2,707.61	3,124.17	3,749.00	
Billingsley, Deuxhill, Glazeley & Middleton Scriven	1,254.90	1,464.03	1,673.19	1,882.34	2,300.65	2,718.93	3,137.24	3,764.68	
Bishops Castle Town	1,378.06	1,607.71	1,837.40	2,067.08	2,526.45	2,985.78	3,445.14	4,134.16	
Bitterley	1,244.40	1,451.79	1,659.20	1,866.60	2,281.41	2,696.20	3,111.00	3,733.20	
Bomere Heath & District	1,247.36	1,455.24	1,663.14	1,871.04	2,286.84	2,702.61	3,118.40	3,742.08	
Bonningale	1,244.44	1,451.82	1,659.24	1,866.65	2,281.48	2,696.27	3,111.09	3,733.30	
Boraston	1,234.38	1,440.09	1,645.83	1,851.56	2,263.03	2,674.47	3,085.94	3,703.12	
Bridgnorth Town	1,324.10	1,544.76	1,765.46	1,986.14	2,427.52	2,868.87	3,310.24	3,972.28	
Bromfield	1,251.97	1,460.61	1,669.29	1,877.95	2,295.29	2,712.59	3,129.92	3,755.90	
Broseley Town	1,349.95	1,574.92	1,799.93	2,024.92	2,474.92	2,924.88	3,374.87	4,049.84	
Burdwas	1,282.31	1,496.01	1,709.74	1,923.46	2,350.91	2,778.33	3,205.77	3,846.92	
Burford	1,264.61	1,475.36	1,686.14	1,896.91	2,318.46	2,739.98	3,161.52	3,793.82	
Cardington	1,253.90	1,462.87	1,671.86	1,880.85	2,298.83	2,716.78	3,134.75	3,761.70	
Caynham	1,256.10	1,465.43	1,674.79	1,884.14	2,302.85	2,721.53	3,140.24	3,768.28	
Chelmarsh	1,270.34	1,482.05	1,693.78	1,905.51	2,328.97	2,752.40	3,175.85	3,811.02	
Cheswardine	1,267.94	1,479.24	1,690.58	1,901.90	2,324.56	2,747.19	3,169.84	3,803.80	
Chetton	1,255.65	1,464.91	1,674.19	1,883.47	2,302.03	2,720.57	3,139.12	3,766.94	
Childs Ercall	1,258.79	1,468.57	1,678.38	1,888.18	2,307.79	2,727.37	3,146.97	3,776.36	
Chirbury with Brompton	1,254.49	1,463.55	1,672.65	1,881.73	2,299.91	2,718.05	3,136.22	3,763.46	
Church Preen, Hughley & Kenley	1,248.15	1,456.16	1,664.19	1,872.22	2,288.28	2,704.32	3,120.37	3,744.41	
Church Pulverbatch	1,244.14	1,451.47	1,658.84	1,866.20	2,280.93	2,695.62	3,110.34	3,732.40	
Church Stretton & Little Stretton Town	1,355.52	1,581.42	1,807.35	2,033.27	2,485.12	2,936.94	3,388.79	4,066.54	
Claverley	1,248.38	1,456.42	1,664.50	1,872.56	2,288.70	2,704.81	3,120.94	3,745.12	
Clee St. Margaret	1,230.41	1,435.46	1,640.54	1,845.61	2,255.76	2,665.88	3,076.02	3,691.22	
Cleobury Mortimer	1,296.68	1,512.78	1,728.90	1,945.02	2,377.26	2,809.47	3,241.70	3,890.04	
Clive	1,269.26	1,480.78	1,692.34	1,903.88	2,326.98	2,750.05	3,173.14	3,807.76	
Clun Town with Chapel Lawn	1,284.12	1,498.13	1,712.16	1,926.18	2,354.23	2,782.26	3,210.30	3,852.36	
Clunbury	1,244.01	1,451.33	1,658.67	1,866.01	2,280.69	2,695.35	3,110.02	3,732.02	
Clungunford	1,246.97	1,454.78	1,662.62	1,870.45	2,286.12	2,701.76	3,117.42	3,740.90	
Cockshutt-cum-Petton	1,272.46	1,484.52	1,696.61	1,908.69	2,332.86	2,757.00	3,181.15	3,817.38	
Condover	1,263.18	1,473.70	1,684.24	1,894.77	2,315.84	2,736.89	3,157.95	3,789.54	
Coreley	1,266.04	1,477.02	1,688.04	1,899.05	2,321.08	2,743.07	3,165.09	3,798.10	
Cound	1,248.63	1,456.72	1,664.83	1,872.94	2,289.16	2,705.36	3,121.57	3,745.88	
Craven Arms Town	1,279.45	1,492.67	1,705.93	1,919.17	2,345.67	2,772.13	3,198.62	3,838.34	
Cressage, Harley & Sheinton	1,275.04	1,487.53	1,700.05	1,912.56	2,337.59	2,762.59	3,187.60	3,825.12	
Culmington	1,249.39	1,457.60	1,665.85	1,874.08	2,290.56	2,707.00	3,123.47	3,748.16	
Diddlebury	1,251.60	1,460.19	1,668.80	1,877.40	2,294.61	2,711.80	3,129.00	3,754.80	
Ditton Priors	1,255.14	1,464.31	1,673.51	1,882.70	2,301.09	2,719.45	3,137.84	3,765.40	
Donington & Boscobel	1,269.80	1,481.41	1,693.06	1,904.69	2,327.97	2,751.22	3,174.49	3,809.38	
Eardington	1,258.09	1,467.75	1,677.45	1,887.13	2,306.51	2,725.85	3,145.22	3,774.26	
Easthope, Shipton & Stanton Long	1,240.51	1,447.24	1,654.01	1,860.76	2,274.28	2,687.76	3,101.27	3,721.52	
Eaton-Under-Heywood & Hope Bowdler	1,249.72	1,457.99	1,666.29	1,874.58	2,291.17	2,707.73	3,124.30	3,749.16	
Edgton	1,238.75	1,445.19	1,651.66	1,858.12	2,271.05	2,683.95	3,096.87	3,716.24	
Ellesmere Rural	1,256.80	1,466.25	1,675.73	1,885.20	2,304.15	2,723.07	3,142.00	3,770.40	
Ellesmere Town	1,335.08	1,557.57	1,780.10	2,002.61	2,447.65	2,892.66	3,337.69	4,005.22	
Farlow	1,241.50	1,448.39	1,655.32	1,862.24	2,276.09	2,689.90	3,103.74	3,724.48	
Ford	1,279.01	1,492.16	1,705.34	1,918.51	2,344.86	2,771.18	3,197.52	3,837.02	
Great Hanwood	1,281.20	1,494.71	1,708.26	1,921.79	2,348.87	2,775.92	3,202.99	3,843.58	
Great Ness & Little Ness	1,267.70	1,478.97	1,690.26	1,901.55	2,324.13	2,746.68	3,169.25	3,803.10	
Greete	1,230.41	1,435.46	1,640.54	1,845.61	2,255.76	2,665.88	3,076.02	3,691.22	
Grinshill	1,272.65	1,484.74	1,696.86	1,908.97	2,333.20	2,757.40	3,181.62	3,817.94	
Hadnall	1,253.13	1,461.97	1,670.83	1,879.69	2,297.41	2,715.11	3,132.82	3,759.38	
Highley	1,307.28	1,525.15	1,743.04	1,960.92	2,396.69	2,832.44	3,268.20	3,921.84	
Hinstock	1,264.74	1,475.52	1,686.32	1,897.11	2,318.70	2,740.27	3,161.85	3,794.22	
Hodnet	1,255.82	1,465.10	1,674.42	1,883.72	2,302.34	2,720.93	3,139.54	3,767.44	
Hope Bagot	1,243.14	1,450.32	1,657.52	1,864.71	2,279.10	2,693.47	3,107.85	3,729.42	
Hopesay	1,267.54	1,478.77	1,690.04	1,901.30	2,323.83	2,746.32	3,168.84	3,802.60	
Hopton Cangeford & Stoke St. Milborough	1,239.10	1,445.60	1,652.13	1,858.65	2,271.70	2,684.72	3,097.75	3,717.30	
Hopton Castle	1,241.68	1,448.60	1,655.56	1,862.51	2,276.42	2,690.29	3,104.19	3,725.02	
Hopton Wafers	1,250.38	1,458.76	1,667.17	1,875.57	2,292.38	2,709.16	3,125.95	3,751.14	

Council Tax Bands A to H for Shropshire Council, Fire Authority, Police & Crime Commissioner and Parish/Town Councils 2021/22								Schedule C	
Parish / Town Council	Band A £:p	Band B £:p	Band C £:p	Band D £:p	Band E £:p	Band F £:p	Band G £:p	Band H £:p	
Hordley	1,259.48	1,469.38	1,679.30	1,889.22	2,309.06	2,728.87	3,148.70	3,778.44	
Ightfield & Calverhall	1,276.64	1,489.40	1,702.18	1,914.96	2,340.52	2,766.05	3,191.60	3,829.92	
Kemberton	1,250.50	1,458.89	1,667.32	1,875.74	2,292.59	2,709.40	3,126.24	3,751.48	
Kinlet	1,246.58	1,454.33	1,662.10	1,869.87	2,285.41	2,700.92	3,116.45	3,739.74	
Kinnerley	1,261.73	1,472.00	1,682.30	1,892.59	2,313.18	2,733.74	3,154.32	3,785.18	
Knockin	1,297.66	1,513.92	1,730.21	1,946.49	2,379.06	2,811.60	3,244.15	3,892.98	
Leebotwood & Longnor	1,259.99	1,469.97	1,679.98	1,889.98	2,309.99	2,729.97	3,149.97	3,779.96	
Leighton & Eaton Constantine	1,252.64	1,461.39	1,670.18	1,878.95	2,296.51	2,714.04	3,131.59	3,757.90	
Llanfairwaterdine	1,255.85	1,465.14	1,674.46	1,883.77	2,302.40	2,721.00	3,139.62	3,767.54	
Llanyblodwel	1,257.19	1,466.70	1,676.25	1,885.78	2,304.86	2,723.90	3,142.97	3,771.56	
Llanymynech & Pant	1,256.08	1,465.41	1,674.77	1,884.12	2,302.83	2,721.51	3,140.20	3,768.24	
Longden	1,275.00	1,487.48	1,699.99	1,912.49	2,337.50	2,762.48	3,187.49	3,824.98	
Loppington	1,239.57	1,446.15	1,652.75	1,859.35	2,272.55	2,685.73	3,098.92	3,718.70	
Ludford	1,252.26	1,460.96	1,669.68	1,878.39	2,295.82	2,713.23	3,130.65	3,756.78	
Ludlow Town	1,353.50	1,579.07	1,804.66	2,030.25	2,481.43	2,932.58	3,383.75	4,060.50	
Lydbury North	1,264.96	1,475.77	1,686.61	1,897.44	2,319.11	2,740.75	3,162.40	3,794.88	
Lydham & More	1,230.41	1,435.46	1,640.54	1,845.61	2,255.76	2,665.88	3,076.02	3,691.22	
Mainstone & Colebatch	1,238.02	1,444.33	1,650.68	1,857.02	2,269.71	2,682.36	3,095.04	3,714.04	
Market Drayton Town	1,313.40	1,532.28	1,751.19	1,970.09	2,407.90	2,845.68	3,283.49	3,940.18	
Melverley	1,287.58	1,502.16	1,716.77	1,931.37	2,360.58	2,789.76	3,218.95	3,862.74	
Milson & Neen Sollars	1,272.84	1,484.97	1,697.12	1,909.26	2,333.55	2,757.82	3,182.10	3,818.52	
Minsterley	1,255.40	1,464.62	1,673.86	1,883.10	2,301.58	2,720.03	3,138.50	3,766.20	
Montford	1,246.04	1,453.70	1,661.38	1,869.06	2,284.42	2,699.75	3,115.10	3,738.12	
Moreton Corbett & Lee Brockhurst	1,239.90	1,446.53	1,653.19	1,859.84	2,273.15	2,686.43	3,099.74	3,719.68	
Moreton Say	1,271.87	1,483.83	1,695.82	1,907.80	2,331.77	2,755.71	3,179.67	3,815.60	
Morville, Acton Round, Aston Eyre, Monkhoppton & Upton Cressett	1,241.12	1,447.96	1,654.82	1,861.68	2,275.40	2,689.09	3,102.80	3,723.36	
Much Wenlock Town	1,345.74	1,570.02	1,794.32	2,018.61	2,467.20	2,915.77	3,364.35	4,037.22	
Munslow	1,251.88	1,460.51	1,669.17	1,877.82	2,295.13	2,712.41	3,129.70	3,755.64	
Myddle & Broughton	1,261.24	1,471.43	1,681.65	1,891.86	2,312.29	2,732.69	3,153.10	3,783.72	
Myndtown, Norbury, Ratlinghope & Wentnor	1,242.30	1,449.33	1,656.39	1,863.44	2,277.55	2,691.63	3,105.74	3,726.88	
Nash	1,245.76	1,453.37	1,661.01	1,868.64	2,283.91	2,699.15	3,114.40	3,737.28	
Neen Savage	1,253.58	1,462.50	1,671.44	1,880.37	2,298.24	2,716.09	3,133.95	3,760.74	
Neenton	1,230.41	1,435.46	1,640.54	1,845.61	2,255.76	2,665.88	3,076.02	3,691.22	
Newcastle	1,270.26	1,481.96	1,693.68	1,905.39	2,328.82	2,752.23	3,175.65	3,810.78	
Norton-In-Hales	1,273.04	1,485.19	1,697.38	1,909.55	2,333.91	2,758.24	3,182.59	3,819.10	
Onibury	1,254.22	1,463.24	1,672.29	1,881.33	2,299.42	2,717.48	3,135.55	3,762.66	
Oswestry Rural	1,244.73	1,452.17	1,659.63	1,867.09	2,282.01	2,696.91	3,111.82	3,734.18	
Oswestry Town	1,284.02	1,498.01	1,712.02	1,926.03	2,354.05	2,782.04	3,210.05	3,852.06	
Pontesbury	1,302.91	1,520.04	1,737.21	1,954.36	2,388.68	2,822.96	3,257.27	3,908.72	
Prees	1,245.70	1,453.30	1,660.93	1,868.55	2,283.80	2,699.02	3,114.25	3,737.10	
Quatt Malvern	1,270.52	1,482.26	1,694.02	1,905.78	2,329.30	2,752.79	3,176.30	3,811.56	
Richards Castle	1,251.28	1,459.80	1,668.36	1,876.91	2,294.02	2,711.09	3,128.19	3,753.82	
Rushbury	1,249.32	1,457.53	1,665.76	1,873.98	2,290.43	2,706.86	3,123.30	3,747.96	
Ruyton-XI-Towns	1,275.65	1,488.24	1,700.86	1,913.47	2,338.70	2,763.90	3,189.12	3,826.94	
Ryton & Grindle	1,262.04	1,472.37	1,682.72	1,893.06	2,313.75	2,734.42	3,155.10	3,786.12	
Selattyn & Gobowen	1,274.61	1,487.03	1,699.47	1,911.91	2,336.79	2,761.65	3,186.52	3,823.82	
Shawbury	1,273.97	1,486.28	1,698.62	1,910.95	2,335.62	2,760.26	3,184.92	3,821.90	
Sheriffhales	1,262.92	1,473.39	1,683.89	1,894.38	2,315.37	2,736.33	3,157.30	3,788.76	
Shifnal Town	1,327.21	1,548.39	1,769.61	1,990.81	2,433.23	2,875.61	3,318.02	3,981.62	
Shrewsbury Town	1,270.58	1,482.32	1,694.10	1,905.86	2,329.40	2,752.91	3,176.44	3,811.72	
Sibdon Carwood	1,230.41	1,435.46	1,640.54	1,845.61	2,255.76	2,665.88	3,076.02	3,691.22	
St. Martins	1,269.30	1,480.84	1,692.40	1,903.95	2,327.06	2,750.15	3,173.25	3,807.90	
Stanton Lacy	1,247.56	1,455.47	1,663.41	1,871.34	2,287.21	2,703.05	3,118.90	3,742.68	
Stanton-Upon-Hine Heath	1,260.63	1,470.72	1,680.83	1,890.94	2,311.16	2,731.36	3,151.57	3,781.88	
Stockton	1,259.18	1,469.02	1,678.90	1,888.76	2,308.50	2,728.21	3,147.94	3,777.52	
Stoke-Upon-Tern	1,258.50	1,468.23	1,677.99	1,887.74	2,307.25	2,726.73	3,146.24	3,775.48	
Stottesdon & Sidbury	1,282.48	1,496.21	1,709.97	1,923.72	2,351.23	2,778.71	3,206.20	3,847.44	
Stowe	1,242.45	1,449.51	1,656.59	1,863.67	2,277.83	2,691.97	3,106.12	3,727.34	
Sutton Maddock	1,246.92	1,454.73	1,662.56	1,870.38	2,286.03	2,701.66	3,117.30	3,740.76	
Sutton-Upon-Tern	1,242.41	1,449.46	1,656.54	1,863.61	2,277.76	2,691.88	3,106.02	3,727.22	
Tasley	1,243.46	1,450.69	1,657.94	1,865.19	2,279.69	2,694.16	3,108.65	3,730.38	
Tong	1,249.74	1,458.01	1,666.31	1,874.60	2,291.19	2,707.75	3,124.34	3,749.20	
Uffington	1,284.68	1,498.77	1,712.90	1,927.01	2,355.25	2,783.46	3,211.69	3,854.02	
Upton Magna	1,252.28	1,460.98	1,669.70	1,878.42	2,295.86	2,713.27	3,130.70	3,756.84	
Welshampton & Lyneal	1,272.26	1,484.29	1,696.34	1,908.39	2,332.49	2,756.56	3,180.65	3,816.78	
Wem Rural	1,256.46	1,465.85	1,675.27	1,884.68	2,303.51	2,722.31	3,141.14	3,769.36	
Wem Town	1,343.12	1,566.96	1,790.82	2,014.68	2,462.40	2,910.09	3,357.80	4,029.36	
West Felton	1,254.10	1,463.09	1,672.12	1,881.14	2,299.19	2,717.20	3,135.24	3,762.28	
Westbury	1,248.65	1,456.74	1,664.86	1,872.97	2,289.20	2,705.40	3,121.62	3,745.94	
Weston Rhyn	1,256.98	1,466.46	1,675.97	1,885.47	2,304.48	2,723.46	3,142.45	3,770.94	
Weston-Under-Redcastle	1,263.70	1,474.29	1,684.92	1,895.54	2,316.79	2,738.00	3,159.24	3,791.08	
Wheathill	1,255.04	1,464.19	1,673.38	1,882.55	2,300.91	2,719.24	3,137.59	3,765.10	
Whitchurch Rural	1,256.27	1,465.63	1,675.02	1,884.40	2,303.17	2,721.91	3,140.67	3,768.80	
Whitchurch Town	1,331.38	1,553.25	1,775.16	1,997.06	2,440.87	2,884.64	3,328.44	3,994.12	
Whittington	1,267.11	1,478.28	1,689.47	1,900.66	2,323.04	2,745.40	3,167.77	3,801.32	
Whitton	1,230.41	1,435.46	1,640.54	1,845.61	2,255.76	2,665.88	3,076.02	3,691.22	
Whixall	1,249.24	1,457.43	1,665.65	1,873.86	2,290.29	2,706.69	3,123.10	3,747.72	
Wistanstow	1,255.19	1,464.37	1,673.58	1,882.78	2,301.19	2,719.57	3,137.97	3,765.56	
Withington	1,269.12	1,480.62	1,692.15	1,903.67	2,326.72	2,749.74	3,172.79	3,807.34	
Woore	1,264.68	1,475.44	1,686.23	1,897.01	2,318.58	2,740.12	3,161.69	3,794.02	
Worldfield & Rudge	1,247.92	1,455.89	1,663.89	1,871.88	2,287.87	2,703.83	3,119.80	3,743.76	
Worthen with Shelve	1,261.55	1,471.79	1,682.06	1,892.32	2,312.85	2,733.35	3,153.87	3,784.64	
Wroxeter & Uppington	1,250.25	1,458.61	1,666.99	1,875.37	2,292.13	2,708.87	3,125.62	3,750.74	

			Appendix 2
Basic Amounts of Council Tax at Band D for Parish / Town Councils 2021/22			
2020/21 Band D Council Tax	Parish / Town Council	2021/22 Band D Council Tax	Band D Change Increase/(Decrease)
£		£	%
-	Abdon & Heath	-	-
22.30	Acton Burnell, Frodesley, Pitchford, Ruckley & Langley	22.30	0.00
10.57	Acton Scott	9.83	(7.00)
75.92	Adderley	77.37	1.91
23.84	Alberbury with Cardeston	23.64	(0.84)
102.33	Albrighton	104.94	2.55
30.17	All Stretton, Smethcott & Woolstaston	37.28	23.57
62.50	Alveley & Romsley	62.50	0.00
-	Ashford Bowdler	-	-
45.00	Ashford Carbonel	45.00	0.00
33.23	Astley	33.23	0.00
25.45	Astley Abbots	25.45	0.00
52.12	Aston Bottrell, Burwarton & Cleobury North	53.34	2.34
61.88	Atcham	61.88	0.00
66.38	Badger	66.61	0.35
38.30	Barrow	38.30	0.00
43.41	Baschurch	43.41	0.00
92.96	Bayston Hill	97.01	4.36
51.84	Beckbury	59.36	14.51
71.11	Bedstone & Bucknell	73.66	3.59
34.05	Berrington	34.05	0.00
71.04	Bettws-Y-Crwyn	71.17	0.18
29.01	Bicton	28.89	(0.41)
42.52	Billingsley, Deuxhill, Glazeley & Middleton Scriven	36.73	(13.62)
227.67	Bishops Castle Town	221.47	(2.72)
20.43	Bitterley	20.99	2.74
25.43	Bomere Heath & District	25.43	0.00
18.56	Bonningale	21.04	13.36
5.95	Boraston	5.95	0.00
138.05	Bridgnorth Town	140.53	1.80
31.67	Bromfield	32.34	2.12
171.79	Broseley Town	179.31	4.38
77.75	Buildwas	77.85	0.13
43.93	Burford	51.30	16.78
32.80	Cardington	35.24	7.44
38.53	Caynham	38.53	0.00
59.90	Chelmarsh	59.90	0.00
56.29	Cheswardine	56.29	0.00
40.70	Chetton	37.86	(6.98)
42.57	Childs Ercall	42.57	0.00
36.12	Chirbury with Brompton	36.12	0.00
27.03	Church Preen, Hughley & Kenley	26.61	(1.55)
20.35	Church Pulverbatch	20.59	1.18
187.66	Church Stretton & Little Stretton Town	187.66	0.00
26.95	Claverley	26.95	0.00
-	Clee St. Margaret	-	-
99.65	Cleobury Mortimer	99.41	(0.24)
58.27	Clive	58.27	0.00
81.44	Clun Town with Chapel Lawn	80.57	(1.07)
18.10	Clunbury	20.40	12.71
24.97	Cluntonford	24.84	(0.52)
63.69	Cockshutt-cum-Petton	63.08	(0.96)
49.16	Condover	49.16	0.00
53.44	Coreley	53.44	0.00
27.31	Cound	27.33	0.07
73.56	Craven Arms Town	73.56	0.00
60.34	Cressage, Harley & Sheinton	66.95	10.95
26.72	Culmington	28.47	6.55
26.08	Diddlebury	31.79	21.89
37.09	Ditton Priors	37.09	0.00
54.97	Donington & Boscobel	59.08	7.48
41.19	Eardington	41.52	0.80
4.95	Easthope, Shipton & Stanton Long	15.15	206.06
28.92	Eaton-Under-Heywood & Hope Bowdler	28.97	0.17
10.00	Edgton	12.51	25.10
39.59	Ellesmere Rural	39.59	0.00
155.45	Ellesmere Town	157.00	1.00
24.31	Farlow	16.63	(31.59)
78.26	Ford	72.90	(6.85)
72.55	Great Hanwood	76.18	5.00
53.88	Great Ness & Little Ness	55.94	3.82
-	Greete	-	-
57.29	Grinshill	63.36	10.60
34.08	Hadnall	34.08	0.00
102.01	Highley	115.31	13.04
49.52	Hinstock	51.50	4.00
38.11	Hodnet	38.11	0.00
19.04	Hope Bagot	19.10	0.32
53.56	Hopesay	55.69	3.98
12.99	Hopton Cangeford & Stoke St. Milborough	13.04	0.38
16.90	Hopton Castle	16.90	0.00
28.32	Hopton Wafers	29.96	5.79

			Appendix 2
2020/21 Band D Council Tax	Parish / Town Council	2021/22 Band D Council Tax	Band D Change Increase/(Decrease)
£		£	%
43.67	Hordley	43.61	(0.14)
62.21	Ightfield & Calverhall	69.35	11.48
29.05	Kemberton	30.13	3.72
22.83	Kinlet	24.26	6.26
47.04	Kinnerley	46.98	(0.13)
100.88	Knockin	100.88	0.00
44.89	Leebotwood & Longnor	44.37	(1.16)
30.77	Leighton & Eaton Constantine	33.34	8.35
27.84	Llanfairwaterdine	38.16	37.07
40.17	Llanyblodwel	40.17	0.00
38.37	Llanymynech & Pant	38.51	0.36
66.80	Longden	66.88	0.12
13.74	Loppington	13.74	0.00
24.67	Ludford	32.78	32.87
174.27	Ludlow Town	184.64	5.95
51.83	Lydbury North	51.83	0.00
-	Lydham & More	-	-
11.75	Mainstone & Colebatch	11.41	(2.89)
124.48	Market Drayton Town	124.48	0.00
77.82	Melverley	85.76	10.20
64.14	Milson & Neen Sollars	63.65	(0.76)
35.40	Minsterley	37.49	5.90
23.27	Montford	23.45	0.77
14.67	Moreton Corbett & Lee Brockhurst	14.23	(3.00)
62.19	Moreton Say	62.19	0.00
16.33	Morville, Acton Round, Aston Eyre, Monkhoppton & Upton Cressett	16.07	(1.59)
167.47	Much Wenlock Town	173.00	3.30
32.16	Munslow	32.21	0.16
46.34	Myddle & Broughton	46.25	(0.19)
17.83	Myndtown, Norbury, Ratlinghope & Wentnor	17.83	0.00
23.03	Nash	23.03	0.00
34.76	Neen Savage	34.76	0.00
-	Neenton	-	-
63.69	Newcastle	59.78	(6.14)
55.30	Norton-In-Hales	63.94	15.62
35.72	Onibury	35.72	0.00
27.11	Oswestry Rural	21.48	(20.77)
78.05	Oswestry Town	80.42	3.04
78.08	Pontesbury	108.75	39.28
22.71	Prees	22.94	1.01
63.73	Quatt Malvern	60.17	(5.59)
31.70	Richards Castle	31.30	(1.26)
26.48	Rushbury	28.37	7.14
67.86	Ruyton-XI-Towns	67.86	0.00
45.17	Ryton & Grindle	47.45	5.05
66.30	Selattyn & Gobowen	66.30	0.00
60.81	Shawbury	65.34	7.45
50.31	Sheriffhales	48.77	(3.06)
145.20	Shifnal Town	145.20	0.00
60.25	Shrewsbury Town	60.25	0.00
-	Sibdon Carwood	-	-
58.34	St. Martins	58.34	0.00
23.91	Stanton Lacy	25.73	7.61
45.23	Stanton-Upon-Hine Heath	45.33	0.22
42.15	Stockton	43.15	2.37
39.60	Stoke-Upon-Tern	42.13	6.39
75.81	Stottesdon & Sidbury	78.11	3.03
16.96	Stowe	18.06	6.49
24.66	Sutton Maddock	24.77	0.45
16.35	Sutton-Upon-Tern	18.00	10.09
19.58	Tasley	19.58	0.00
29.10	Tong	28.99	(0.38)
81.40	Uffington	81.40	0.00
32.81	Upton Magna	32.81	0.00
62.78	Welshampton & Lyneal	62.78	0.00
39.07	Wem Rural	39.07	0.00
165.78	Wem Town	169.07	1.98
35.53	West Felton	35.53	0.00
27.36	Westbury	27.36	0.00
45.32	Weston Rhyn	39.86	(12.05)
48.58	Weston-Under-Redcastle	49.93	2.78
40.87	Wheatthill	36.94	(9.62)
36.58	Whitchurch Rural	38.79	6.04
151.45	Whitchurch Town	151.45	0.00
53.68	Whittington	55.05	2.55
-	Whitton	-	-
25.90	Whixall	28.25	9.07
37.29	Wistanstow	37.17	(0.32)
56.39	Withington	58.06	2.96
51.41	Woore	51.40	(0.02)
26.09	Worfield & Rudge	26.27	0.69
47.26	Worthern with Shelve	46.71	(1.16)
28.62	Wroxeter & Uppington	29.76	3.98
78.73	Parish / Town Council Average	80.13	1.78