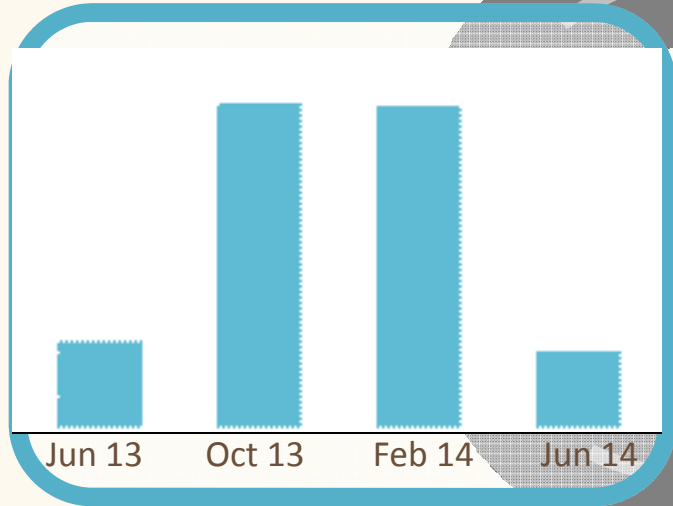
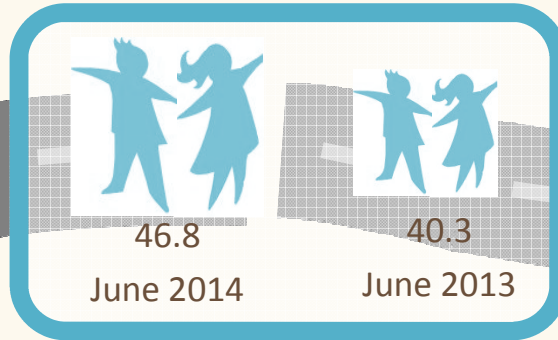


Shropshire Outcomes

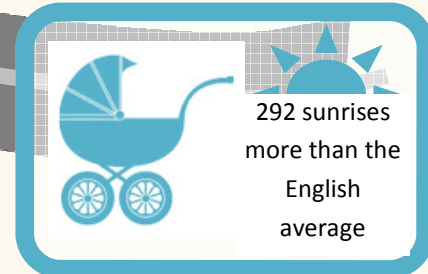
Children with a 2nd or subsequent **Child Protection Plan** has **decreased**



Number of **looked after children** per 10,000 has **increased**



Your life outcome SC1
Welcome to Shropshire



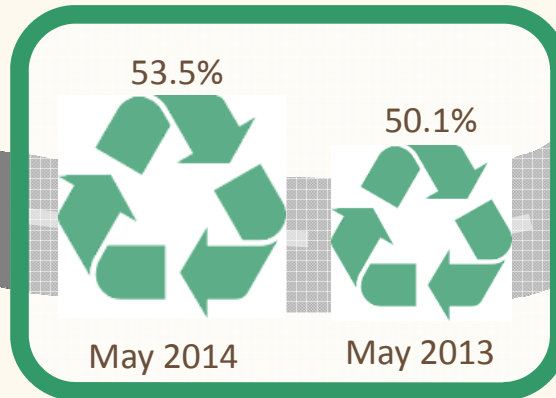
Born in 2012, average **life expectancy** is **81.8 years**

Your environment outcome SC2
A Great Place To Live

Fear of crime has **fallen** whilst **reported offences** has slightly **increased** in 3 months to Mar 14

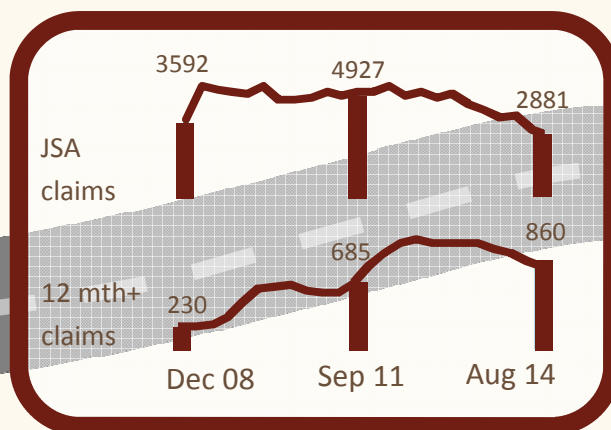


Household waste sent for **recycling, re-use or composting** has **increased**



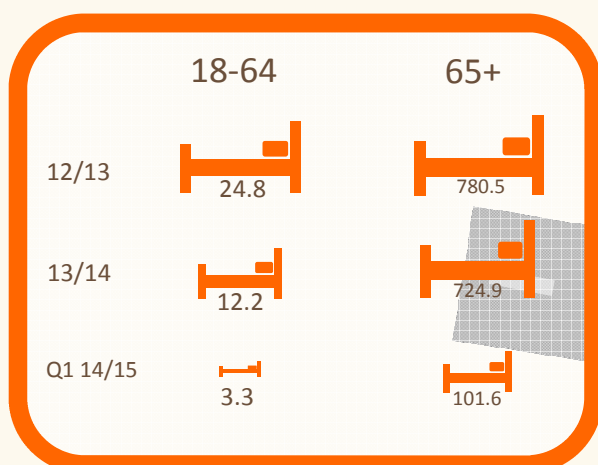
Your money outcome SC3
Floreat Salopia

House price v earnings ratio has **decreased**



Job Seekers Allowance claims **lowest** since Oct 2008... but **long term claimants** remain **high**

Your health outcome SC4
Please Drive Carefully



Reduced permanent admissions into residential care homes, per 100,000 population



Reduced delayed transfers of care from hospital, per 100,000 population aged 18+, due to Adult Social Care