

All empty

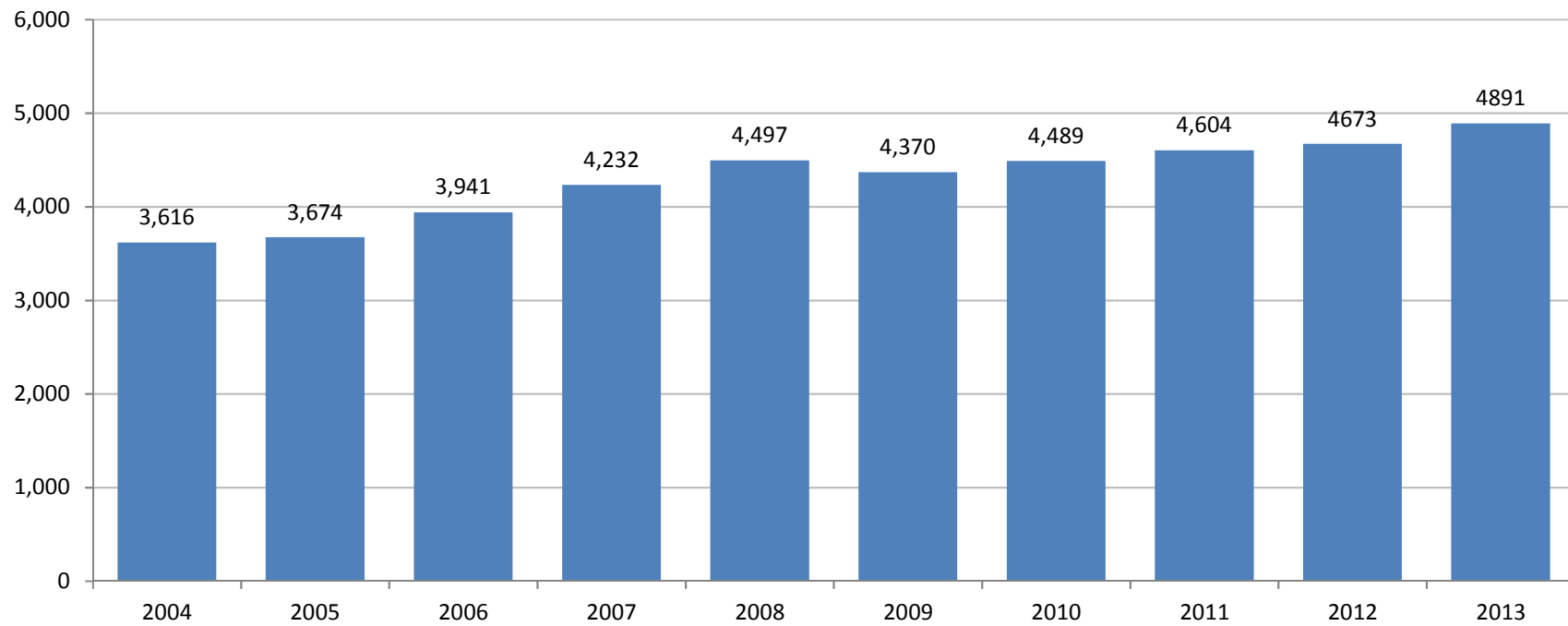
	2004	2005	2006	2007	2008	2009	2010	2011	2012	2013
Shropshire	3,616	3,674	3,941	4,232	4,497	4,370	4,489	4,604	4673	4891
England	296,576	311,311	321,576	327,662	344,066	291,506	282,226	280,634	278,583	256,139
Shropshire %increase since 2004	35.3%									
England %increase since 2004	-13.6%									
Shropshire %increase since 2010	9.0%									
England %increase since 2010	-9.2%									

Long term empty (six months plus)

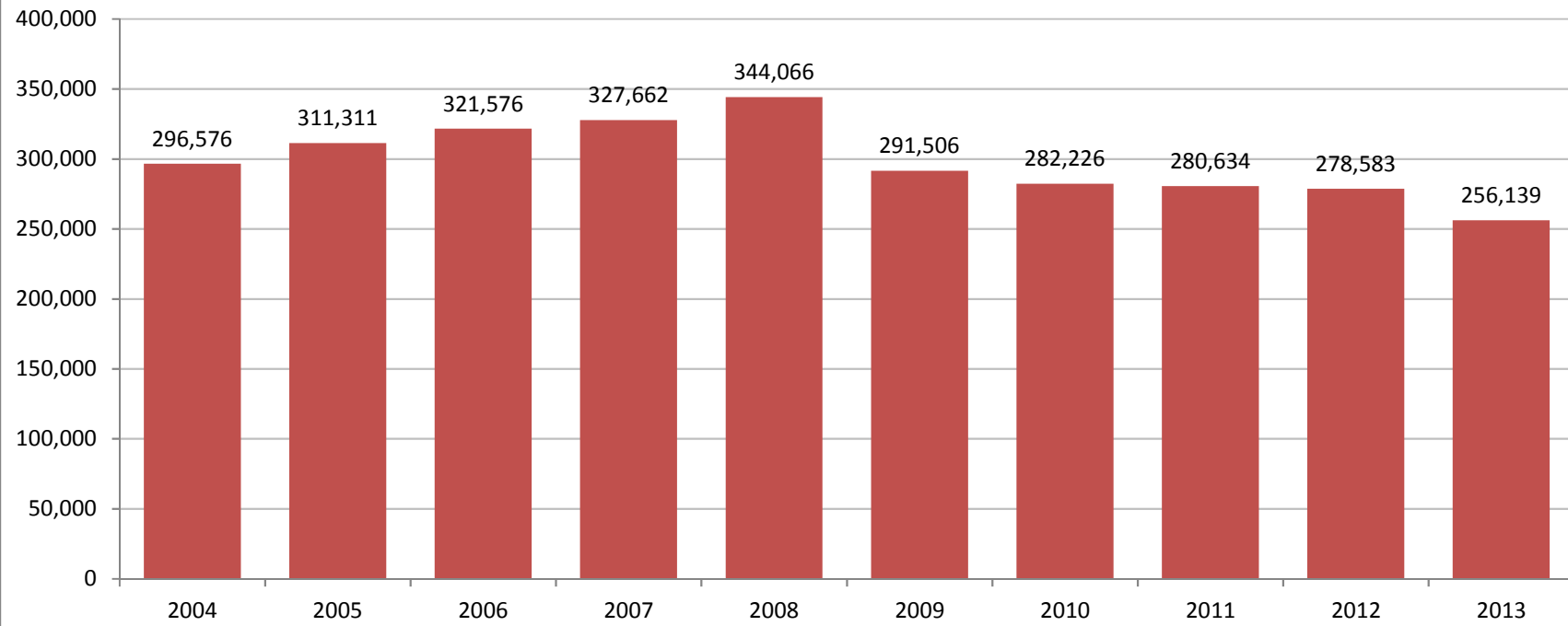
	2004	2005	2006	2007	2008	2009	2010	2011	2012	2013
Shropshire	1,559	1,492	1,504	1,657	1,907	1,940	1,651	1,831	1,709	1,741
England	122,387	126,032	124,690	122,975	134,791	110,355	107,088	102,537	98,369	82,431
Shropshire %increase since 2004	11.7%									
England %increase since 2004	-32.6%									
Shropshire %increase since 2010	5.5%									
England %increase since 2010	-23.0%									

[Source: DCLG Table 615](#)

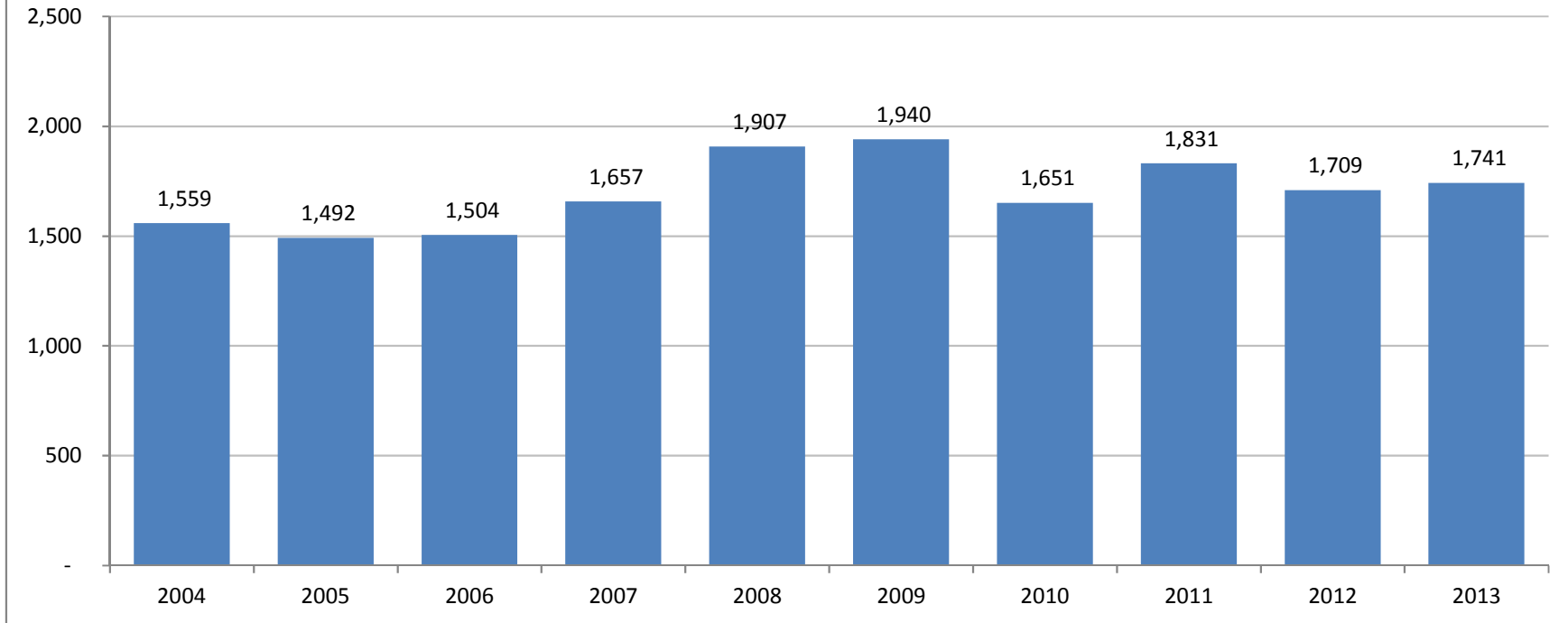
Shropshire: all empty homes



England: all empty homes



Shropshire: long term empty homes



England: long term empty homes

