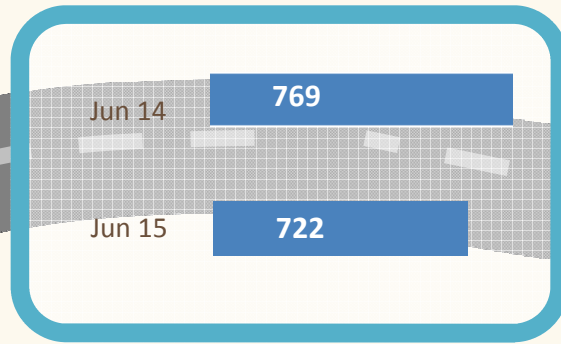


Shropshire Outcomes

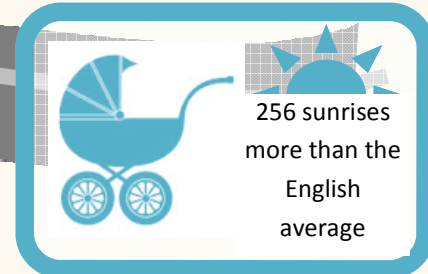
Quality of referrals to Children's Social Care has improved. Resulting in a higher % of assessments.



Number of referrals to children's social care has decreased compared to last year




Your life outcome SC1
Welcome to Shropshire



Born in 2013, average life expectancy is 81.95 years

Your environment outcome SC2
A Great Place To Live

Number of reported offences has increased - similar to national trends




Your money outcome SC3
Floreat Salopia


Increased number of new affordable homes built



Visitor Numbers



Overall Number of Visitors for the year to June 2015 to Visitor Attractions and Leisure Facilities has increased.

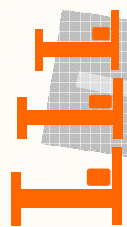


Increased Numbers of Self Employed and a Higher % of the workforce than comparator areas.

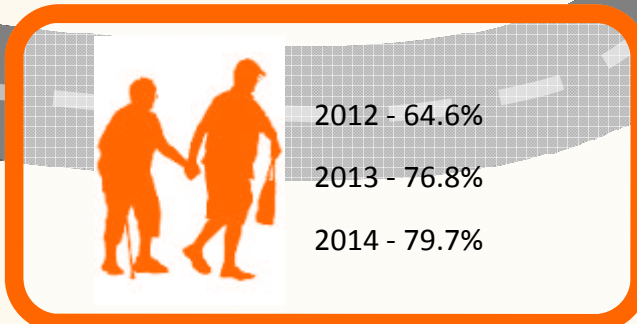
Your health outcome SC4
Please Drive Carefully

Delayed transfers of care from hospital which are attributable to adult social care per 100,000 population

13/14 - 3.1
14/15 - 4.2
Q1-15/16 - 6.2



Delayed Transfers of patients from Hospital has increased.



More people remain at home 91 days after leaving hospital.