

Llanfairwaterdine Parish Plan 2015

Survey Analysis Report

Prepared on behalf of Llanfairwaterdine Community Led Plan Committee

July 2015

Renee Wallace
Shropshire RCC



Table of Contents

Intrduction
3 Community Questionnaire	Error! Bookmark not defined.
General Questions	3
Specific Questions	8
Social Gatherings/Meeting Place	8
Church	13
Housing.....	21
Traffic, Transport and Roads	24
Young People, Children and Youth in the Parish.....	29
The Everest Hall.....	32
Environment/Footpaths/Tourism/Local Economy	38
Broadband.....	48
Community and Social Inclusion	52
And Finally	54
Conclusions and Recommendations	69

Llanfairwaterdine Community-led Plan

Introduction

During March/April 2015, the Llanfairwaterdine Parish Plan Committee undertook community consultation by way of a 54 question community questionnaire, a seven question ‘friends’ questionnaire and a nine question youth questionnaire in order to inform a Parish Plan for the Parish.

The results were collated and data input and analysis was carried out independently by Renee Wallace and members of the Rural Services Team at Shropshire RCC (Rural Communities Charity) and this report shows the results.

The main questionnaire was designed to be completed by anyone over the age of 13 and the youth one for anyone below that age. The friends' questionnaire was distributed amongst the users of Everest Hall who do not actually live in the Parish.

A total of 258 main questionnaires were originally sent out. All members of a household were allowed to complete their own questionnaire.

A total of 187 responses were received giving a response rate of 72.4% on the questionnaires that were distributed which is excellent.

It should be noted that the people who responded did not necessarily answer all of the questions. Where percentages are shown, this relates to the percentage of responses to that particular question, not a percentage of the total questionnaire responses received. This is to allow for the occasions where questions were left unanswered. Where multiple options are allowed, percentages are those as part of the number of respondents to that question. This means that we can say '80% of respondents said....'

Several questions left space for open comment fields. Any comments made have been reviewed and anything that identifies an individual, either as having made the comment, or where comment is directed at a specific person, has been removed. Where appropriate, comments have been summarised and reported in the section they relate to. General additional comments are reported at the end of the report.

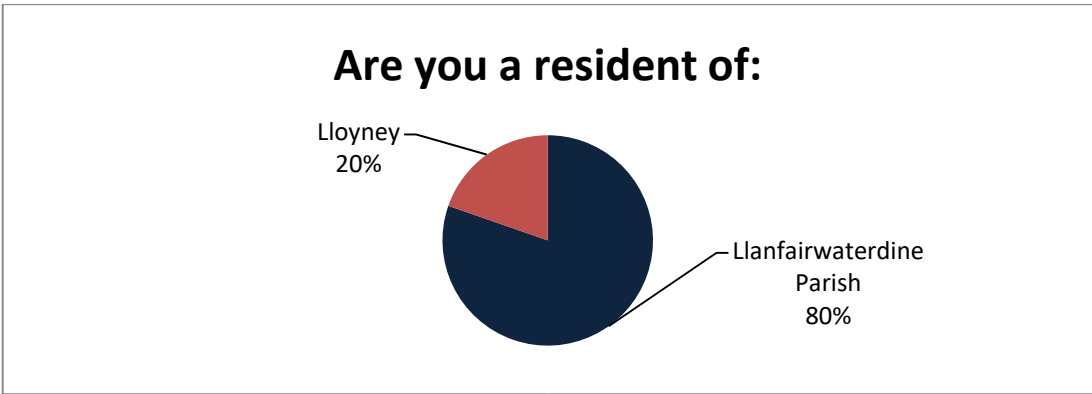
Once this report is signed off, the committee should arrange to collect all of the questionnaire forms and we recommend that these are kept securely until at least 12 months after publication of the resulting Parish Plan.

In addition to the 187 main questionnaire responses, 46 friends' forms and 14 youth forms were received. Where appropriate the data from these two groups has been reported on in the relevant section.

Community Questionnaire

General Questions

Q1. Are you a resident of:



Out of a total of 183 respondents who ticked either one of the options given, just over 80% live in Llanfair (147 respondents). The other 36 (19.7%) indicated that they live in Lloneyn. Four did not answer.

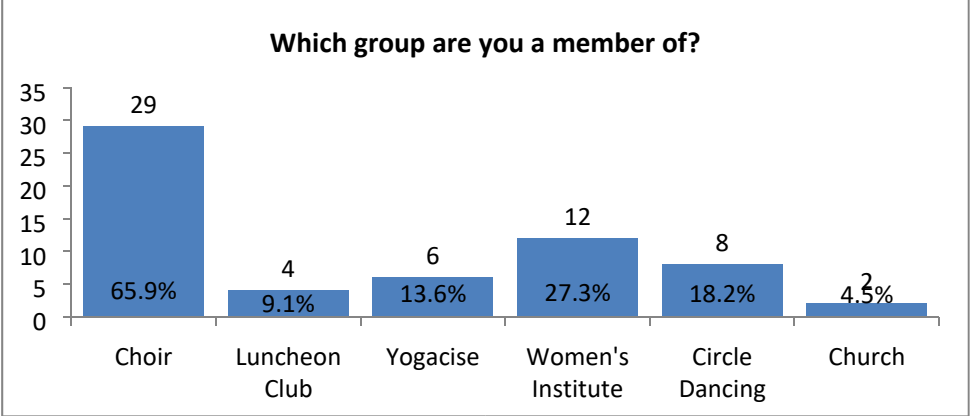
Three respondents indicated they own a cottage / second home in the Parish, 2 entered that they live in Heyhope Parish and one in Skyborry. One stated 'Technically a resident but right on the edge of the parish'

Four people did not reply; response rate 97.9%.

In the 'Friends questionnaire the following question was asked:

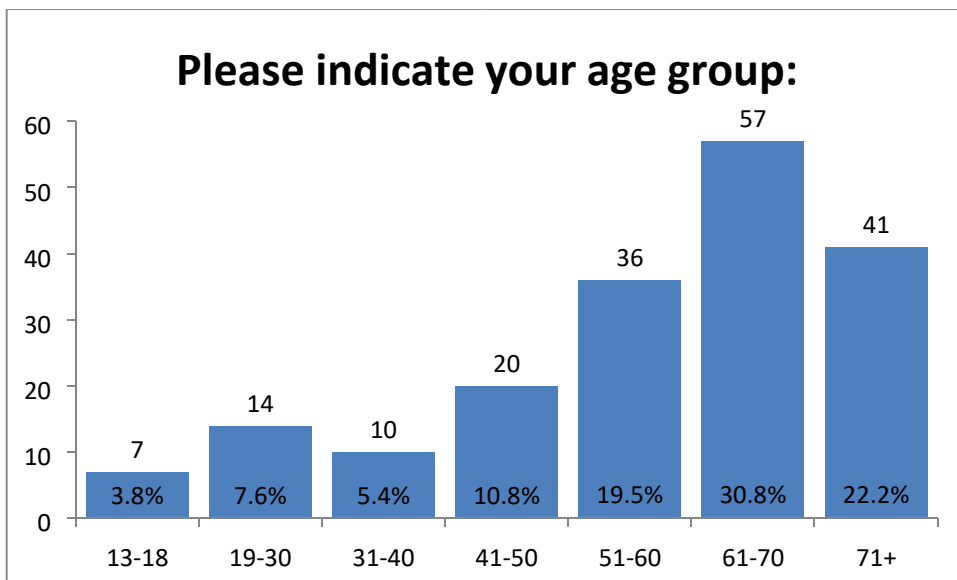
Q1. Which group are you a member of?

Only 2 respondents (out of the 46) did not answer this question (response rate 95.7%). Multiple options could be ticked so percentages are those shown as part of the 44 respondents who provided information in this question. The results are shown below.



No further demographic questions were asked in the 'Friends' questionnaire.

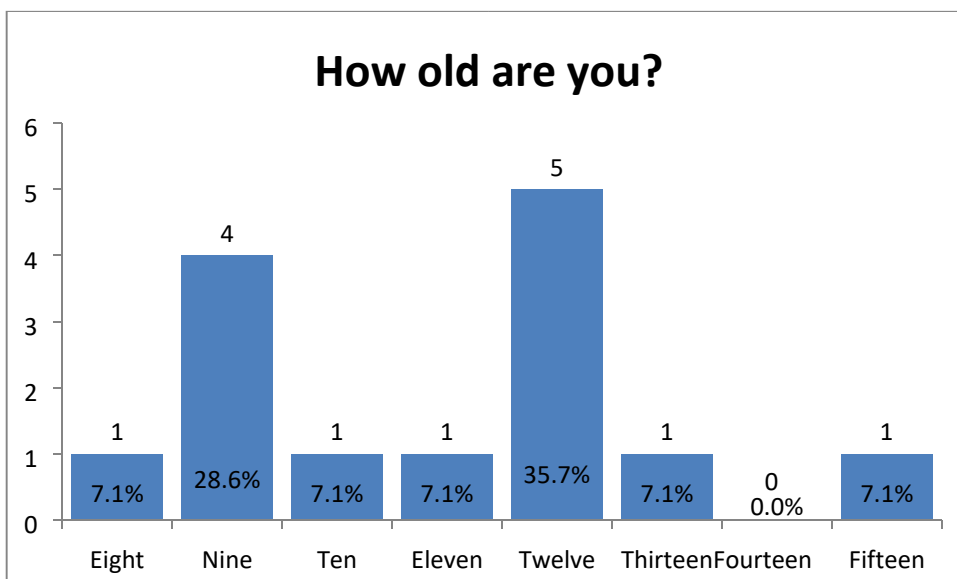
Q2. Please indicate your age group:



The graph shows the age distribution of the respondents. Just two respondents did not answer this question (response rate 98.9%). Care should be taken to interpret the results though, as the age bands do not all span the same number of years but at least 72% is over 50 (134 respondents).

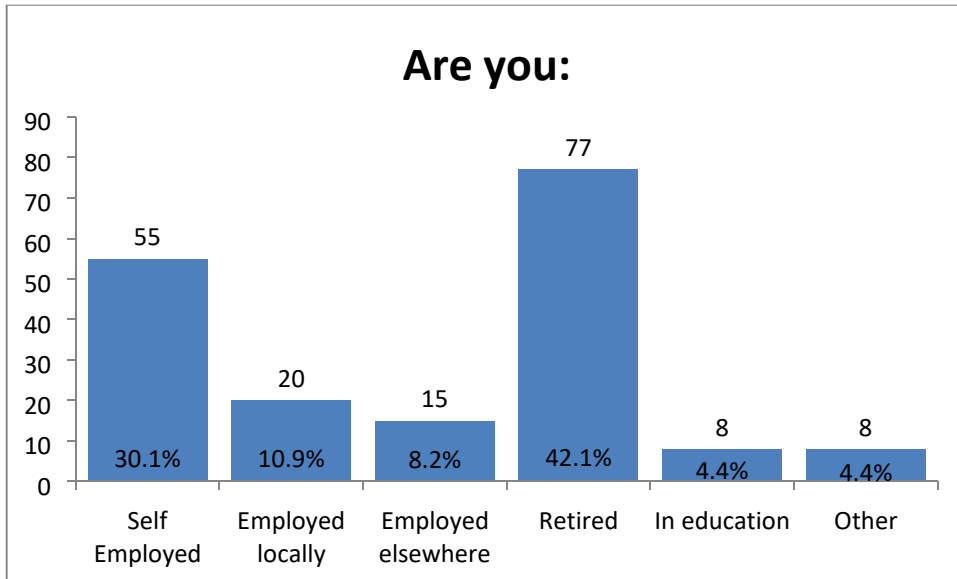
The Youth Questionnaire asked for respondents age too.

Q1. How old are you?



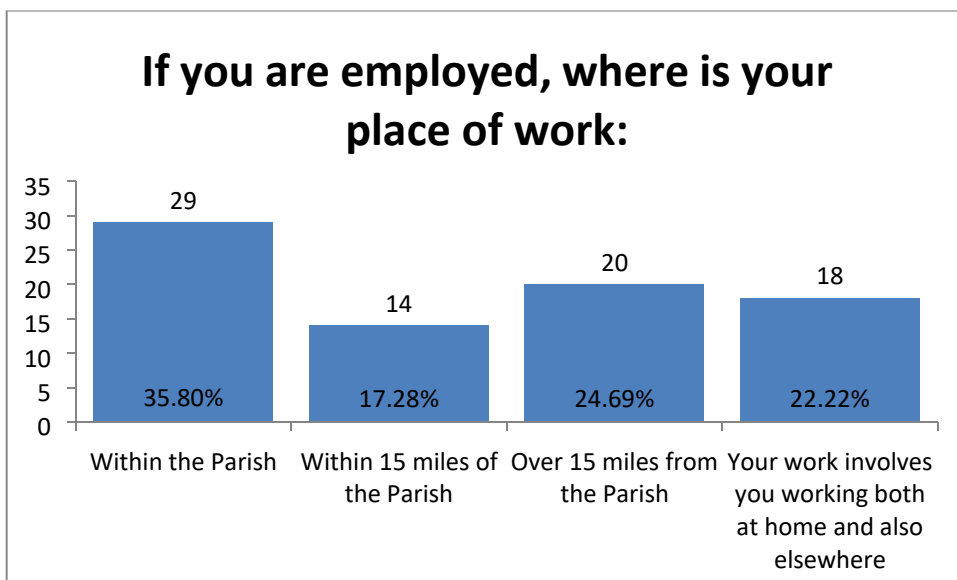
The ages of the 14 respondents ranged from eight to fifteen. It should be noted that the 13 and 15 year old could have filled in a main (community) questionnaire. Everyone answered this question.

Q3. Are You:



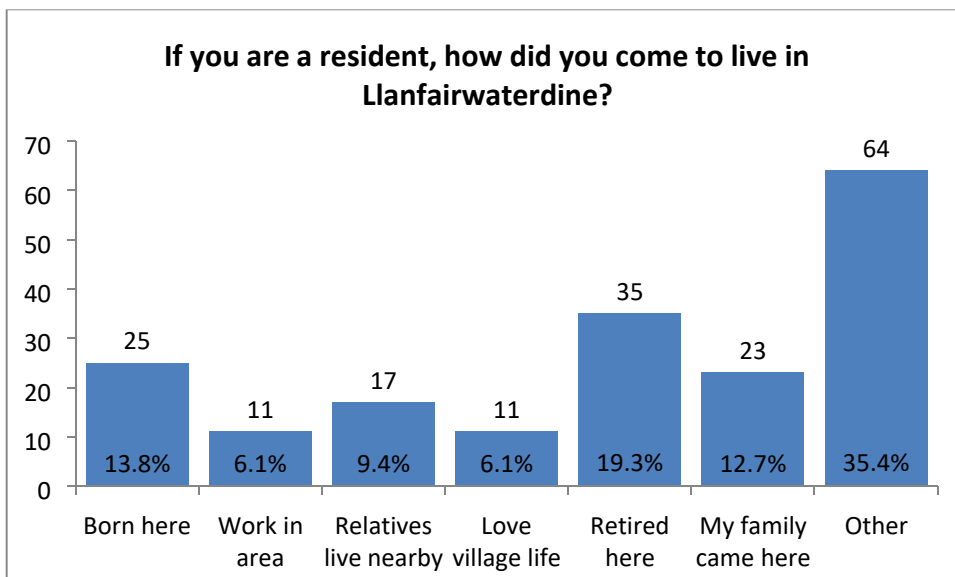
Four respondents did not answer this question (response rate 97.9%). The graph shows the employment status of those who did answer. The majority of respondents has indicated that they are retired (42.1%), with the next biggest segment being 'Self Employed' (30.1%). The 'Other' category was ticked by eight respondents but there was no space to indicate on the questionnaire what that entails. However, from this graph it can also be seen that nearly 50% is in work so this is the biggest category amongst respondents.

Q4. If you are employed, where is your place of work:



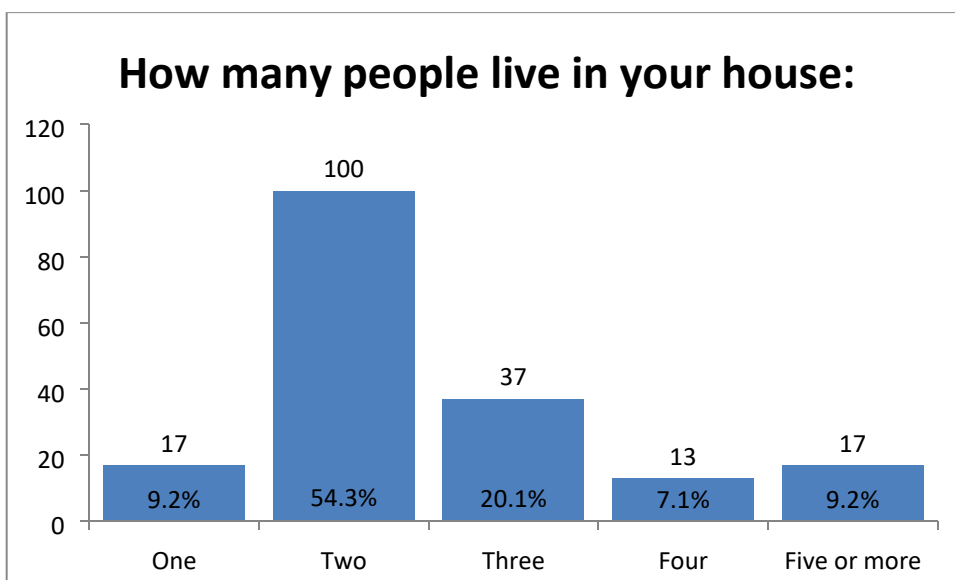
It should be assumed that 'Employed' in this question means 'being in employment' as the question was answered by 81 respondents and in the previous question 90 declared to be working. Twenty nine respondents said they work within the Parish. A further 18 do also work from home at least some of the time.

Q5. If you are resident, how did you come to live in Llanfairwaterdine or Lloyney?



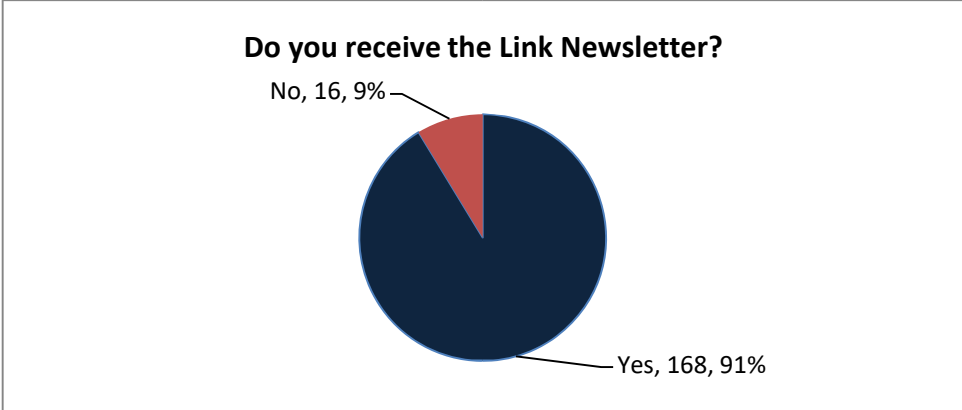
Just six respondents did not answer this question (response rate 96.8%). Several options were given as shown in the graph, but the majority choose 'Other'. There was no space on the questionnaire for respondents to elaborate. Some respondents ticked more than one box as 202 total responses were received from 181 respondents and percentages shown are those as part of that total number of respondents.

Q6. How many people live in your house?



Three respondents did not answer this question; response rate 98.4%. Over half of respondents live in a house with one other person (100 respondents, 54.3%). Single occupancy and 4 and 5 resident houses are all on a par with less than 10% of the respondents indicating this is their living arrangement.

Q7. If you live in the Parish of Llanfairwaterdine or Lloyney, do you receive the Llink Newsletter?

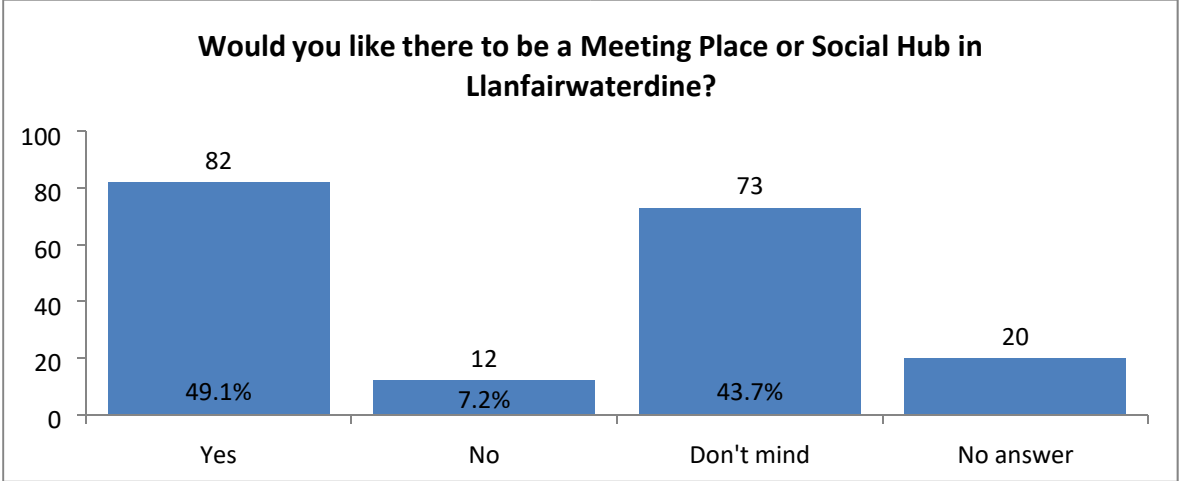


Everyone answered this question. The overwhelming majority say they get the newsletter (over 90%). For those who do not get it, the questionnaire gave contact details on how to get on the distribution list.

Specific Questions

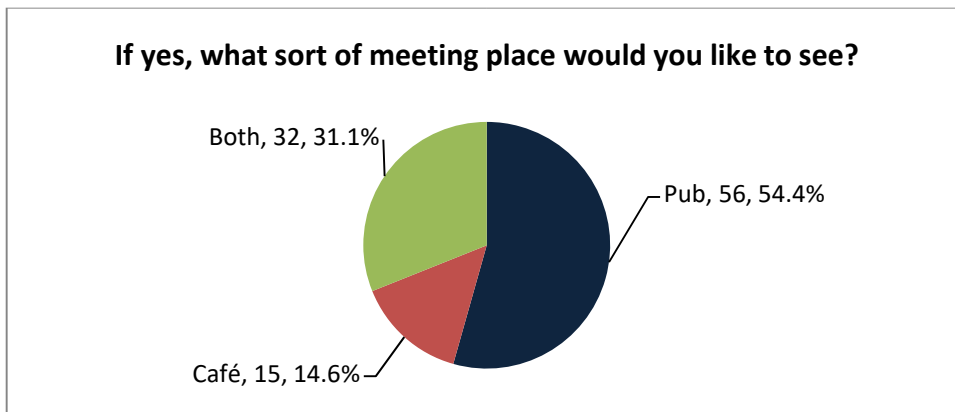
Social Gatherings/Meeting Place

Q8. Would you like there to be a Meeting Place or Social Hub in Llanfairwaterdine?



Just 12 respondents said 'No' to this question. Nearly 44% of those who answered selected 'Don't mind' but a further 20 respondents did not answer this question (response rate 89.3%). However, just shy of 50% of those who answered said 'Yes'.

Q9. If yes, what sort of meeting place would you like to see?



Eighty four respondents did not answer this question. Of the 103 who did; some (32 respondents) ticked both of the options given. The data shows that 88 respondents would like a Pub in the Parish and 47 of them a Café. Respondents could not indicate if they did NOT want either of these meeting places.

The question did allow respondents to leave further comments and 41 respondents did so and these comments are shown below. Whilst there appears to be good support for one or more social/meeting places in the Parish, several respondents have pointed out that there already are a number of such facilities including the village hall. There also seems to be the sentiment that the hall should be upgraded/rebuilt and possibly opened and focussed on more.

Additional comments left:

Everest Hall

Place where "at cost" lunches may serve as meeting place for any resident. One or two simple "soup and snack" lunches where people wear identity badges for the purpose of identifying one another without embarrassment.

Internet type cafe where you can have a cup of tea/coffee, chat and use a fast internet

Not applicable

Already have 2 underused pubs

Both, either. Pub/cafe building

Weekly/weekend opening of Everest Hall with bar and community events

We have a meeting place - Everest Hall

A new purpose built Community Centre with licensed catering facilities. (I chose C for question 27)

We do have two pubs available and the hall for more formal or larger meetings

Village hall

What's wrong with Everest Hall??

Everest Hall

Village Hall

Village hall

Everest Hall and Lloyney pub are already excellent meeting places

Additional facilities at village hall - cafe environment comfy seating to encourage people to sit and stay a while

We already have a village hall that fills that purpose

We already have Everest Hall and St Marys Church

Everest Hall

To be viable would need to be a combination of things

Village hall with licensed bar/cafe

New village hall - an eco-building - a warm sunny place

Llo building

A bit of both - in the right building

Shop

Spread meetings around might help other members of community - thought village hall is a central point

Living 4 miles from Llanfair so not particularly relevant to me, and I'm not a social person particularly

Village Hall

Village Hall

School was good. Now Everett Hall is OK but could perhaps be improved, no need for another building

Something that combines both pub and cafe and has outside space as well.

Drop-in centre at Everest Hall maybe 1 morning a week where information of local events etc would be available and coffee

Assuming Radnorshire Arms is still in the equation

One combined/multipurpose premise

This may not be sustainable. How about pop-up pubs and cafe in village

Something that could be used as both

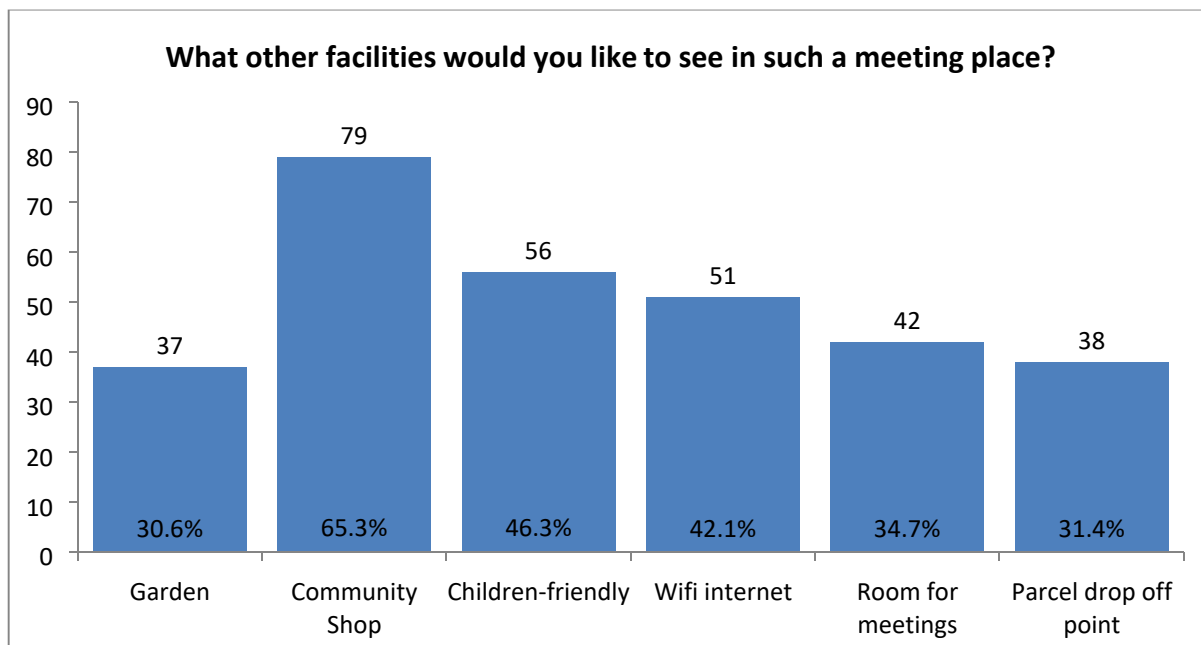
Both, to cater for daytime, evening and weekends

The church? Why not?

Restaurant

Restaurant

Q10. What other facilities would you like to see in such a meeting place?



This question drew out further opinion on the nature of a possible Parish meeting place and gave a number of options. Again, respondents ticked multiple options and a total of 121 respondents took part in this question (response rate 64.7%) and percentages shown as those as part of that number of respondents.

All of the options got some support but a community shop was the most popular choice. There was again the option of 'Other' and 28 comments were left and these are shown below. A variety of comments were made, some re-iterating again that the Parish already has such facilities but some new ideas were left too.

Not qualified to say

I would like a parish map and a box of names so that I could place people more easily if they were labelled with their known name and house. I know very few residents although many seem to know me!

As good a view of this area as possible

All local news posted

Pool table

Everest Hall meets these needs but a community shop would not work as proved in other local villages. Turnover would not be sufficient.

Loaded underlying assumption. Please see Q8 [Respondent ticked 'No' at Q8]

Post office facilities

We already have Everest Hall which has been greatly improved. Better to spend money on this

Why should we do the GPO job parcel force? Once again EH

Just somewhere people actually want to go!

My blue sky view would see a dynamic building, which looked forward to the needs of the next generation whilst catering for the requirements of an ageing one as well. Theatre space? Sports centre? Internet cafe? Education? Perhaps a Centre of Excellence of some kind? Anyway, a fun and exciting place that even the people of Ludlow would drive over to use.

Everything that our village hall already has.

Kitchen, loos, quiet comfy reading spot - newspapers? post office, library, swaps hop - plants etc.

Shower for visitors and a camping space that could be used for creative workshops eg basket making.

It would be amazing if there was a shop where people could buy local produce - it is crazy in the modern worlds how an agricultural community does not feed itself.

Dance classes. Nature talks

Room for functions e.g. birthday parties with bar, social events

Most of the above [respondent means options provided] would be appropriate

Real ale. Cider. Good food

We do already have a pub. But it is only being used as a B&B come restaurant. Why?

Pub

Excess of garden produce/school uniform swap, crafts etc at drop in centre morning

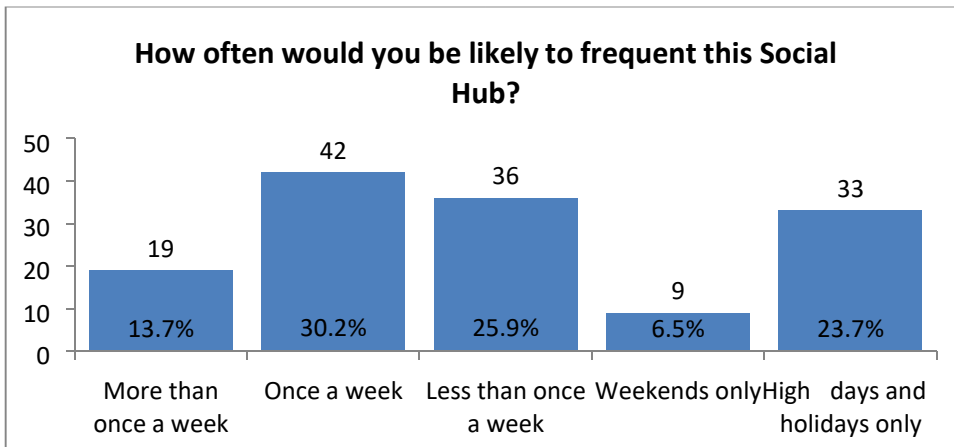
Isn't it really a question of preserving what we have? ie P.O. - Radnorshire Arms - Everest Hall - Church (St Marys)

Newspaper drop off, access for disabled, warm!

Shop to sell "made in the Parish" goods

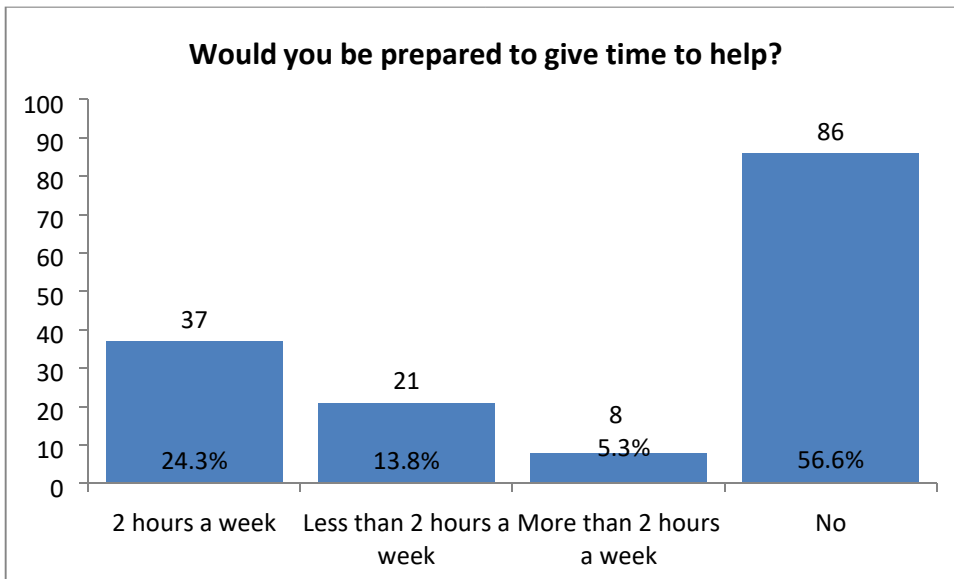
To save roads pot holes

Q11. How often would you be likely to frequent this Social Hub?



One hundred and thirty nine respondents answered this question (response rate 74.3%) and the graph shows their intended visit frequency. Sixty one respondents say they would visit on a weekly basis at least.

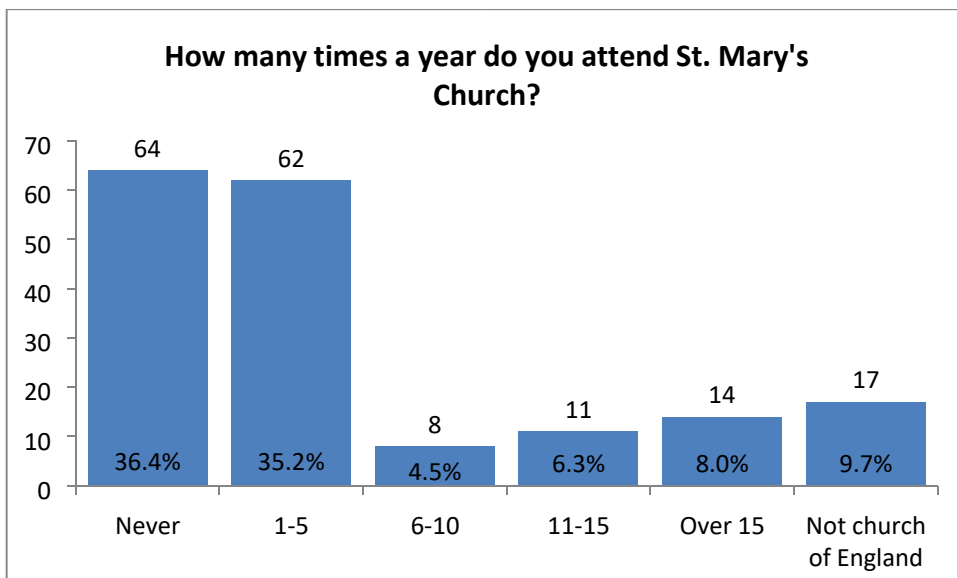
Q12. If a new meeting place required volunteers to help "man" it, would you be prepared to give time to help?



One hundred and fifty two respondents answered this question (response rate 81.3%) and although the majority indicated they would not, 66 of them would be prepared to help.

Church

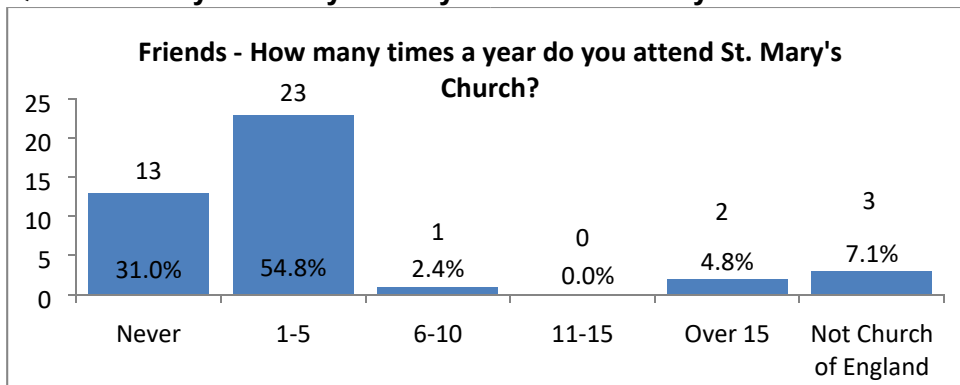
Q13. How many times a year do you attend St. Mary's Church?



Eleven respondents did not answer this question; response rate 94.1%. A small majority of respondents have indicated that they do attend St Mary's. However, regular church going is much less amongst the respondents. Whilst 64 said they never attend and a further 17 said they are not CoE.

This question was also asked in the 'Friends' questionnaire:

Q2. How many times a year do you attend St. Mary's Church?



As the graph shows the majority of the 42 respondents (response rate 91.3%) attend between one and five times a year.

Q14. Could the Church as a place of worship be made more relevant to you by having:

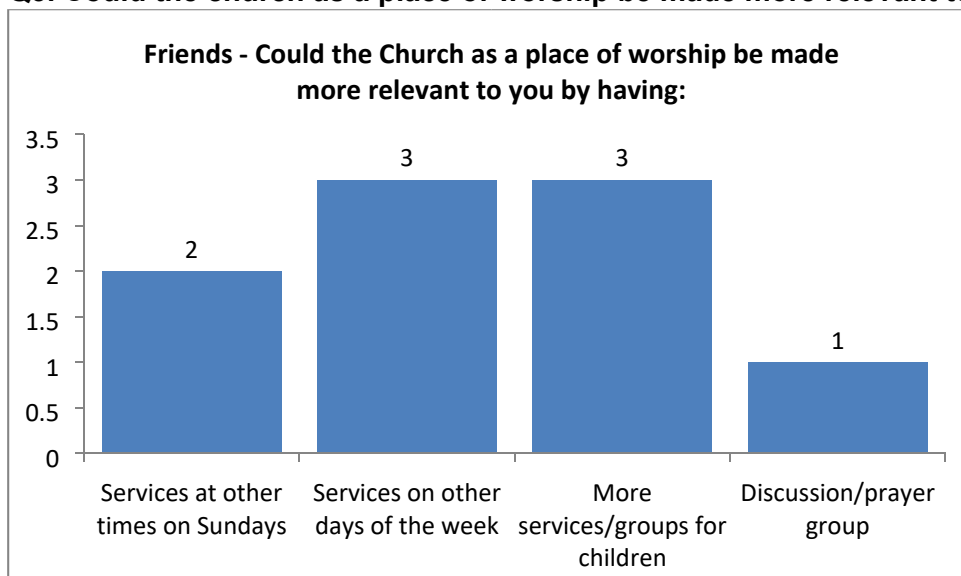


Just 27 respondents answered this question (response rate 14.4%) and some ticked multiple options. Without further investigation it is not clear if these respondents already attend the Church or if they are from the group who currently do not attend. No percentages are shown as the sample was so small.

It would be useful to discuss these findings with the church as there seems to be some appetite for all of the suggestions, albeit with low numbers.

This question was also asked in the 'Friends' questionnaire:

Q3. Could the church as a place of worship be made more relevant to you by having:



Just four respondents answered this question (response rate 8.7%) and their views are shown in the graph above. No percentages are shown as the sample was so small.

There was the option in both the Community and the Friends questionnaires to give other suggestions and 36 Community respondents did so. The comments are shown below but they seem divided between those who say that no suggestions would make the church as a

place of worship more relevant to them, those who are not religious and those who are happy as it is.

Community Questionnaire comments:

No

Not qualified to say

None

Church has moved on since I attended regularly as a child and I no longer am familiar with the modern language and routines.

The church is already very relevant to me and anything that would encourage others to feel the same would be welcome.

Take the pews out and - like St Andrews Presteigne turn it into a centre of meeting of life in Llanfair

None of the above

A complete change of style of delivering the Christian way of life, based on modern (?) knowledge of the way the (?) works needs to be developed

None of these will make any difference to me

No. It is a church - and beautifully kept.

I had the church rammed down my throat as a teenager, choir, sewer, bell ringer etc etc

Wouldn't go more often anyway

Continue as it is

Continue as it is

Attend occasionally for social purposes, not religious

I don't worship

Should be available for humanist/other celebrations

I'm not religious

If the church was a more modernised institution. Something closer to an interfaith/humanist experience that addressed our spiritual needs with less CofE drama

I like the church as a building but am not interested in "the church" as such

None of the above

None. I am atheist

I believe that the church is still a corner stone of the community - as are local pubs and shops

More services bcp

More services bcp

Have an open mind-set

Not really, I only go for traditional occasions ie harvest festival, Christmas, choir events, funerals

Second home cannot attend

There if needed

The church [partial comment removed] is not for me but is ok for others

None of these suggestions seem very relevant

Sunday school for under 12 years

Don't worship

I am not acquainted with the church service roster

Do not worship

Could have a meditation corner in the warmer weeks of the year

The Friends left 12 further comments and these ae shown below:

Already connected with 3 other churches

I am an active member of the Beacon benefice

Member of another church

Attend another church

I live in Knighton and attend Methodist church

Not often - live in Knighton

Toilets

I live too far away

It could also be used as a community meeting hall with choirs, musical groups etc.

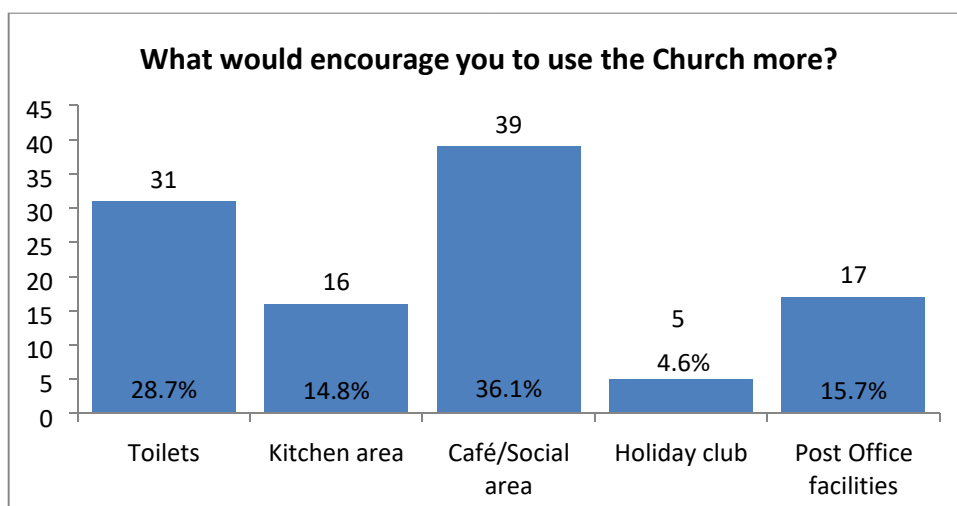
Not my church

I do not attend this church

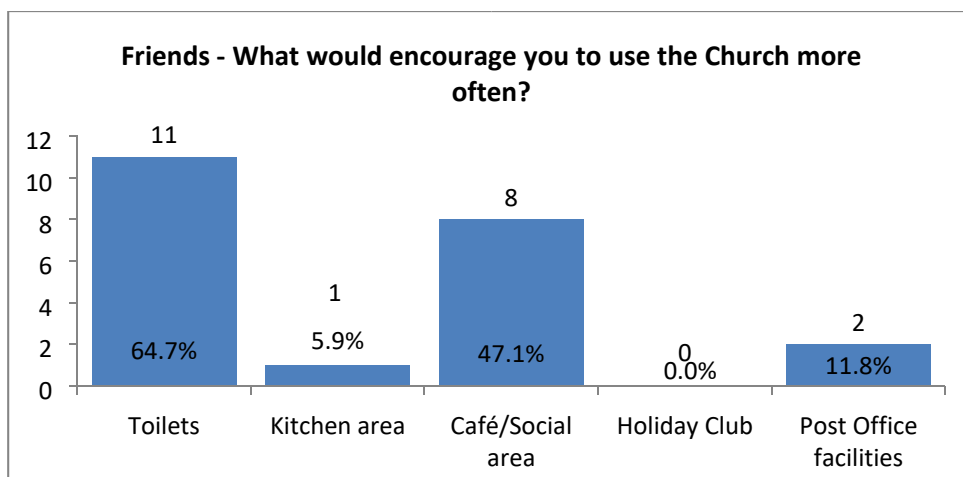
As I do not believe in any deity or supernatural force there is no way in which the church could be more relevant to me as a place of worship.

Q15. The church has been and is very well maintained and cared for. Despite best efforts, attendance is falling as it is nationally. What would encourage you to use the Church more?

Again, it may be of interest to see if the 68 Community respondents were in the original group of non-attenders as this could be shown by filtering the data. In line with the responses earlier in the questionnaire regarding a social/café space, 39 respondents indicated that this would encourage them to use the church more. Toilets are also a popular category. Response rate just 36.4%.



This question was also asked of the 46 'Friends' and 17 replied to it (response rate just 37%), their answers are shown in the graph below. As multiple options could be ticked, percentages are those shown as part of the total 17 respondents but care should be taken as it was a small sample. However, as can be seen by comparing both graphs the trends are the same.



There was a space to leave further comments and 45 Community respondents did so, their comments are shown below. If this question was aimed at measuring if use of the building could be increased, then the comments below indicate that most respondents answered this again from the point of view of increasing church service attendance.

Community Questionnaire Comments:

Sunday school

Less cliqueness

Not a church goer

Quite happy with church's programmes and services

Not qualified to say

No

Closer connection to the Everest Hall. It would be unnecessary to duplicate facilities but the social lunch could be run or assisted by the church. I am thinking of a quick visit regularly. People who run into (?) for a pie may be happy to snack locally even if - like me - they do not take much time for lunch. The added attraction of meeting neighbours easily may well bring more people in. Many would not have time for the luncheon club which already exists in our busy modern lives.

As in question 14 - Everest Hall and church run side by side with "sensitive" use of both premises

Church is fine, possible toilets

Take the pews out and open up to the majority of the community for their meeting, culture of and who knows?

Take the pews out. Make it useful for other events

Appropriate religious belief

None of the above

None of the above. Convert the church into a modern chapel for worship and open up the (?) for drama, art and perhaps ball type activities

[Personal comment removed]

I admire the people who give their time up to run the place

Having a full time ordained vicar

Wouldn't go more often anyway but toilets would be a good idea

More free time

We are not church attenders

Nothing

If I believed in God and wished to worship him/her

If I was a believer

Exhibitions, events

Less God more humanity

Less religious, more spiritual

It is understandable that attendance is falling, but in a (?) it would be sad if churches fell into disrepair as they are often beautiful.

Make the CofE more (?) in the 21st century

These are difficult times

More services bcp

More services bcp

A place of peace and quiet/some silence. Maybe some help/encouragement in how to be quiet and to use quiet/silence/(incorporate) *Most of the people resident in the courtyard set a good example of peace and quiet

Belief

If it was the only community building in the village, but if another building did all the above I would use that instead. Only going to the church for specific services (1-5 times a year)

There are simply not enough people in the local area to sustain the church in its present form. When the church was built the population was much larger and able to support a school, shop etc.

More births, deaths and marriages

However I do need the church to get married in and to be buried at

Worship combined with social activities

Remove pews and have 'flexible' seating so it can be used for exhibitions, concerts, etc.

Nothing (not a Christian) though appreciate the church as a piece of history and architecture

Develop graveyard as a wildlife haven

Knowing the rates/times of services

Seating on comfortable chairs ideally in a round, not with our backs to each other

Perhaps music

Music, parcel postal delivery facility in bad weather

The Friends questionnaire also had space for comments and seven did so and they are shown below:

Events of some sort, children's/toddlers club

Member of another church

Attend another church

I live in Knighton and attend Methodist church

I live too far away

More concerts

A venue for musical/drama/children's educational groups

I have been to exhibitions and musical events in the church and would probably attend social activities.

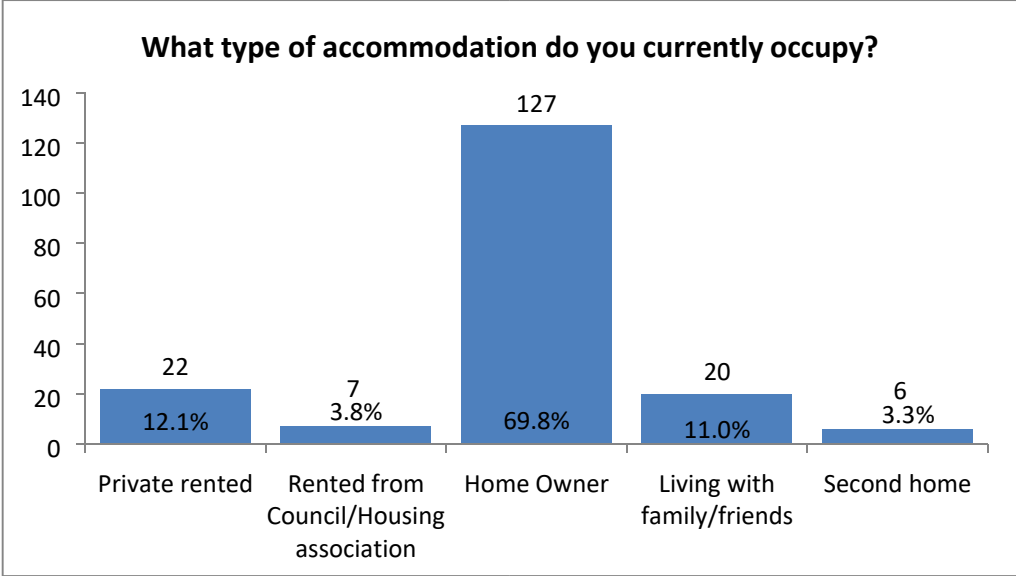
Housing

The questionnaire set out that

"In Shropshire, planning policies for housing development are governed by a document called "The Site Allocation and Management of Development (SAMDev)". Under the current

Policy Llanfairwaterdine Parish is listed as what is known as "Open Countryside" which limits the type of housing development that can take place in the Parish. This Questionnaire gives you the chance to have your say on housing development and whether the existing Policy for the Parish should change. If there is support to change this Policy further consultation involving Shropshire Council and the Parish Council would take place."

Q16. What type of accommodation do you currently occupy?



Just five respondents did not answer this question (response rate 97.3%). The vast majority of respondents indicated that they are home owners. Only 29 of them are renting (15.9%).

There was a space for 'Other' and 6 respondents left a comment, they are shown below.

- Business/private homeowner

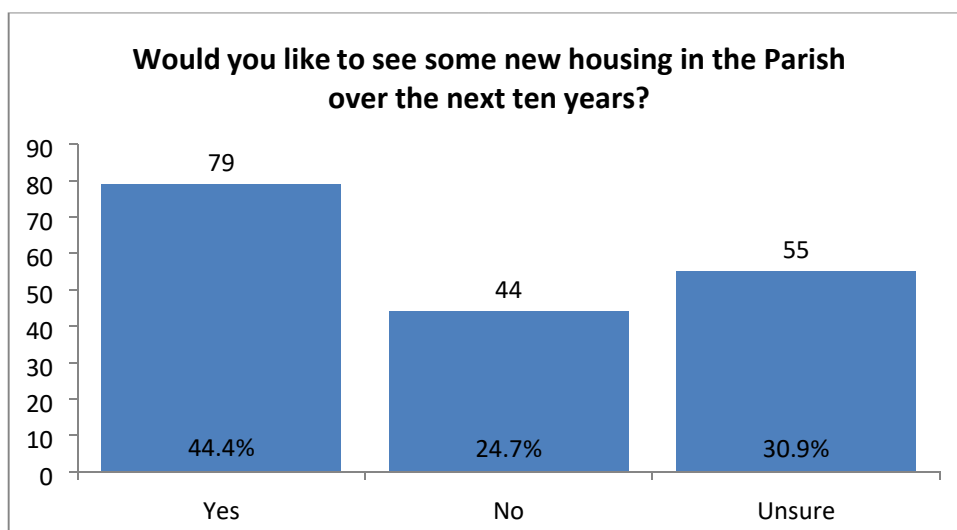
- Farm

- As a visitor to a quiet rural retreat I have an instinct to maintain the status quo. However, I wouldn't be against a building program in Llanfair needs a larger population. Also, communities should have social housing. Is there a problem but maybe Llanfair could be a place which attracts people who want to work from home in the future.

- We have 2 dwellings within one house, housing 2 generations

- Plus holiday let

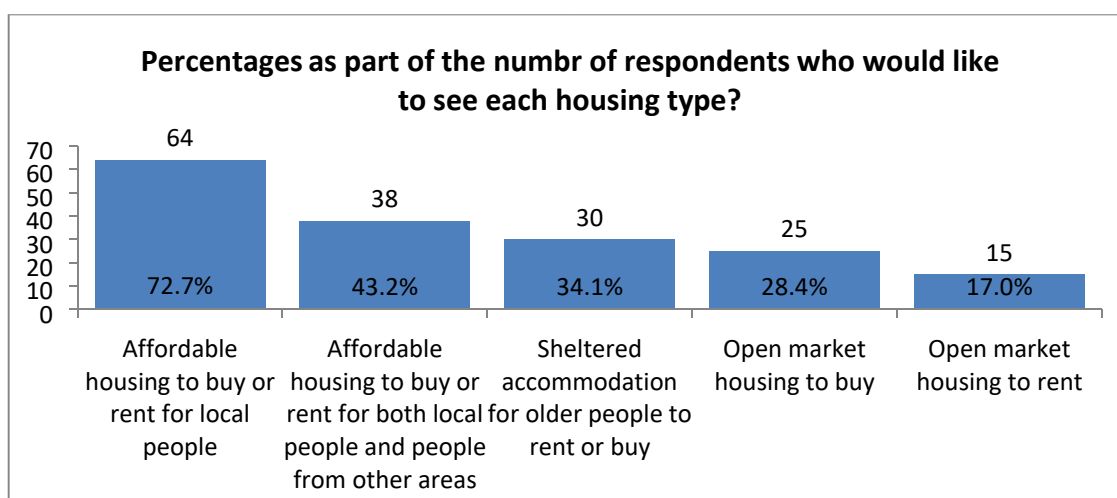
Q17. We currently have 94 dwellings in the Parish of Llanfairwaterdine. Would you like to see some new housing in the Parish over the next ten years?



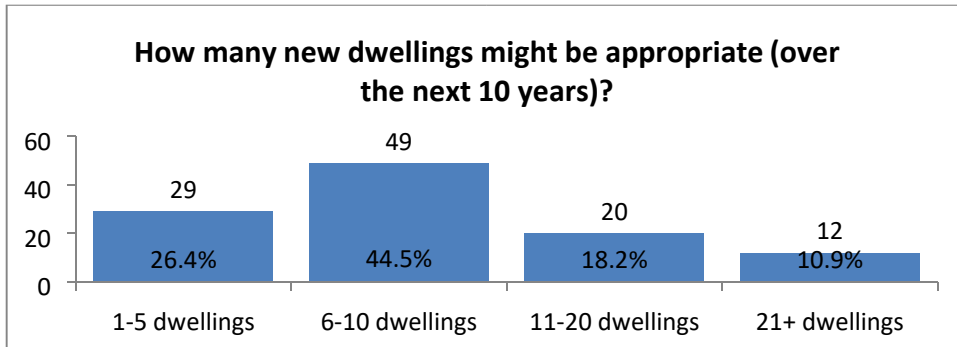
Nine respondents did not answer this question, response rate 95.2%. Of those who did, opinions are shown in the graph above. A small majority would like to see some new housing in the Parish over the next 10 years.

Q18. If you answered "Yes" what types of housing would you like to see? (tick as many options as appropriate)

Eighty eight respondents answered this question (99 did not). Respondents could tick multiple options. The percentages shown are those as part of the 88 respondents who answered, i.e 72.7% of respondents ticked 'Affordable housing to buy or rent for local people'.



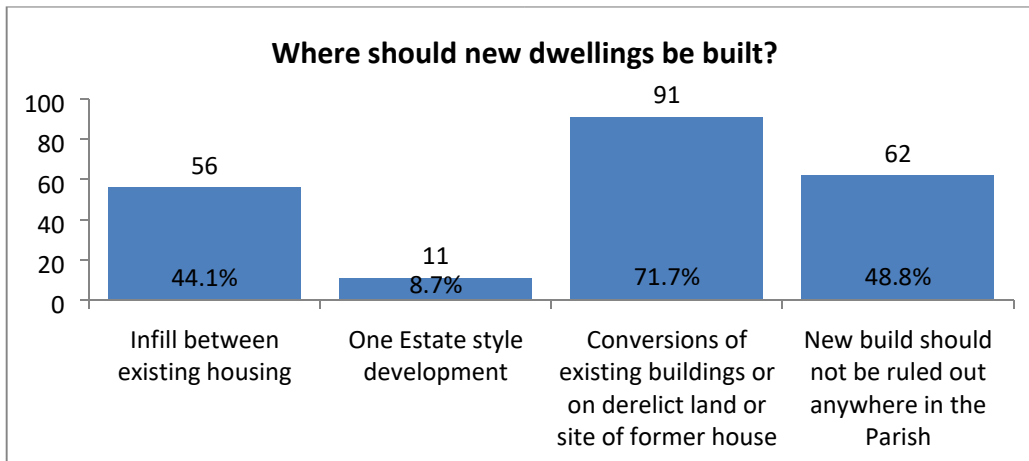
Q19. How many new dwellings might be appropriate (over the next 10 years)?



Seventy seven respondents did not answer this question. Of the 110 who did, nearly 45% think 6-10 dwellings may be appropriate over the next 10 years.

Q20. Where should new dwellings be built? (tick as many options as appropriate)

Sixty respondents did not answer this question, 127 did.



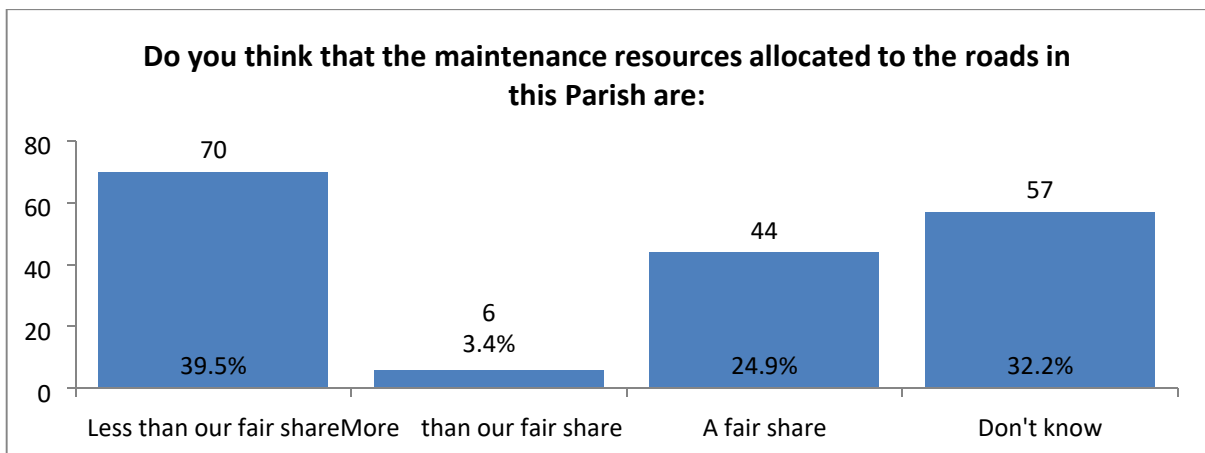
Support for ‘one estate style development’ is low with only 8.7% of respondents ticking this option. Most support is for ‘Conversion of existing buildings or on derelict land or site of former house’, with 71.7% of respondents ticking this option.

Traffic, Transport and Roads

The questionnaire explained that:

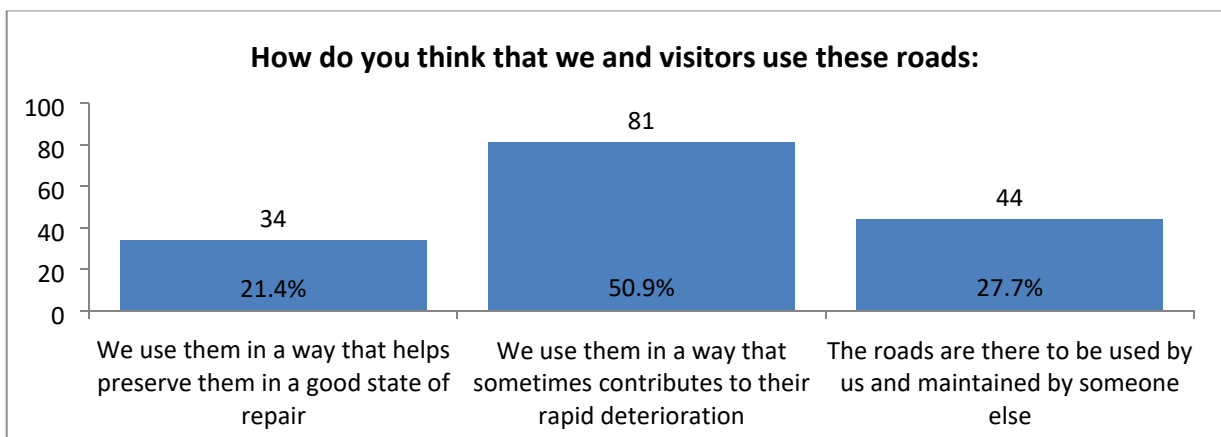
“The Parish of Llanfairwaterdine is criss-crossed by more than 40 kilometres of single track lanes, predominantly without kerbs or gutters, and all under the care of Shropshire Council Highways Maintenance. We contribute to the cost through our household Council Tax, Government Grants made out of general taxation and any Business Rates that are levied in the Parish - farms being exempt from Business Rates”

Q21. Bearing in mind the total extent of the road network for which the Shropshire Highways Department is liable, do you think that the maintenance resources allocated to the roads in this Parish are:



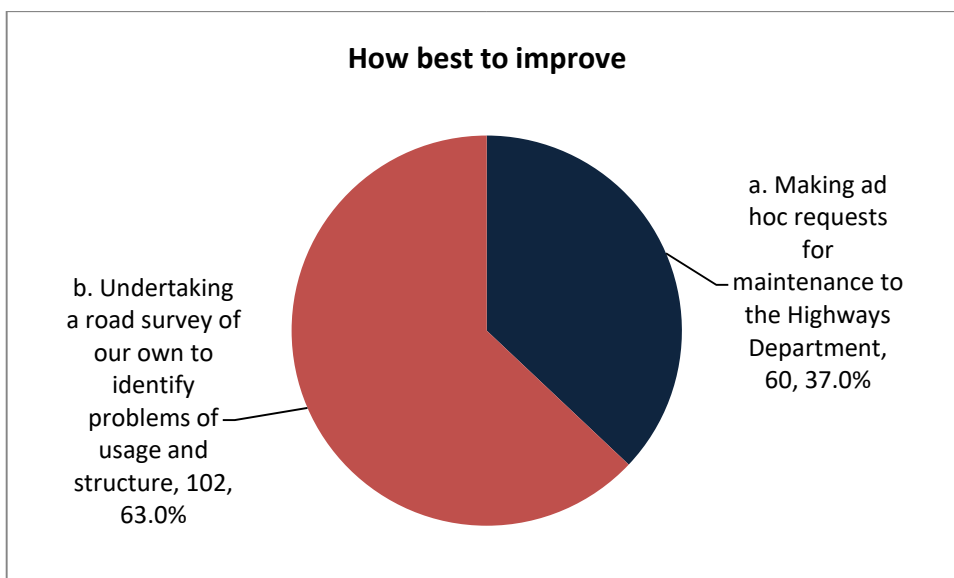
Ten respondents did not answer this question, response rate 94.7%. The majority of those who did feel that the maintenance resources allocated to the Parish are 'less than our fair share'. However, nearly the same amount ticked 'don't know'. Only six respondents feel that the Parish gets more than its fair share.

Q22. How do you think that we and visitors use these roads:



Twenty eight respondents did not answer this question, response rate 85%. Over 50% of those who did feel that the way the roads are used sometimes contributes to their rapid deterioration.

Q23. How do you think the Parish Council might best help improve the state of our roads?



Thirty three respondents did not answer this question, response rate 82.4%. Opinion is divided with nearly 2/3 of respondents saying that the Parish Council should undertake a road survey. Respondents had the opportunity to suggest other things and 44 left a comment, these are shown below. There seems to be some appetite for more localised services e.g residents playing a part in some repairs and preventative measures.

Roads and mud never cleaned up in some places pot holes everywhere

Both

Residents could clear wind-blown litter within the parish. residents could identify problems and the parish council could contact the highways dept.

As so many roads are very isolated, the users need to be able to report problem areas and expect to get them fixed in a reasonable time scale.

Become a competent council and taking control of the highway budget from SCC

Bearing in mind that funding is reducing annually we could be more responsible for keeping ditches and drains clear on our own patch.

It's the PC's job to harass the councils in Shrewsbury to meal the roads as necessary and to keep on harassing them.

Both of the above (one does not escalate the other), with speed attention to seeking improvement on drainage.

Having road to village closed for a long period of time effectively cuts off village to us

Combine (a) and (b). They are not mutually exclusive

If you think that the surveyor for the Highways Dept. is not doing his job well enough, make an appointment to meet him on site.

Dig ditches to keep some of the water/frost and ice from causing damage

There's a county surveyor why doesn't he get out of his office inspect same which is he paid to do. Also be on site during repairs

Reduce the speed limit to 30mph on all single track roads

Better pull in spaces for cars on single lanes. 1-1 hedge rows cut on a regular basis

Fix the damaging and dangerous potholes

By having control of a maintenance budget

By unblocking the drains - to minimise the amount of surface water that leads to pot holes during the freezing/thawing cycle

Change the speed limit

The previous parish councillors were brought up in the parish. They knew where the drains and gutters were and cleaned them when necessary. The newcomers to the parish.

Previous Parish Councillor - brought up in the Parish would open drains, gutters etc. saving the CC money. Newcomers to the parish council do not have this knowledge.

Submit requests early so repairs smaller/cheaper than big bills once really bad

Applying business rates to farms

Farms should pay business rates as their vehicles cause the most damage to kerbs and highways

The PC have always assisted the county road surveyor and should continue to do so

Like salt bins - would be useful for council to leave piles of stones etc for us to fill in pot holes as necc

Bring back lengths men

Improve the condition of our verges. Prevent soil erosion and silt into waterways and increase plant/animal habitats

Drive less. Better trains and buses? Car share scheme

Clear blocked roads drains

I think they are reasonable and maintained to a fair standard

Some areas require tree works - ie crown lifting removing dead or dangerous trees. Passing bays - no requirement to "open up" roads - large vehicles

Better maintenance of existing roadside drainage and increasing drainage

Better maintenance of existing road side drainage

then report to SCC and except response

Maintain the excellent relationship with the highway section, SC, as in the past

Limit access of oversized vehicles. Better provision of road side footpaths

Limit access of overweight and oversized vehicles. Better provision of roadside footpaths

Regular survey and maintenance by highways authority

The highways dep't don't use their resources wisely they fill pot holes when they are full of water instead of when dry spell is on

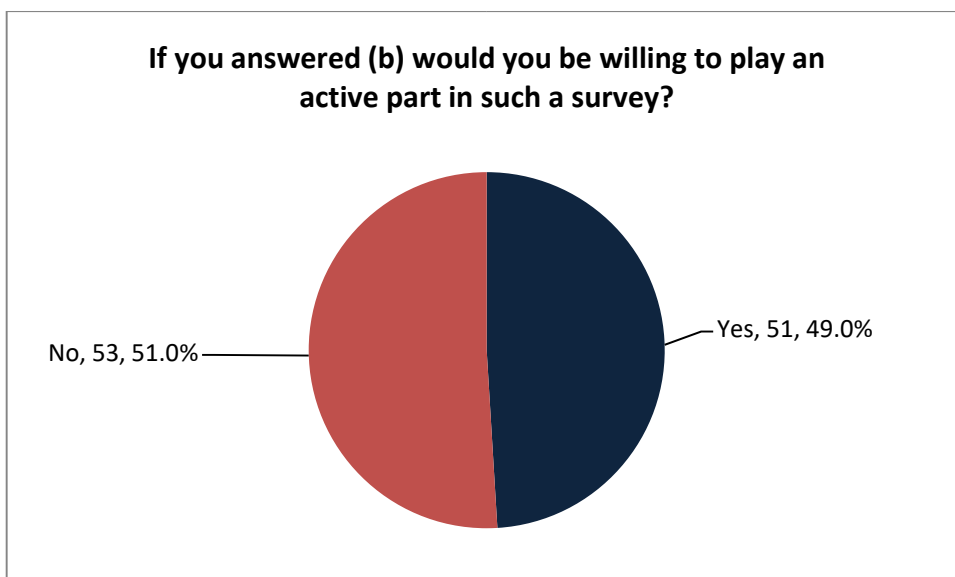
Making farmers aware of their responsibility to clear mud etc of roads if they are responsible for it.

We certainly tried to keep (?) open on the roads we used running through on train

Regular surveys are needed and conducted on foot (better appreciation)

We can help keep drains and ditches open

Q24. If you answered (b) would you be willing to play an active part in such a survey?

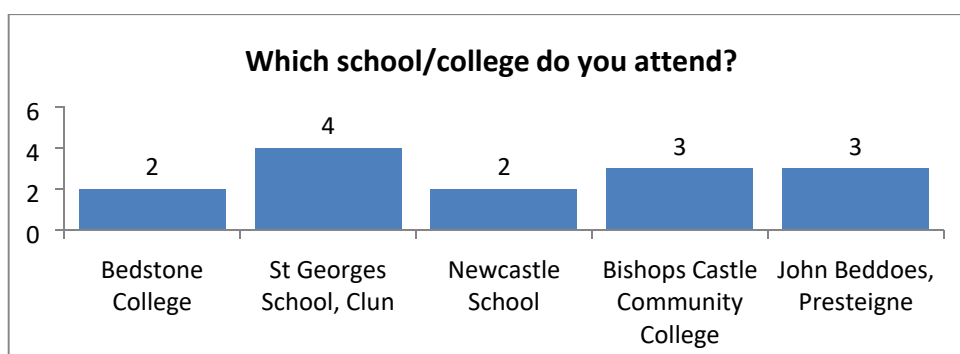


One hundred and four respondents answered this question (83 did not). Assuming that they are the majority of those who actually answered 'b' in question 23, half would be prepared to play an active part in such a survey, 51 respondents. This is an excellent response so definitely one to investigate and take further.

Young People, Children and Youth in the Parish

The youth questionnaire asked a number of questions, relevant under this heading.

Q2. Which school/college do you attend?



There are five education establishments which the young respondents use.

Q3. What clubs and teams do you take part in now and where do you go?

One person did not answer this question; the other replies are shown below.

I play rugby at Knighton. I play football, rugby and many more at my school.

Dance at school, ballet, cross country, hockey, netball, drama, piano all at school
Badminton after school at school

Badminton at school

Football and swimming in Knighton and top sport at school

Piano - at home. Football - Kerry

Football in Knighton, brass band in Knighton, swimming

Swimming - Knighton swimming pool. Horse riding - Underhill

Youth club

Youth club

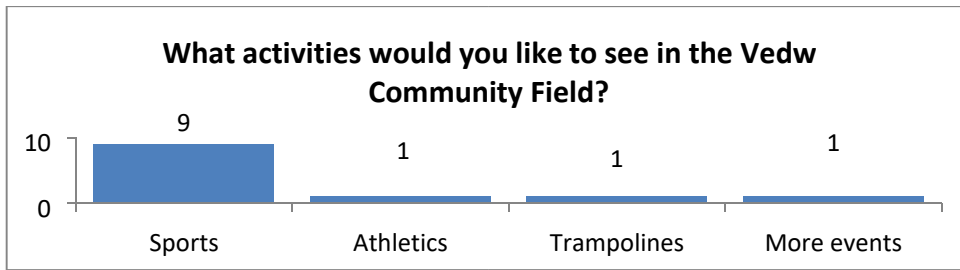
Youth club

Rugby club =

Knighton sports club < Clun school. Guitar = Knighton. Swimming = Knighton

Gymnastics at Presteigne leisure centre, horse riding at Underhill, sports club after school in Clun school. Swimming, Knighton sports centre

Q5. What activities would you like to see in the Vedw Community Field?

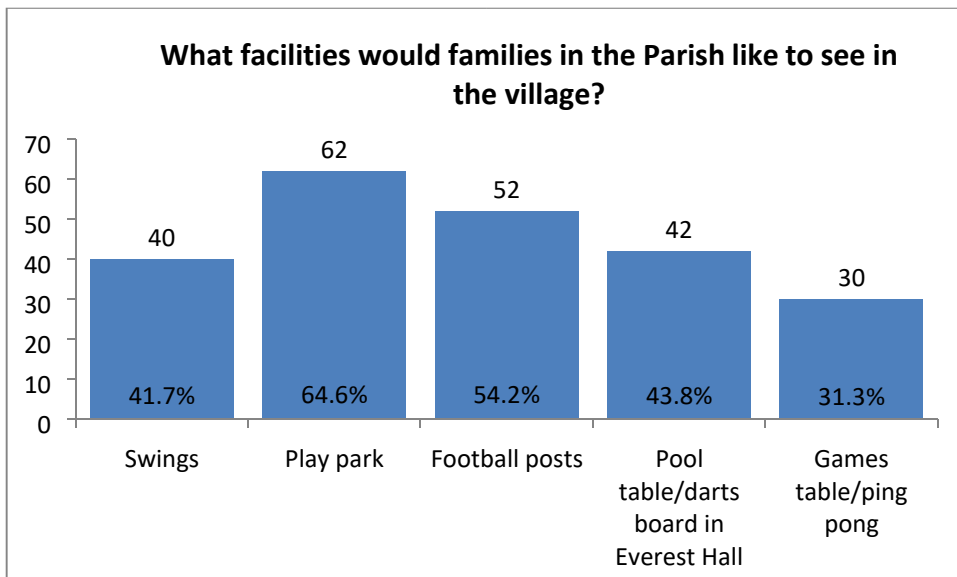


Two young people did not answer this question.

Now back to the Community Questionnaire:

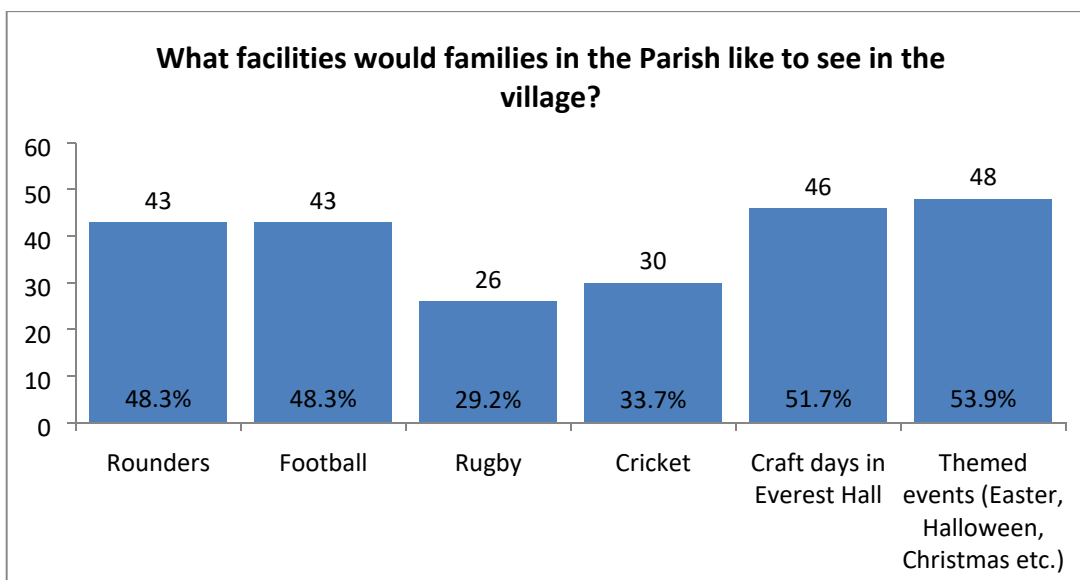
Q25. What facilities would families in the Parish like to see in the village?

Respondents were able to tick as many options as they wished; percentages shown are those as part of the total number of respondents who took part in this question (96).



Q26. What facilities would families in the Parish like to see in the village?

Respondents were able to tick as many options as they wished; percentages shown are those as part of the total number of respondents who took part in this question (89).



There is support for all of the options given. Most support is for a play park (62 respondents).

A number of respondents commented that they felt they were not qualified to answer these two questions as they don't have children. Others said this should be directed at families only. Other suggestions made on either question 25 or 26 are shown below.

Wifi Cafe

tennis Court. BMX track. Squash court.

Youth club and more seasonal activities

Outdoor activities to bring all together

Internet

The countryside is full of natural opportunities for play. Installing swings

These would be great - but who would run/maintain them?

Pub

I was puzzled by this question. Are these the things which have been asked for by the under 18's?

Utilise the river somehow? Table football. Zipwire across river! Treehouse

Funding for youth group organisers

Picnic benches

I don't have children but I would be more in favour of out-door activities like "forest schools" and activities that promote an interest in nature and the landscape.

Tennis court

Paint ball

Probably good broadband facilities currently only available via satellite

Music for youth (i.e. a choir)

Let it grow naturally - you can't plan these comings - together. You have to have a football festival for kids or a Graham and a Richard for a choir

Our diary is already at overload

These would be great - but I fear our population is rather too small

Changing rooms on Vedw field if being used more for a recreational area

Picnics, walking the bounds (did this in 2000) Family

picnics - a family pay anyway!

Sports day style event

Junior film club

Good idea to get the children of the parish together occasionally Led

walks housing on nature, the landscape and local history.

Rugby league

Younger families might better advise

Clay pigeon shooting

Clay pigeon shooting

'Beat the bounds' walk around the boundary of parish

All sports when possible

Community growing - with involvement by youngsters - planting fruit and berry trees (keep to indigenous species) provides for pollinators, wildlife and human consumption.

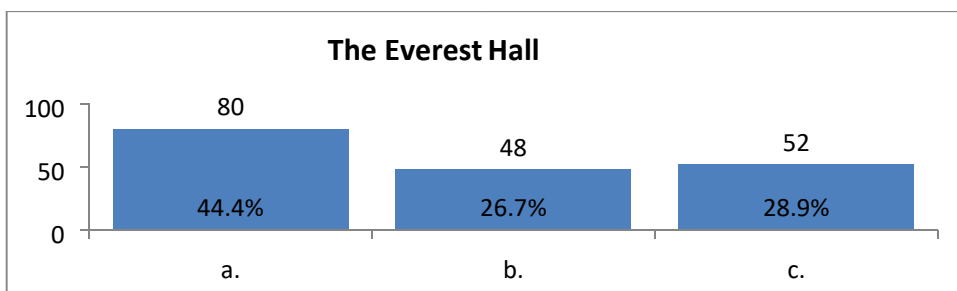
One is not a parish member as suggested the church could be used for music.

The Everest Hall

Q27. The Everest Hall has successfully provided a focus and venue for community activities for nearly fifty years. Which one of these three strategies do you consider most likely to deliver facilities that will enable these activities to flourish over the course of the next fifty years?

Three options were given:

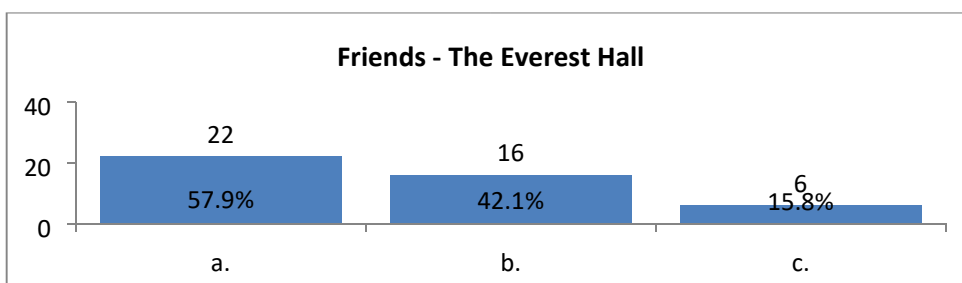
- a. Ongoing repairs and refurbishments as circumstances dictate and funds allow
- b. An agreed long-term programme of modernisation for the existing building - that will require both additional fund-raising and new sources of income
- c. The construction of a new facility, designed for purpose, either on the existing site or on a part of the Vedw Community Field - this would also rely on very significant fund-raising and new sources of income



Response rate 90.9%.

By far the majority of the respondents feel that ongoing repairs and refurbishments of the existing building is the most appropriate course of action. Both option b and c calls for additional fundraising and new sources of income which it appears there is less appetite for among respondents.

The picture from the 43 out of 46 Friends (response rate 93.5%) is similar in that 22 of them also favoured option a. However, the next most popular option for this group of respondents is b.



Q28 If you answered (b) please indicate your preferred priority of improvements by assigning numbers 1-10 to them below (1 being the highest priority and 10 being the least important to you)

This question is rather hard to analyse as the question asked respondents to give ratings to the various aspects and this obviously throws up many permutations. Also some respondents entered a tick in the box, or a cross. It is hard to interpret these; does a tick mean it is important to them? Does a cross mean it is not?

To analyse the data we looked at each aspect in turn and in the table below we show how many times that aspect received each rating including the ticks and crosses. We recommend that the committee does some further work to analyse what these ratings mean, perhaps looking at the aspects which got the highest scores which we have highlighted in grey. The number of respondents varied which means not everyone gave every aspect a rating. The number of respondents for each aspect is shown in the table also. Heating got the biggest response and also received the highest number of '1' scores.

	Heating and Insulation	Lighting	Access	Toilets	Seating	Kitchen	Car Park	Showers	Decor
Respondents	52	33	29	32	36	31	30	28	33
(ratings) 1	38	3	3	2	3	2	1	1	2
2	2	10	1	6	7	1	1		4
3		6	3	7	1	3	3	1	9
4		1	5	6	4	4	1		2

5	1	8	4	2	4	6	2	1	4
6			2	4	4	6	4		3
7	1	2	5		2	5	6	4	2
8		1	4	2	3	1	5	2	2
9					4	2	3	11	1
10			1	2	2		3	6	3
tick	8	2	1	1	2	1	1	1	
cross	2								1

Five further comments were left as shown below:

Showers what are they for?

Strip out the current interior and create a flexible space for events

4 porch/hallway

10 Signage to the

hall

10 bar area with licence and outside toilet for public

This question was also asked in the 'Friends' questionnaire:

	Heating and Insulation	Lighting	Access	Toilets	Seating	Kitchen	Car Park	Showers	Decor
Respondents	18	13	11	14	12	12	12	9	14
1	12				1		1		
2		5	3	1	3				2
3	1		2	3		1	3		4
4		1	1	5		3			1
5		3	1	2	2	1	3	1	1
6			2	2		1	2		2
7		1	1		2	2	2		
8		1	1		2	3	1		1
9					1			6	
10								2	
Tick	5	1		1	1				3

Again, 'Heating' was the most popular choice.

One additional comment was received, 'level flooring, double glazing'.

Q29. If you answered 27(c) Please tell us what facilities you would like a new hall to offer that are not available in the existing hall:

From the comments below it can be seen that not only respondents who selected 'c' have left comments here. This question could be filtered to show only comments from respondents who would like a new building.

Leave old hall as it is. Heating nothing else. Its OK

More natural light, better heating, a more comfortable area (sofas etc), outside grounds for public use.

If you build a new venue then it can no longer be "Everest Hall" as the connection physically with Lord Hunt + Everest will no longer exist

A building fit for multi-purpose usage. Wheel-chair accessible. Good insulation and heating. Relaxing bar area.

Multi-usable spaces-space that can be used for more than one activity at a time in different rooms.

The hall is fine for most activities

A room where you can gather socially

Space; a building efficiently heated and run; indoor sporting facilities with showers; sensible drama and auditorium facilities

Clean toilets and kitchen area

Warmth

Construct new building on the Vedw field, which could be paid for by selling the existing solar panels for its heating and electricity

Inviting warmth and better kitchen

More child friendly

Placed where it can have a play area

Fully wheelchair accessible. On 1 level safe for children. Shower/washing facilities. Well heated with access to a play area/football/sports field

Films for younger people, pool table, darts, bingo

Newcastle have a brand new village hall - which they cannot afford to run

A flexible, modern facility that can adopt to different wage and garden area

Conservatory type area so lots of natural light

No new hall

A sustainable, well designed and well insulated building with lots of natural light. A cosy room and large wider function room. Leading out onto outside public space (Vedw field) so can use outside. Showers, bar, coffee shop/community shop/veg box pick up/newspaper pick up/tourist info

Space with garden and community cafe/bar

Better stage for gigs etc. Bar.

Sustainable ie super insulated and solar gain south facing with patio door 1 -> deluxing and playing field flexible internal space.

Warmth. Light. A new beginning

A new warm inviting, light and modern building. I feel the parish would use this for weddings, christenings, parties, and sport with a nice meeting room, changing rooms, storage, area within the building and a good heating system

Better heating, bigger car park, business meeting room

In Community field with toilets accessible from outside store room accessible from inside and outside. Windows onto field could be used as a community shop and social club would become a social hub for the community or pub. Open for a period everyday

Changing rooms, functional bar area, fully equipped kitchen, light and airy room, heating which works. More modern, welcoming, a nice reception area, meeting rooms, computer room, wifi

A range of multipurpose rooms. Large kitchen with serving water. Modern toilet facilities, modular stage equipment wifi installation and computers. Facilities for short mat bowls, table tennis etc. good heating? Solar

Heating, larger main room

Games room

Brighter facilities as per Knucklas

I believe a new hall could be built in an eco-way and offer benefits to the whole community which might also mean that the church as well as the Everest Hall are turned into housing

Out of the church and the Everest Hall one of them has to go either building to be used for the same purpose ie the Everest Hall could double as a community room and a place of worship cutting the costs of up keep by half.

Good heating and lighting and insulation

A new hall would cost too much require huge fund raising. It would become too expensive to hire. We have a really nice existing hall.

Showers for visiting groups who hire the hall for several days outside toilet for visitors to the village. Games room for children and teenagers

or possibly C if B is not really sustainable in the long term. Building on the Vedw would give a good outdoor area close to indoor facilities.

Changing rooms, disabled access/inside and outside, indoor sports facilities, youth club facilities

Showers; 1 to 1 meeting room; lockable bar; cafe; sports facilities changing room; disable access

Access to playing fields, ability to do outdoor activities

Use existing facilities. There is an underutilised large community bld in Knighton

There is an underutilised large community hall in Knighton

This question was also asked in the Friends Questionnaire and the eight comments received are shown below:

If you answered 5(c) Please tell us what facilities...

More space for choir and for groups, better cooking facilities, films etc, broadband/wifi, better heating

Proportioned main room using 'magic triangle'

If a new hall was built on the field, what would happen to Everest Hall?

Heating! Windows and a view, gardens, community orchard, meeting rooms, cinema seating

A larger area to accommodate indoor games, festivals, musical productions, but could be sectioned off for smaller gatherings when required

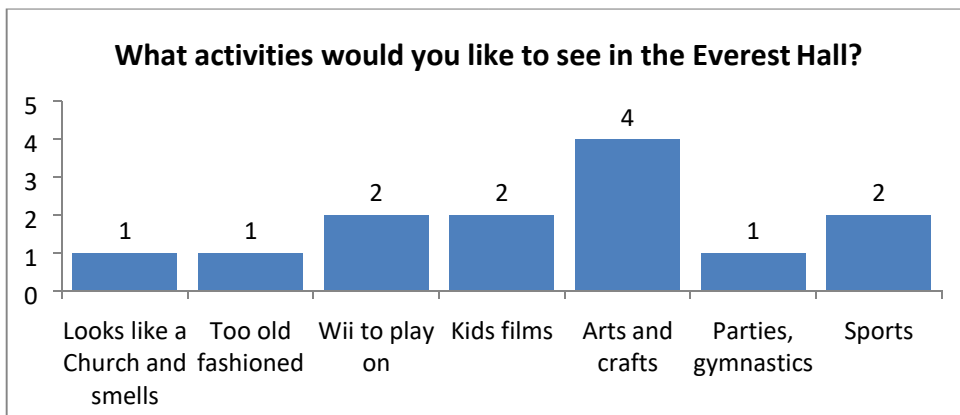
It's a lovely old building, but it requires modernisation but would that solve all the problems?

I love the old building and would hate to see it destroyed.

As a friend of Llanfairwaterdine we support both church and hall. Church will depend on the Clergy involved and will support village hall - many halls in the south of the county that have been rebuilt are unable to meet their obligation. Everest Hall needs to be well maintained, a long term maintenance plan costed and sauced for accordingly.

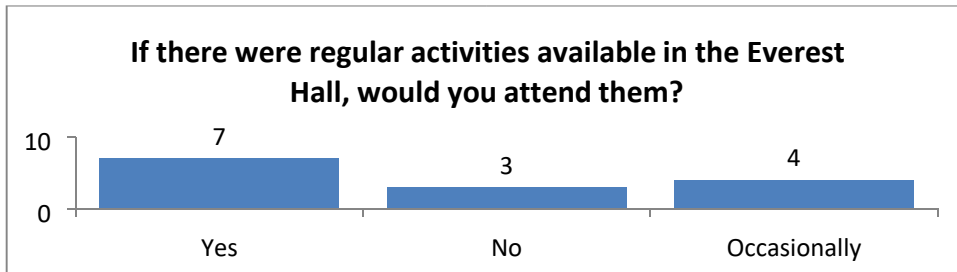
The Youth Questionnaire also asked a question about Everest Hall:

Q4. What activities would you like to see in the Everest Hall?



Three young people did not answer this question.

Q6. If there were regular activities available in the Everest Hall would you attend them?



Seven young people indicated that they would attend regular activities at Everest Hall. Everyone answered this question.

Environment/Footpaths/Tourism/Local Economy

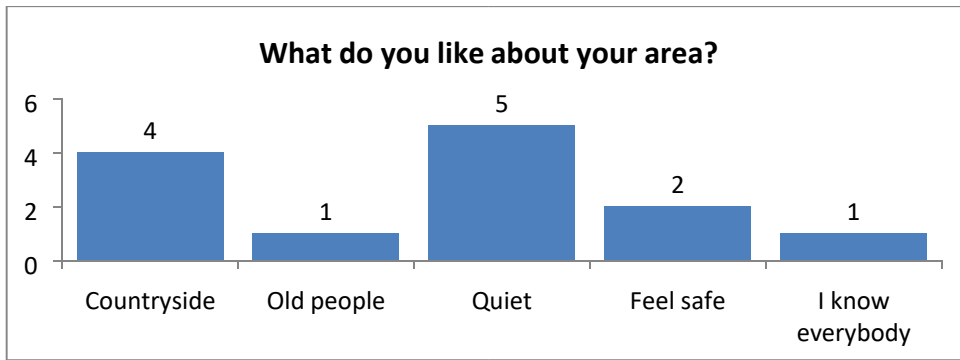
Q30. What do you appreciate most about your local environment?

A fantastic 145 comments were received and upon investigation some very strong themes ran through all but a few of them. Respondents clearly value the:

- Landscape, countryside, wildlife etc (103 mentions)
- Peace and quiet (59 mentions)
- Local community (24 mentions)
- Access into the countryside (17 mentions)
- Privacy, secluded remoteness (9 mentions)
- Low traffic (8 mentions)
- Low crime (3 mentions)

A similar question was asked in the Youth Questionnaire:

Q7. What do you like about the area?



As can be seen from the graph, the young people also value similar aspects as their older community members do. One young person did not answer this question.

Back to the Community Questionnaire:

Q31. Have you any concerns about your local environment?

Not as many comments were received but again a number of themes could be identified:

- Fear of urbanisation/industrialisation (13 mentions)
- Litter, pylons and windfarms all got 9 mentions
- Speeding, increased traffic, poor footpath maintenance and the environment in general all got 6 mentions
- Stream/river erosion/pollution (5 mentions)
- Pylons, verge/hedge maintenance and the future of farming all got 4 mentions each

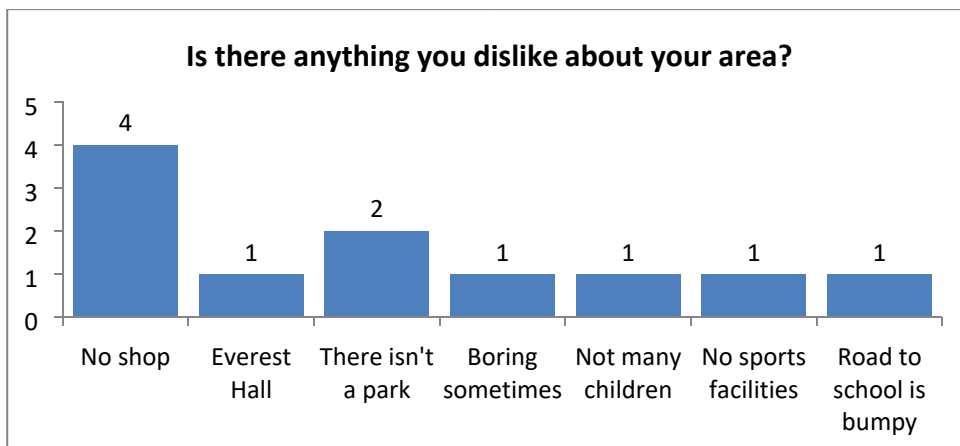
There were also mentions of fear of woodland deterioration, access to health care and other services, increased tourism, overstocking and loose dogs.

As far as taking these issues further, the most mentioned points align with the feelings raised in the previous question; respondents value their local environment and wish to keep it as it is.

Perhaps the Parish Council could look into the speeding, litter and hedge/verge maintenance issues. If there is a local Parish Paths Partnership, perhaps they can help re footpath maintenance. It could be that there are a few stretches which can be easily identified and worked on. The next question gives scope to develop further community projects to preserve and improve the local environment.

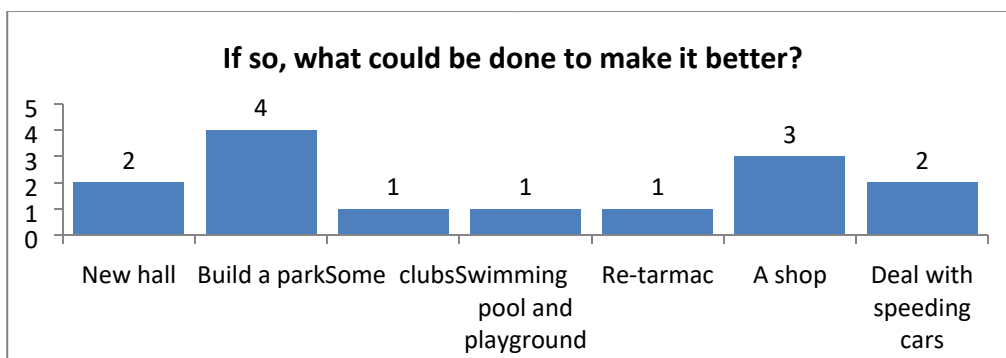
The Youth questionnaire also asked a similar question:

Q8. Is there anything you dislike about your area?



Again, interestingly the young people mention similar aspects as those evident in the Community Questionnaire such as the lack of a shop or park. Three young people did not answer this question.

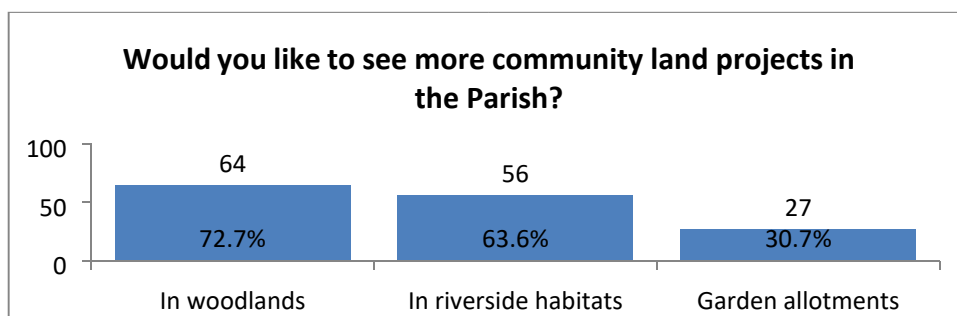
Q9. If so, what could be done to make it better?



Three young people did not answer this question but the other replies are shown in the graph.

Back to the Community questionnaire:

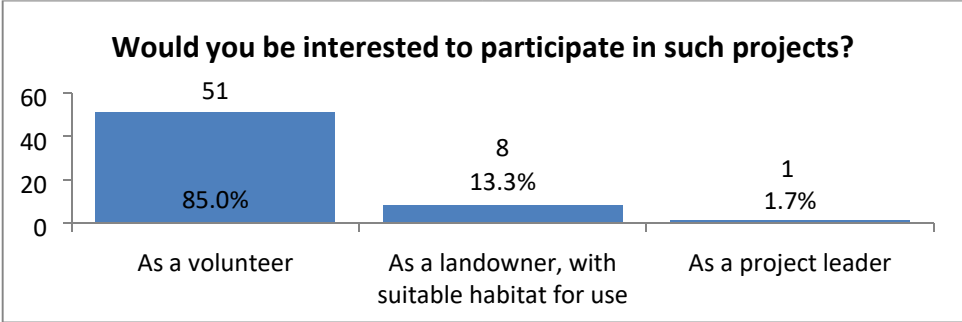
Q32. Would you like to see more community land projects in the Parish? (tick as many options as appropriate)



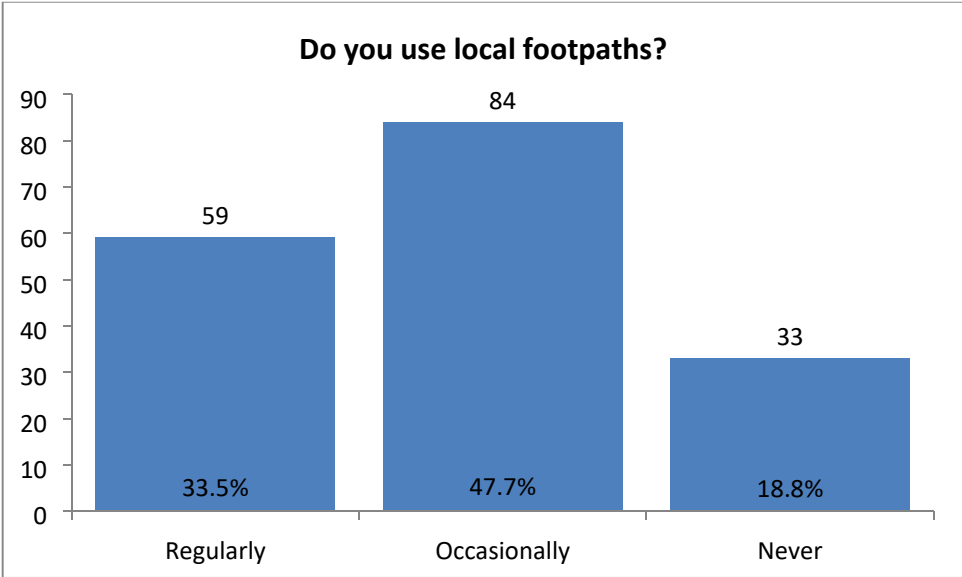
Ninety nine respondents did not answer this question (response rate 47.1%) and their interests are shown in the graph, allotments being the least popular option. As respondents could tick multiple options, percentages are those as part of the total number of respondents (88).

Q33. Would you be interested to participate in such projects? (tick as many options as appropriate)

Less still, 59 respondents answered this question (128 did not), but as the results show below: one potential project leader, eight landowners and 51 volunteers! This is a fantastic response, for the committee to take further.

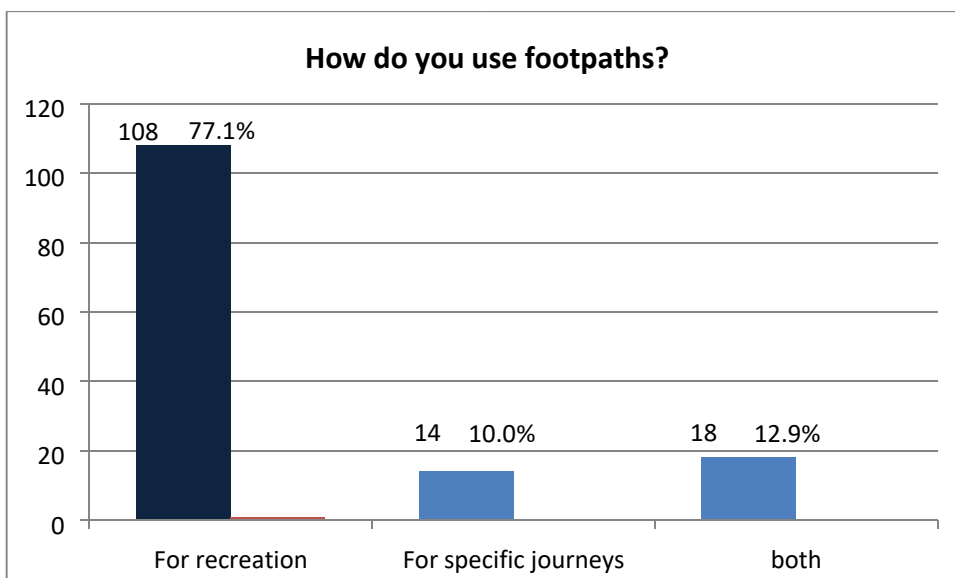


Q34. Do you use local footpaths?



Out of the 176 respondents who answered this question (response rate 94.1%), the vast majority uses the footpaths at least occasionally. Over 30% use them regularly and less than 20% never use them.

Q35. How do you use the footpaths?

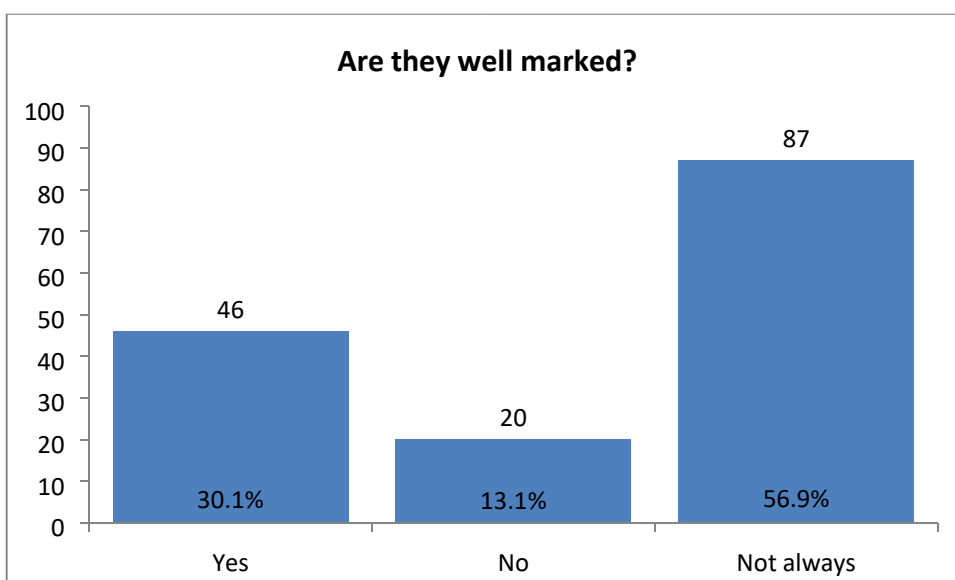


One hundred and forty respondents answered this question.

Respondents were able to tick both options and some did, 90% of respondents use the paths for recreation. Nearly a quarter (22.9% - 32 respondents) of those who answered use them for specific journeys.

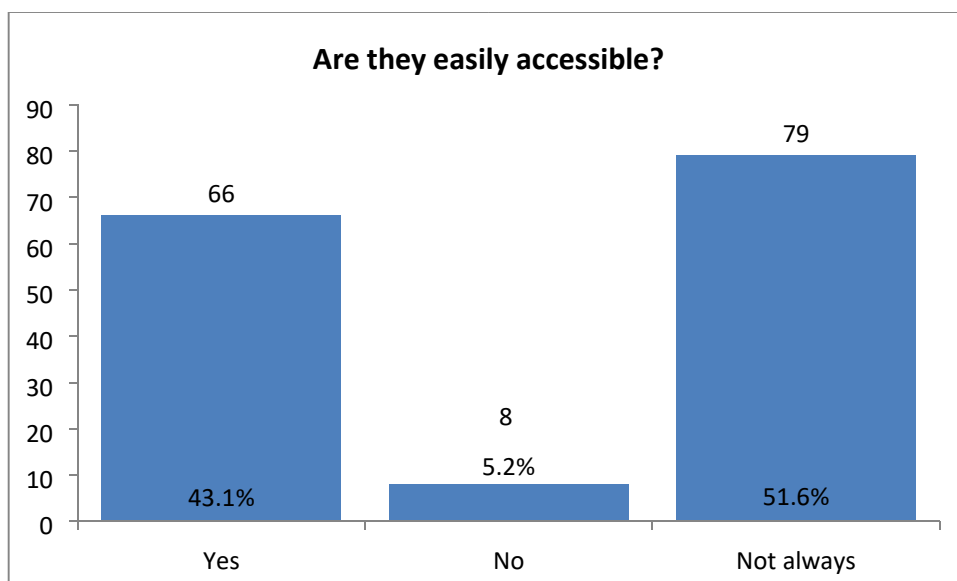
Q35a. Are they well marked?

One hundred and fifty three respondents answered this question (response rate 81.8%).



The vast majority of respondents think that there are at least some issues with footpath markers (70%). As mentioned before, perhaps this can be further investigated by the Parish Paths Partnership if there is one.

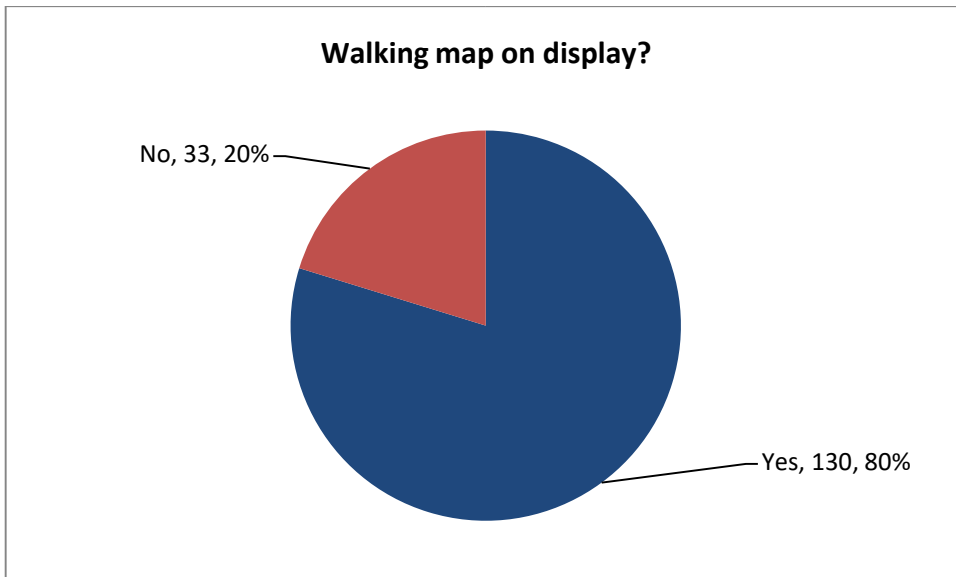
Q35b. Are they easily accessible?



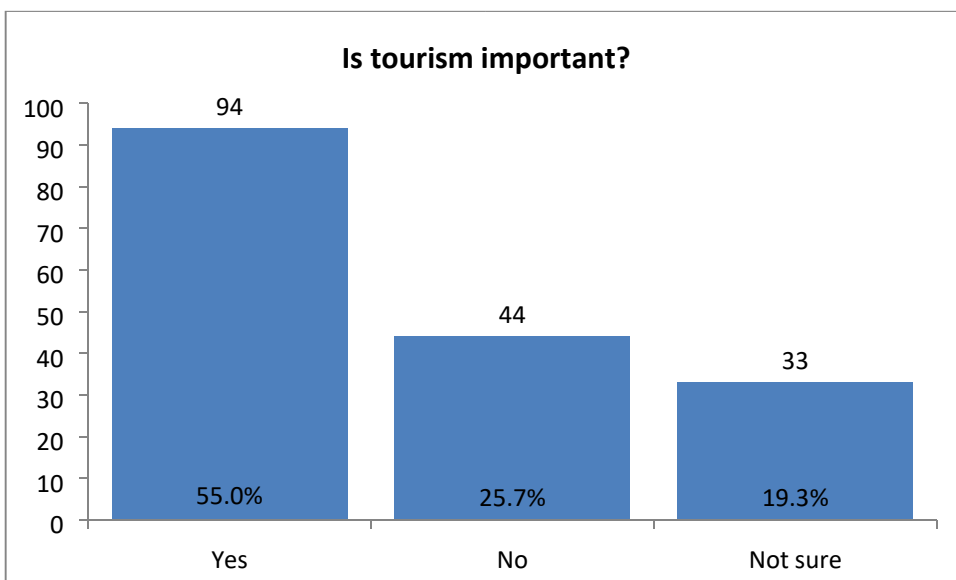
One hundred and fifty three respondents answered this question (response rate 81.8%). Only 8 respondents feel they are not easily accessible. However, 79 respondents have indicated that there are some issues with access. Again, the local Parish Paths Partnership may be able to take this further.

Q36. Should the Parish have an outside map with footpath routes on display for walkers' use?

As the previous two questions indicated that there are some issues around access and way marking, it is encouraging to see that 80% of respondents welcomes a locally displayed map for walkers to use. However, it is also of interest that the other 20% (33 respondents) feels a map should not be supplied. Respondents were not asked to explain their opinion at this question but comments to earlier questions may shed light, especially question 31 where there is some concern regarding increased traffic and tourism. Twenty four respondents did not answer this question, response rate 87.2%).

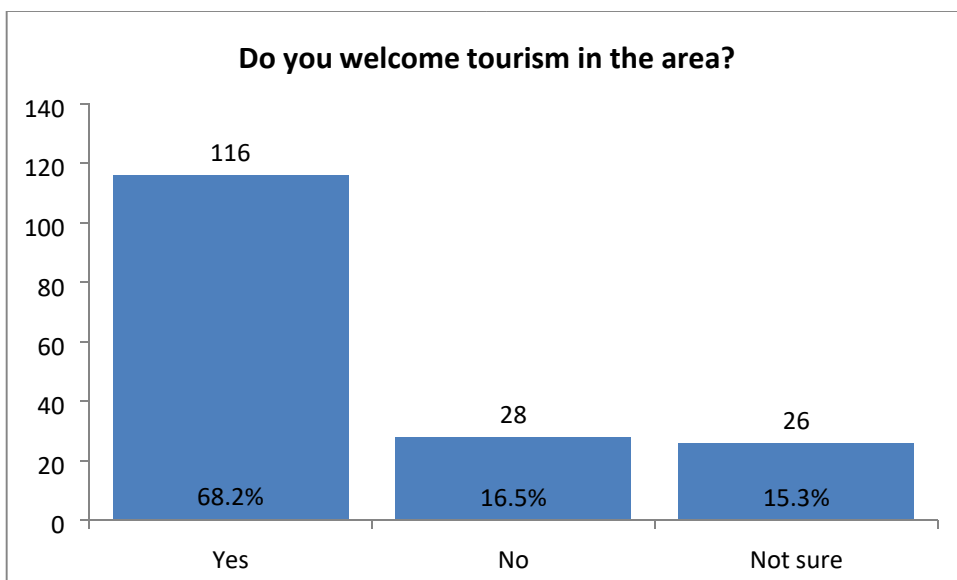


Q37. Do you think tourism is important in Llanfairwaterdine?



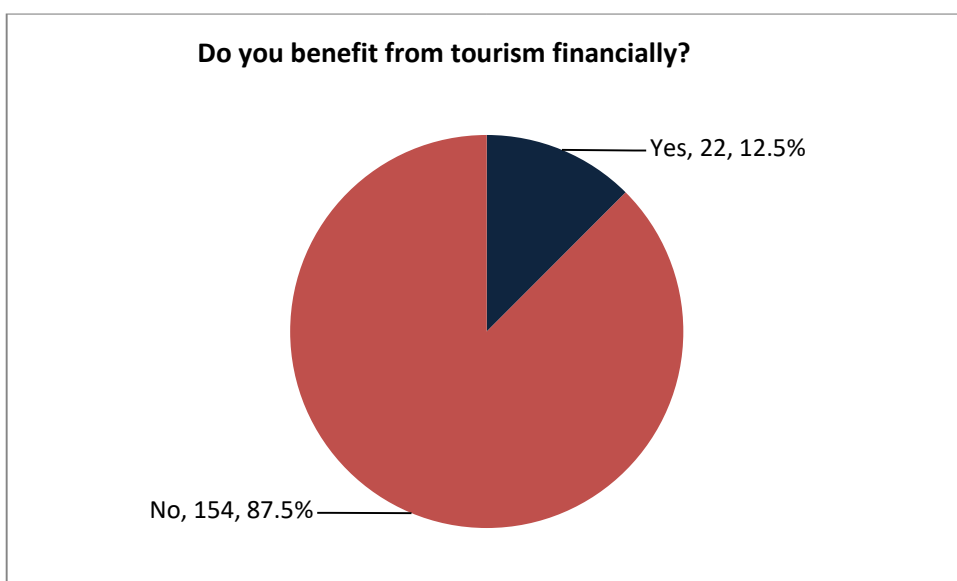
This question was answered by 171 respondents (response rate 91.4%). The majority of respondents answered 'Yes' to this question, acknowledging that tourism is important, However, over 25% think it is not and nearly 20% are unsure.

Q38. Do you welcome tourism in the area?



Again, the majority of the 170 respondents said 'Yes'. Fewer respondents than in the previous question said 'No' and 'Not sure'. Seventeen respondents did not answer this question (response rate 90.9%).

Q39. Do you benefit from tourism financially?

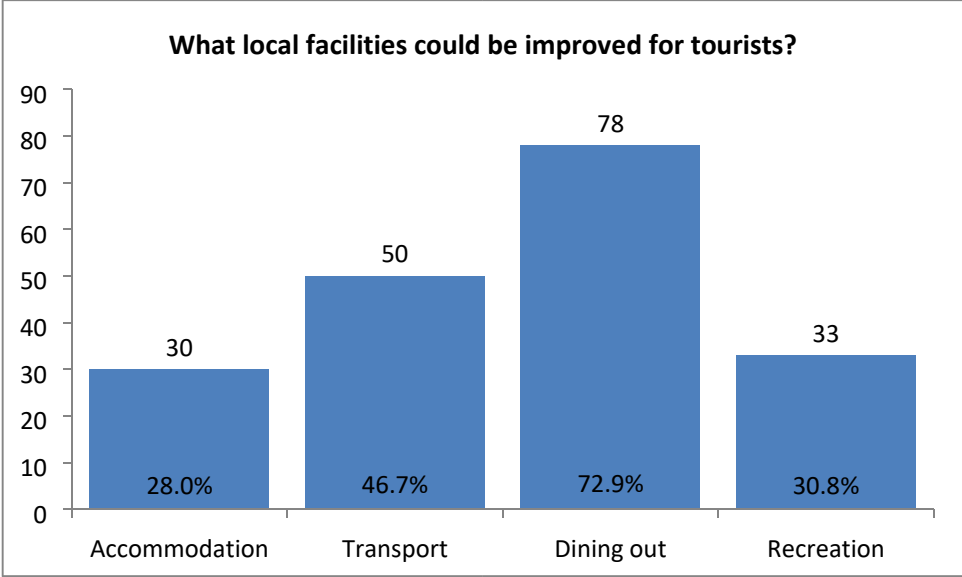


Whilst the majority of respondents recognises that tourism is important to the local area and welcomes it, only 22 respondents have indicated that they benefit financially from tourism, just 12.5% of those who answered this question. Eleven people did not respond, response rate 94.1%).

Respondents were asked to elaborate on their tourism involvement and 19 did so, they offer hospitality and accommodation (B&B, self-catering, holiday lets and caravan sites).

Q40. What local facilities could be improved for tourists?

One hundred and seven respondents answered this question and were able to tick multiple options. Eighty respondents did not answer this question, response rate 57.2%.



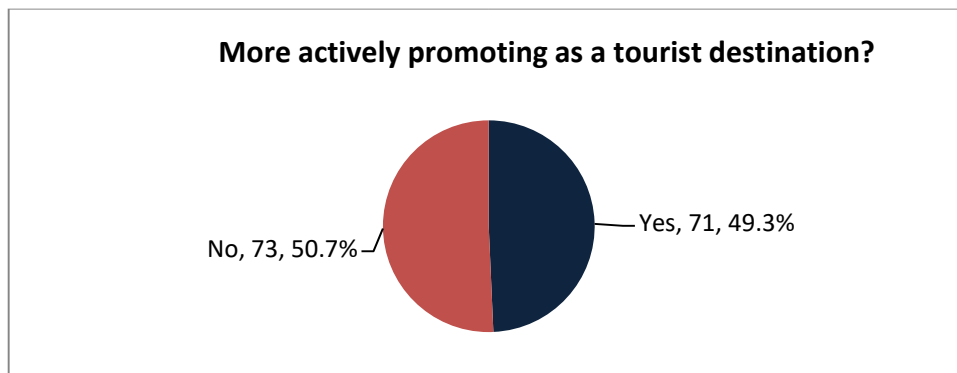
Over 72% think that dining out facilities could be improved. Percentages as per the number of respondents (107).

Respondents were able to give further details and some left comments relating to their wish to not attract any tourism. However, the following positive comments were also left:

- _____ A Llanfair area specific leaflet. Local walks/ local rides.
- _____ Cafe
- _____ Cycle paths, pub
- _____ Out unspoilt area is what attracts tourists so need for major changes.
- _____ Walking designated routes
- _____ Pubs
- _____ Ambiguous - obviously all facilities could be improved!
- _____ Broadband, pub, cycle routes
- _____ South Shrops attracts more independent discerning tourism
- _____ Nice cafe, pub or social area where they can mix with the locals within walking distance
- _____ A pub can be the main attraction for tourism after walking all day: hot meal, comfortable, good food.
- _____ Village shop
- _____ Pub. High speed wifi A village shop
- _____ "Litter picking" ie black plastic, baler twine, plastic feed sacks, temporary road signs
- _____ Parking better signposted
- _____ Pub

Q41. Should we be more actively promoting Llanfair Parish as a tourist destination?

This question could be linked to question 38, where 116 (out of 170) respondents said that they would welcome tourism in the area. However, this question about more actively promoting as a tourist destination was answered by just 144 respondents (43 did not answer, response rate 77%) and opinion is pretty evenly divided.

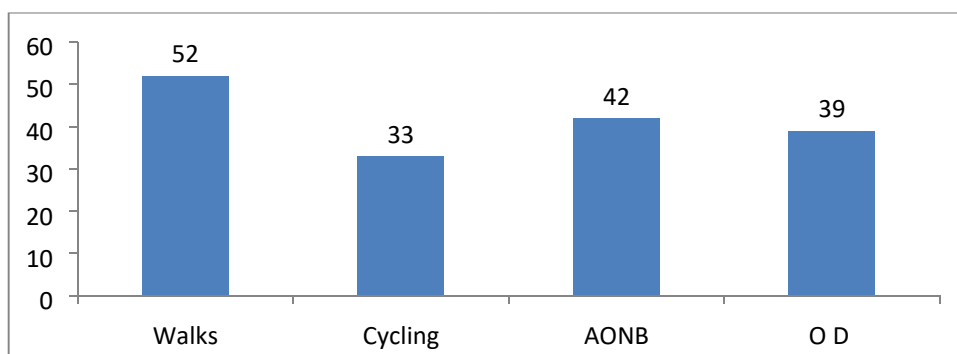


It may be that the difference between 'welcoming tourism' and 'more actively promoting' was unclear but without further investigation this cannot be ascertained. Does a 'No' answer mean that the current level of promotion is sufficient? It may also be of interest to filter this question to get the opinion of just those who answered that they would welcome tourism.

Q42. If so, which aspect?

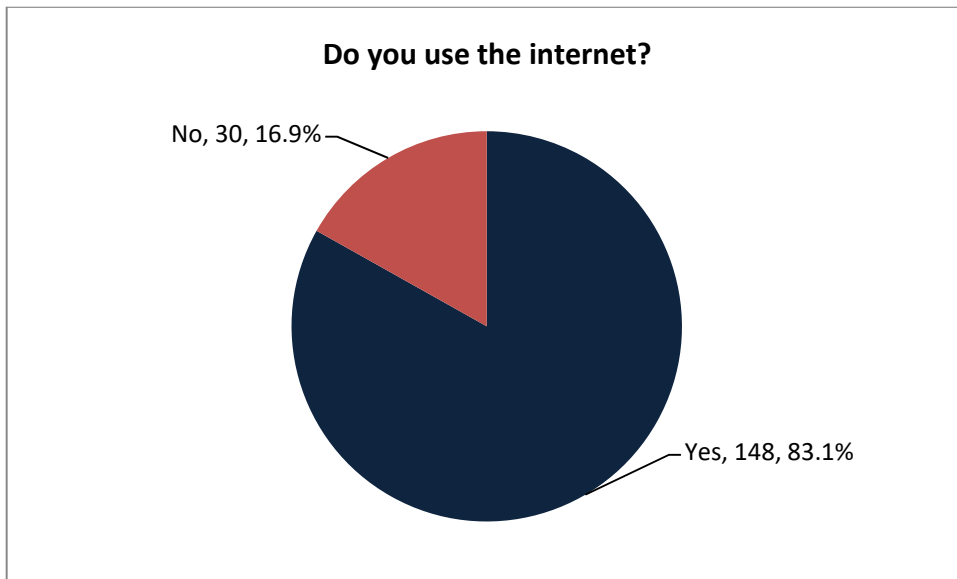
Examples supplied with the question were: Offa's Dyke (O D), Area of Outstanding Natural Beauty (AONB), walking (Walks), designated cycle route (Cycling)

Seventy one respondents participated in this question (response rate 38%). Although this was a free text question, most of the respondent's comments contained just some or all of the examples given. Only a few alternatives were suggested. Farm tours, arts, crafts and music and photography were all mentioned once. Flowers and bird were suggested by three respondents. Six respondents mentioned the bridleways and horse riding. The numbers for the examples given are shown in the graph below.



Broadband

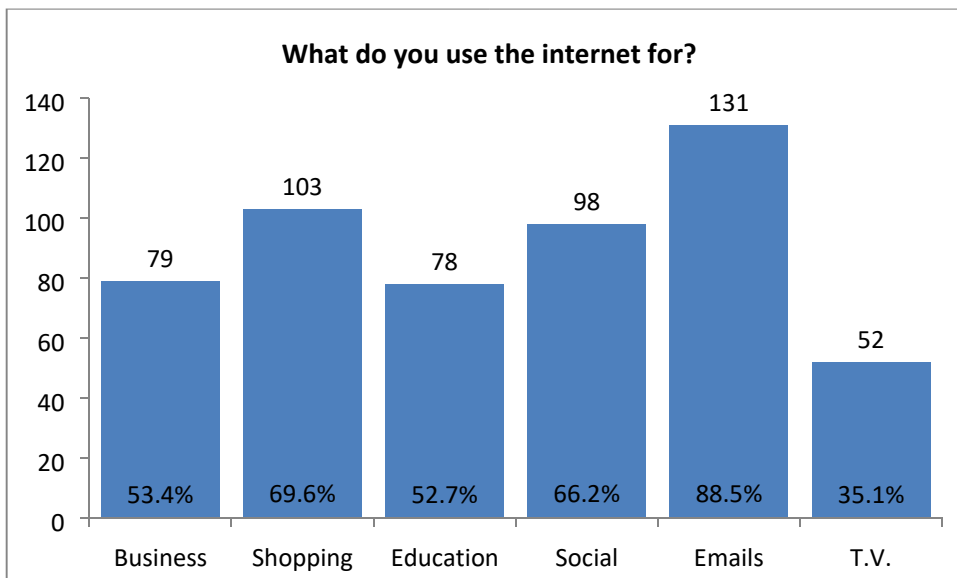
Q43. Do you use the Internet?



One hundred and seventy eight respondents answered this question (just nine did not, response rate 95.2%). Of them, the vast majority (83.1%) uses the internet. Just 30 respondents (16.9%) say they do not.

Q44. What do you use the Internet for? (tick as many options as appropriate)

This question was answered by 148 respondents (the same number as said 'Yes' in the previous question) who could tick multiple options so the percentages shown in the graph as those as part of the total number of respondents. Response rate 79.1%.



Over 88% use the internet to keep in touch via email and nearly 70% of those who answered use it for shopping.

Q45. What is your line speed?

Download speed

Eighty respondents answered this question (response rate 42.8%, 107 did not answer but 30 have said they don't use it). Most respondents submitted a figure, but two put 'Slow', one put 'Very slow' and one put 'Poor'.

As the figures vary widely they are shown (sorted lowest to highest) below in their entirety.

0.22		1		2		11.2
0.22		1		2.07		11.2
0.38		1		2.1		11.31
0.38		1		2.1		
0.51		1		2.17		
0.51		1		2.17		
0.9		1		2.47		
0.9		1		2.47		
0.98		1		2.5		
0.98		1.05		2.58		
<1		1.05		2.73		
		1.08		2.73		
		1.1		3		
		1.2		3		
		1.2		3.2		
		1.34		3.4		
		1.34		3.7		
		1.41		4.07		
		1.41		4.07		
		1.47		5		
		1.5		5		
		1.5		5		
		1.53		5.21		
		1.8		5.25		
		1.8		5.35		
		1.8		5.35		
		1.8		5.78		
		1.86		7		
		1.9		7.6		
		1.9		7.87		
				7.87		

				8.16		
--	--	--	--	------	--	--

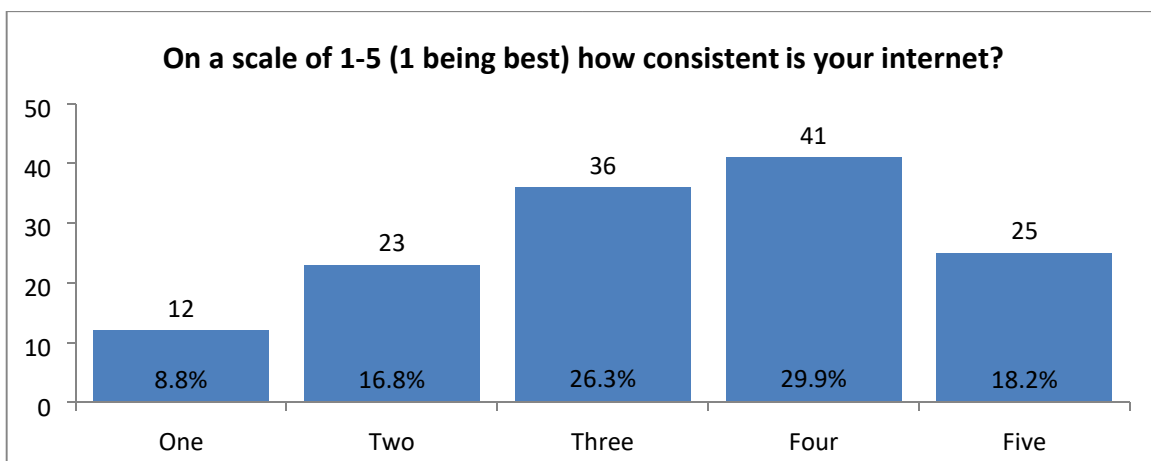
Upload speed

Seventy one respondents answered this question (response rate 38%, 116 did not answer but 30 have said they don't use it), again most entering actual values. One put 'NIL', one 'Poor' and one 'Slow'. One respondent entered 'Waited 5 mins for google to answer'. The actual values are again sorted lowest to highest and shown below.

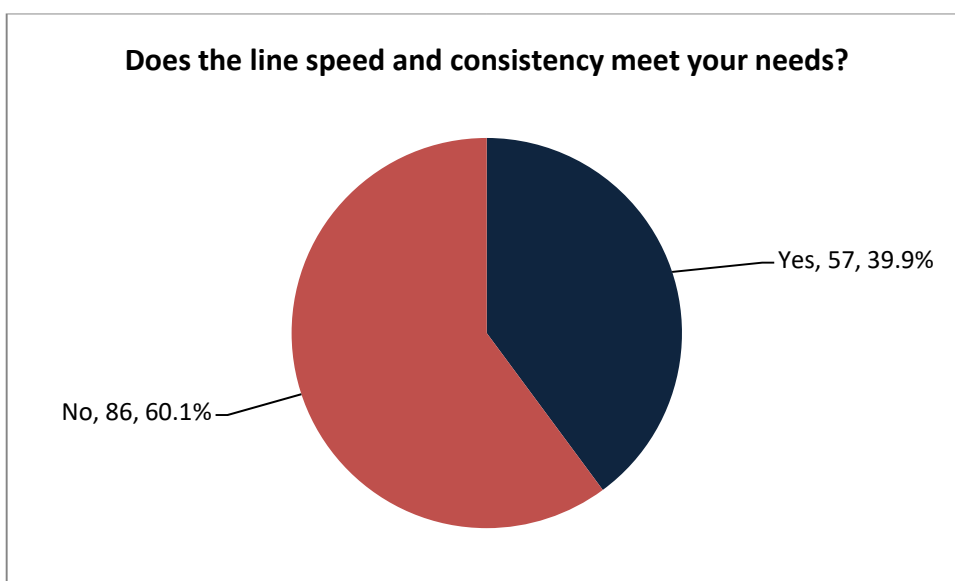
0.013		0.4		0.5		1
0.09		0.4		0.5		1
0.12		0.4		0.5		1
0.13		0.41		0.52		1
0.13		0.41		0.53		1
0.2		0.41		0.59		1
0.2		0.43		0.59		1
0.2		0.43		0.59		1
0.2		0.44		0.59		1
0.2		0.44		0.61		1.13
0.35		0.46		0.61		2
0.35		0.46		0.64		2.4
0.35		0.46		0.64		2.4
0.37		0.49		0.84		2.79
0.37		0.49		0.87		
0.37				0.87		
0.37				0.95		
0.39				0.95		
				0.95		
				0.97		

Q46. On a scale of 1-5 (1 being best) how consistent is your Internet?

One hundred and thirty seven respondents answered this question (response rate 73.3%, 50 did not but 30 have said they don't use it). Only 12 respondents (8.8%) rated their internet consistency as a scale 1 (the best). The majority of respondents rated it as a level 3/4 (combined 56.3%).



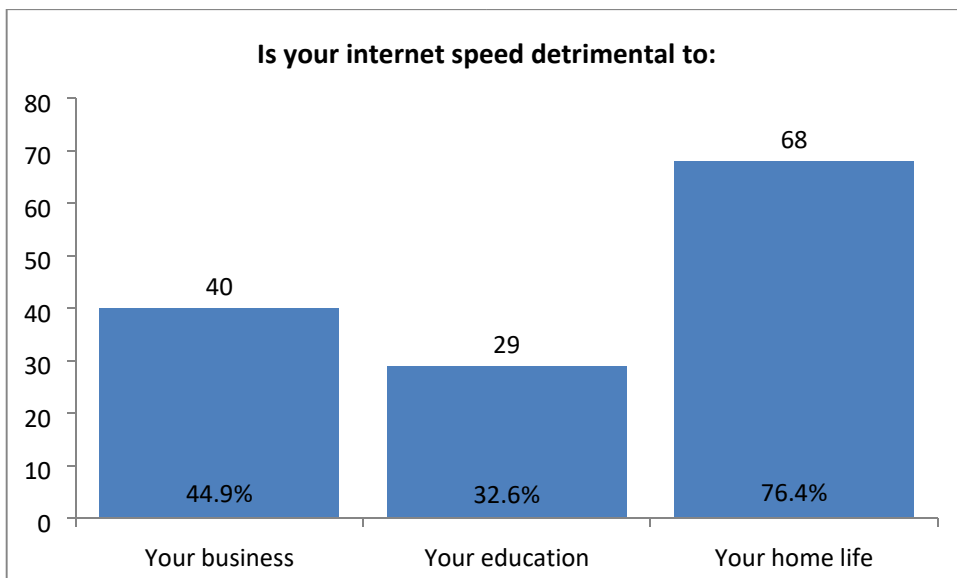
Q47. Does the line speed and consistency meet your needs?



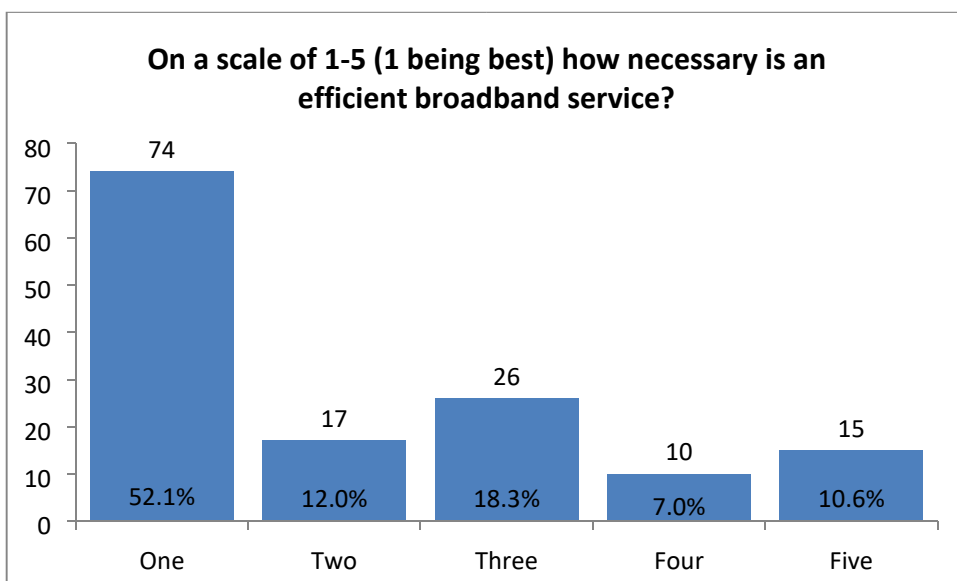
A total of 143 respondents answered this question (response rate 76.5%, 44 did not but 30 have said they don't use it). Just over 60% said that the line speed and consistency does not meet their needs. The other 57 respondents (39.9%) said that it does.

Q48. Is your Internet speed detrimental to:

Eighty nine respondents answered this question (response rate 47.6%, 98 did not but 30 have said they don't use it) and some ticked multiple options. Therefore the percentages shown are those as part of this total number. Over $\frac{3}{4}$ of respondents feel their internet speed is detrimental to their home life.



Q49. On a scale of 1-5 (1 being best) how necessary is an efficient Broadband service to the prosperity of the Parish?

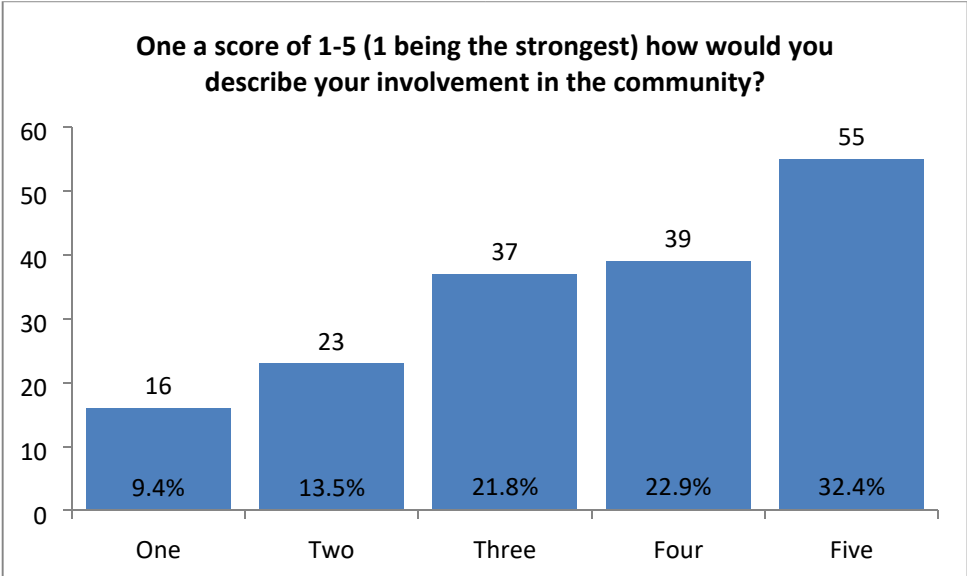


The small majority of the 142 respondents (52.1%) chose the highest rating regarding an efficient broadband speed being important to the prosperity of the Parish. Only 15 respondents selected the lowest rating. Forty five did not answer but 30 have said they don't use it. Response rate 75.9%.

Community and Social Inclusion

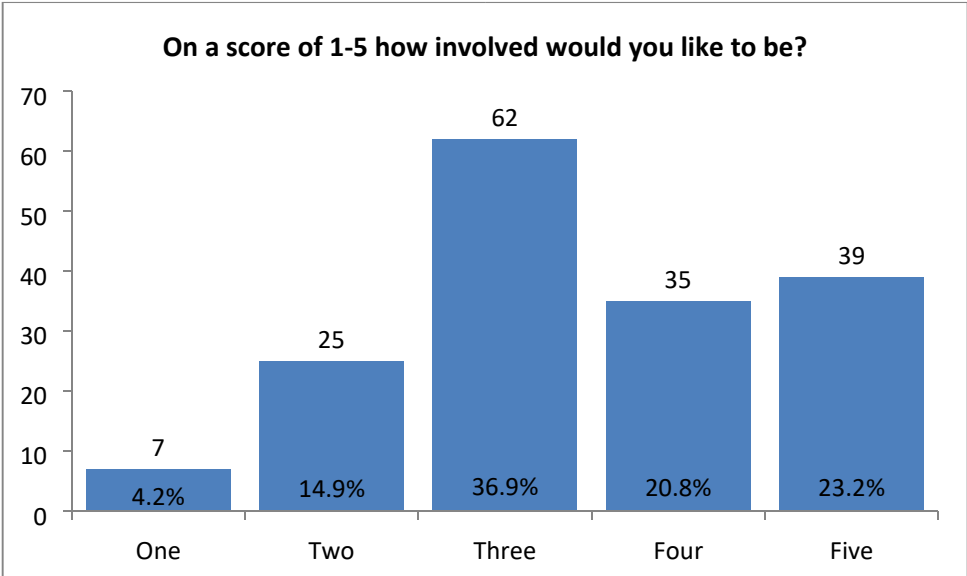
Q50. One a score of 1-5 (1 being the strongest) how would you describe your involvement in the community?

The questionnaire did not give any guidance on what 'involvement in the community' meant but 170 respondents answered this question and their ratings can be seen below. Just 17 respondents did not answer, response rate 90.9%.



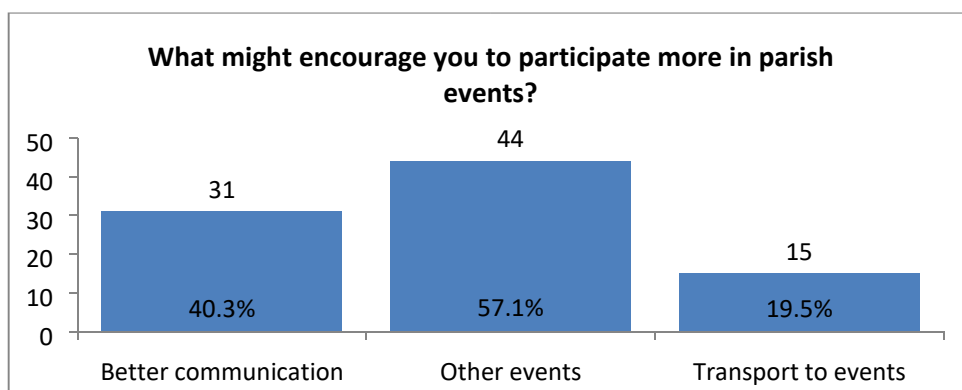
Q51. On a score of 1-5 how involved would you like to be?

This question was answered by 168 respondents; however without further investigation (filtering) it's not possible to say if these are the same respondents, or indeed if they are the same, if they have ticked a different rating than in question 50. Nineteen respondents did not answer, response rate 89.8%.



However, as the middle ground rating (3) has gone up by 25 and the extreme ends have changed too (gone down), it can be concluded is that there are respondents who would rather be a little less involved and others who would like to be more involved.

Q52. What might encourage you to participate more in parish events?



This question was answered by just 77 respondents (response rate 41.2%) who could tick multiple options (110 did not answer). The percentages shown are those as part of the total number of respondents to this question.

The answers indicate that there is some appetite for alternative events than those currently on offer and that perhaps communication can be improved.

And Finally

Q53. Of all the questions which do you feel is the most important?

This question asked for a first and second choice. This kind of question is quite hard to analyse as some respondents will quote a question number, some will quote a range, some will enter a topic or issue and there is a whole range of combinations possible. All of the results are shown below and we suggest that the committee looks at this data to see if there are any trends emerging. Perhaps a scoring system can be devised whereby a 1st choice merits a certain amount of points and a second choice merits less. Questions may have to be converted into topics or topic areas in order to truly be able to compare scores.

Response rates were 67.9% for first choice and 58.8% for the second choice.

Of all the questions which do you feel is the most important? – 1st choices

Public transport

All aspects

Q27

Use of Community Hall

Broadband

Broadband

Environment and footpaths

Q25

Broadband

Broadband

Q23

Q16, Q23

Q25

Pub

Housing

Q45

Internet

Q8

Children play area

Q17

Q27

Q27

Q30

Broadband

Broadband

None of them

Q31

Q31

Environment

Q8

Q31

Q49

Q17

Q17

Road upkeep

Preserving the area

Q8

Q52

Hall

Q27

Church

Church

Q52

Housing

Q17

Hall

Hall

Hall

Broadband speeds

Q27

Q27

Q50

Transport and roads

Q30

Q30

Internet

Internet

About young children

Internet speed

Q22

Q27, Q28

Q27, Q28

Broadband

Housing

Social centre

Maintaining the roads

Q30

Q23

Q17

Housing Q16-20

Internet

Q23

8-12 pub/meeting place

New village hall

Q27

Q31

Q9

Community hub eco building/case/shop

Hall

Meeting point

Everest Hall

Broadband

Everest Hall

Q29

Meeting place

Q31

Housing for local people

Housing for local young people

Q20

Q20

Q20

Q20

Consistent internet availability

Social gathering

Q31

Housing

Church

Church

Pub, community space

Roads

Roads

State of single track lanes

Single track country lanes

Footpaths, sidewalks and safety

Footpaths/sidewalks and safety

Housing

Future of Everest Hall

Q30

All equally important

Q51

Housing

Q46

Local economy

Q30

Housing 18-20

Q27

Q9

Housing

Q21

Housing

Q27

Q29

Q30

Village hall/ Everest hall

Church/transport

Q31

Q31

And your second choice?

Clearing Litter

Q31

Internet

Transport/roads

Transport/Roads

Young people

Q26

Environment

Q16

Q31

Environment

Q49

Village Hall

Q18

Local cafe

Q27

Q49

Q49

Q31

Education

Social gatherings

Q30

Q37

Traffic

Q47

Q25

Q41

Q27c

Q30

Preserving the area

Keeping a 'working' village

Q9

Hall

Children's fac!

Q29

Hall

Hall

Hall

Local economy

Q18

Meeting point

Church

Church

Quality of roads

Q29

Q3

Everest Hall

Q27

Q47

Social hub/roads

Q21

Q21

Q21

Everest Hall

Internet

Q31

Q27

Q49

Broadband Q49

Roads

Q28

27-29 Everest hall

Broadband

Q17

Q17/18

Q31

More transport/car share scheme. Tourism

Hall

Broadband speed

New village hall

Housing

Q42

Housing

Q25

Transport

Transport

Q17

Q26

Q25

Q45

Careful extra housing

Meeting places

Traffic/roads

Hall

Broadband

Telephone/internet

Broadband no46

Broadband and internet access

Oversized vehicles and speed limits

Oversized vehicles and speed limits

State of roads

Rural housing

Q25

Q27

Everest Hall

Q47

Young people and children

Roads 22-24

Q25

Q30

Development of Everest Hall

Q23

Q8

Q15

Q31

Roads are life lines

Broadband

Environment

Q17

Q7

Q54. Are there any questions/concerns that you feel should have been included?

Fifty five comments were received and these are shown below.

Why do we have to put up with so much dog barking in the area, and dogs roaming around loose, and dog mess everywhere. More policing around the area

Yes mobile phone signal, litter, state of roads

No

1) Improving the local economy - making the area attractive to small business inventors. 2) The new housing should be social housing. "affordable" is too expensive

Measures to improve local economy and attract investment plus social housing

The answers would be more relevant if seen by the Community Led Planning Committee. Independent analysis will average down the answers to an overall "don't know" result and nothing will change. Nevertheless, thanks for the questionnaire.

No, and well done for what is being done.

Transport in the sense of maybe a local taxi driver being encouraged to offer a better service for the community as public transport is virtually non-existent.

Should the council take control of SCC budgets to better serve local interests

You have not mentioned the need to know/get to know and care for all people living in our community.

The fact that the average age here is about 60. The facts on education! This is a major omission. The 6th form colleges in BC or Presteigne are gone and teenagers have to travel enormous distances and waste lots of time and energy to get educated. Not to mention the cost to the families.

Education - living and getting properly educated in this area is expensive. Rural schools and colleges are being increasingly frequently, closed making it even more difficult. Financial aid for poor families and encouraging further education and extracurricular activities would be perfect.

Life is too schoolboy project

See comments re bridleways

Have mention bridleways and think they should be included alongside footpath for access. Recreation.

Public transport. Extending the use of Everett Hall (e.g. a cafe should be there rather than in a church). Facilities and activities for the elderly. *Many of the questions seem to serve a specific agenda, some had incorrect assumptions (e.g. Q43: use of the internet is not necessarily at home)*

The parish need a more diverse number of people to thrive, so therefore employment, transport, and housing is needed to attract new people to the parish.

I am surprised that there are no questions regarding possible types of new businesses in or near the parish to encourage new inhabitants. The lack of employment opportunities in the (?). There are many redundant buildings and which could be suitable for SMEs and craft type initiatives.

Employment has not been addressed fully - more about people coming in than those who live here. No mention of residents longer term intentions - are they still going to be planning to live here in 5,10,20 years. Not sure why so much emphasis on tourism when majority of local businesses of any significance are farming - major employers of local people, contribute to local economy and pay VAT and tax on 'income'

No mention of business development, employment, or commercial planning. This section had too much emphasis on tourism

Dog fouling, bins provided for dog owners

Please, can we have some sort of playground for under 5's. School week and over 5 in holidays.

Why do all young people move out of re area? It's becoming a retirement village and average age is getting higher!!

There is no opportunity to say that I am perfectly happy with things being exactly as they are at present.

I think that for such a tiny community there is already "loads of stuff" going on - Christmas auction, arts festival, gardens open, breakfast, choir, concerts etc. There was perhaps a gap for the younger generation, which has recently been filled by the Llanfair Parish fun days other facilities would be brilliant - but how could such a small community expect to support/run/maintain them?

At the end of the questionnaire, the respondent included a page of typed up notes about certain questions. Q8. A multi-purpose meeting place, which can be used by the community but also be used to generate income, would seem a good idea. I don't think Everest Hall could ever achieve this. Q13. Putting religion to one side, the church should have a role. It would be nice if it was a place where its spiritual purpose continued: if not through the auspices of the CofE exclusively, the perhaps by some other means. What will the needs of future generations be? Will they want somewhere to contemplate? To work through troubles? To be at peace? To look for answers? Clearly, it is an expensive building to maintain but its cost and its purpose should not be confused. Q21. Is there a need for a community run mini-bus service? Q27. Would it be worth thinking about turning Everest Hall into a commercial building? Could this be a community shop/post office/cafe/mini bus stop? School leavers and retired people could run it/ The place could be an outlet for the WI and farm produce as well as local arts and crafts. It could also double point of internet access - even a library or second hand book shop. Q43. Oh for broadband. That would be a result by itself. Q50. I would love to be involved and would if I lived in Llanfair. Always available from afar.

Sadly Llanfairwaterdine lost its village school - and the heart went out of the village it then had a thriving YFC. A drama group and a youth club. Today it attracts more retired folk.

Too many questions are NA. Many questions are leading. "Traffic transport and roads" written by someone who does not know what they are talking about

Inputter put these comments on a separate sheet of paper: Too many NA. Leading Qs. "Road and transport" inaccurate/untrue -> anti farming

It would have been nice to know how the village 'Llink' website, helped the community and new users feel it could be improved.

Village website - serves the local and broadband community. Question about how it could be improved and how people can already receive important updates through email contact by providing details to webmaster.

Some form of social help for the elderly or vulnerable in the community

With such a small community it is counterproductive to be over ambitious. 'Village' communities have moved on from stereotypes of yester year. Small communities should not be over organised - too many chiefs and not enough Indians. The villages place in valley and in relation to other villages and Knighton has been ignored in this questionnaire and indicative of an (?) that is at odds with a wider perspective - that would be more productive.

Property owners keeping good houses empty when we need more families in the parish. Job opportunities/attracting businesses.

Empty/unfinished properties in the parish! We need everyone we can get! What can we do to attract young families to the parish? That we do all we can to address environmental/wildlife issues within the parish.

I would say that my vision for the future for our rural community is very unlikely considering land-ownership and farming patterns.

Preservation of Waterdine as a small 'border' village and community. Protection of our local environment - which is stunning countryside; and re-enforcement and development of a supportive and caring community inclusive of all 'its' inhabitants

I think the age range of parishioners should be taken in to consideration especially about change ie new hall, new activities, houses (after all they are the future)

My main concern is to have a viable community with work and housing, so that people can live and work here and bring up families. We must have help for farm/businesses and facilities in the village to attract people.

I am appreciative of those able and willing to give up their time and efforts for the betterment of us all.

Health and welfare in a sparse rural border community

The consequences of the country line ie along the bottom of the river valley not on the hill tops.

Encourage canoeing on the Teme therefore requiring removing fences that cross and cleaning debris/trees.

Why do people who move here not learn what our parish is called: "Llanfair Waterdine"!!!!

1) I think the discussion needs to take place about the future of this village. Do we need church, village hall and/or a new village hall - I believe we only need one building. 2) I also believe we must not underestimate the importance of broadband for the future of the village

How much do Powys farmers contribute to Shropshire road maintenance.

1) Emergence facilities. 2) A critical mass of population is required for more amenities and facilities in the village to be viable; it will be a choice between solitude and amenities.

Emergency facilities

Flicks in the sticks has been overlooked. Empty homes within the parish. Mobile library ignored. One local farmer whose "bad practice" is ignored by Defra and brings shame on the environment

No. The need for us would have been a hospital nearer. This is not a local parish question

Mobile phone coverage is awful - what can the PC do to register our dissatisfaction? Sam dev 'open countryside' status - can the PC make a public statement on this and what effect does this have on any development - more info needed.

I have lived in the parish for only six months. I am coping with an immobility problem (temporary) and have had little opportunity to join in with life in the parish.

Mobile phone coverage does not exist. It is important as a life line and health and safety especially for farmers, walkers etc when out on the land alone.

Yes - satellite broadband providers: if rural economies are to survive then business needs past connectivity to reach a global economy whilst still maintaining a low rural population. Thank you for circulating this questionnaire outside of the parish.

Yes - maintain the rural nature of the area. Maintain low population. Do nothing to encourage population growth.

With a question like this, there are always going to be aspects which may be personal to just one single householder such as nuisance or a health related issue. However, a few themes were mentioned more than once:

- The cost of education related to distance to travel to access it
- Employment, Business and Business Development
- Care and assistance to the elderly, developing a supportive/caring community
- Village Llink website achievements and improvements
- Context of village in the wider area
- Emergency services
- Mobile phone coverage

The committee may want to investigate opinion on these topics and feed them into the Parish Plan also.

A small number of comments directed at the Parish Plan committee/ Parish Council were received among the comments above and these are highlighted below:

- The answers would be more relevant if seen by the Community Led Planning Committee. Independent analysis will average down the answers to an overall "don't know" result and nothing will change. Nevertheless, thanks for the questionnaire.
- Many of the questions seem to serve a specific agenda, some had incorrect assumptions (e.g. Q43: use of the internet is not necessarily at home)
- Too many questions are NA. Many questions are leading
- *Mobile phone coverage is awful - what can the PC do to register our dissatisfaction? Sam dev 'open countryside' status - can the PC make a public statement on this and what effect does this have on any development - more info needed.*

Whilst it is not possible to identify the person who made the comment, the committee may feel its appropriate to put out a general reply statement. Regarding the one comment which involves us as the 'independent analysis provider' we can assure the maker that the committee has been presented with all of the facts in this report and no results have been averaged down.

Conclusions and Recommendations

- One hundred and eighty seven responses were received and 80% of respondents live in Llanfair and the other 20% in Lloney. A friend's questionnaire was distributed to people who come and use the facilities but live elsewhere. Forty six of these were returned and 65.9% of these respondents belong to the choir, 27.3% belong to the WI.
- The largest age group among respondents is 61-70 and 72% of respondents is over 50 (134 people). A youth questionnaire was distributed and 14 of these were returned.
- Nearly 50% of respondents are in work, another 40% are retired. At least 47 respondents work in the Parish or at home at least some of the time.
- Reasons for settling in Llanfair varies amongst respondents, with the majority selecting 'other' rather than the reasons suggested in the questionnaire.
- Over half of respondents live with one other person. Less than 10% live alone or in a household of four or more.
- Over 90% of respondents receive the Llink newsletter.

SOCIAL GATHERINGS/MEETING PLACE

- Opinions are divided about a meeting place. Just under 50% of respondents say they would like a meeting place in Llanfair. A further 43.7% does not mind. Just 12 respondents said 'No'. Eighty eight respondents would like a pub, 47 a café. Many respondents pointed out that there are already a number of such facilities in the Parish and that focus should be on those.
- All of the facilities suggested in the questionnaire get support with most support for a community shop.
- When asked about their future visiting frequency of a meeting place, 61 respondents said they would visit on a weekly basis. Sixty six respondents may be prepared to help with a new meeting place.

CHURCH

- The majority of respondents both in the community as well as friends questionnaires does not attend the church. Respondents did not respond well (response rate only 14.4%) on how the church as a place of worship could be made more relevant to them. However, we suggest the findings and comments are shared and discussed with the church.
- Toilets and café/social space are amongst the most popular suggestions which may encourage people to use the church more, but again response rates were low.

HOUSING

- The majority of respondents are home owners.
- Opinion was divided regarding new houses over the next 10 years, 79 said yes, 44 no and 55 are unsure. Those who would like to see further housing appear to be in favour

of affordable housing for local people to buy or rent. The most appropriate quantity is 6-10 dwellings and conversions or use of derelict or former sites is their preferred means of achieving this.

TRAFFIC, TRANSPORT and ROADS

- A small majority of respondents think maintenance resources allocated to the roads in the Parish is less than a fair share but an almost equal percentage doesn't know. Most respondents agree that sometimes road users contribute to their deterioration.
- Two thirds of respondents are in favour of the Parish Council undertaking a road survey and 51 respondents would be willing to play an active role in this and this certainly warrants further investigations.
- There seems to be some appetite for more localised services but this would need further investigation to determine in detail.

YOUNG PEOPLE, CHILDREN and YOUTH

- All suggested facilities got some support, but most were for a play park (62 respondents). Other suggestions varied and included tennis, outdoor activities and general sports.

EVEREST HALL

- The majority of respondents to both the community and friends questionnaire prefer ongoing repairs and refurbishment as circumstances and funds allow (as opposed to a long term strategic modernisation programme or constructing entirely new facilities).
- Most community respondents rate heating and insulation as the top priority for the hall, followed by seating. This is the same amongst the friends respondents where second priority is toilets and décor.
- A number of suggestions was received for facilities to include in a new building but they were generally in line with those mentioned as being important to Everest Hall.

ENVIRONMENT, FOOTPATHS, TOURISM, LOCAL ECONOMY

- Respondents clearly appreciate where they live and in particular the landscape, countryside and wildlife, peace and quiet, local community and access to the countryside. A similar feeling exists amongst the young respondents.
- Much lower numbers of responses were received when asked about concerns but it appears that these centre around the fear of urbanisation/industrialisation, litter, pylons and windfarms. We suggest the Parish Council is asked to look into all the concerns raised to see how and if they can progress improvements.
- There appears to be some interest in community land projects but there wasn't one clear favourite amongst the suggestions. However, 51 respondents would be willing to

volunteer, eight to provide habitat and one has said they would be happy to be a project lead and this certainly warrants further investigations.

- The vast majority of respondents use local footpaths, mostly for recreation. It appears there may be some issues with footpath maintenance and access and if there is a Parish Paths Partnership (PPP) these comments could be passed on to them. Otherwise the committee could investigate and action the setting up of a PPP for the Parish. The majority of respondents would welcome a map of footpath routes on display in the Parish.
- Most respondents think tourism is important and welcome it the Parish but only a small proportion benefit financially from it. Those who do, do so mainly through hospitality and accommodation. It is thought that dining out facilities and improvements around transport and shop facilities may be beneficial to tourism in the area.
- Opinion is equally divided about more actively promoting the Parish, however, without further investigation it is unclear what this means. Those who do, support the promotion of walking and cycling in the Parish, the AONB and Offa's Dyke.

BROADBAND

- The vast majority of respondents (83.1%) uses the internet and this is for many purposes but emailing and shopping are very popular amongst respondents.
- Download speeds vary greatly between 0.22 and 11.31 mbps. Upload speeds vary between 0.013 and 2.79 mbps.
- The majority of respondents who use the internet say its consistency and line speed does not meet their needs and over ¾ say that their internet speed is detrimental to their home life, whilst by far the majority thinks it's extremely necessary for prosperity of the Parish.

COMMUNITY and SOCIAL INCLUSION

- Respondents are involved in the community at varying levels and some have indicated they would like more involvement, others would like less.
- It appears that participation in events might be improved through better communication and also by perhaps looking at alternative events.

FINALLY

The questionnaire asked respondents to rate questions as their 1st and 2nd most important and we recommend that the committee looks at this data to see if any trends not already identified in this report emerge. This information could also be used when drawing up the action plan if aspects need to be prioritised.

When asked if the questionnaire had any omissions, a number of topics were raised and we recommend that the committee looks at these to see if further consultation is necessary.

